

TECHNICAL OFFICIALS / OFFICIELS TECHNIQUES

Commissaires Panel appointed by the UCI and UEC Management Committee *Collège des Commissaires désigné par le Comité Directeur UCI et UEC*

Andreas GENSHEIMER	(GER)	President / <i>Président</i>
Joey ERMENS	(NED)	Judge-Referee / <i>Juge Arbitre</i>
Edwin CRUIJSSEN	(NED)	Starter / <i>Starter</i>

Assistant National Commissaires appointed by the National Federation *Commissaires nationaux adjoints désignés par la Fédération Nationale*

Pim KROON	(NED)	Catriona TAK	(NED)
Gerrit ROELOFSEN	(NED)	Dylan BOOMAARS	(NED)
John BURGER	(NED)	Nico KNOL	(NED)
Richard VERMEEREN	(NED)	Herman VAN PLATERINGEN	(NED)
Leo VAN DER LINDEN	(NED)	Sara RODNEY	(NED)
Bram DIJKHUIS	(NED)		

UEC Race Secretary

Lino NOSSA (POR)

UEC Timing / Results

Humberto URIBE	(MEX)
Irini TSAGOPOULOU	(GRE)
Angelos CHATZOPOULOS	(GRE)
Kostas KARAGEORGIU	(GRE)

UEC Representatives

UEC Management Committee	Enrico DELLA CASA	(ITA), President
	Katarina JAKUBOVA	(SVK), Member
	Natalia Tsylynskaya	(BLR), Member
UEC General Secretary	Alasdair MACLENNAN	(GBR)
UEC Technical Delegate	Vladimiro PETSAS	(GRE)
UEC Track Commission President	Jos SMETS	(BEL)
UEC Press Officer	Stefano BERTOLOTTI	(ITA)
UEC Photographer	Tommaso PELAGALLI	(ITA)
UEC Video	Christian BOHM	(ITA)

Official Doctor / *Médecin Officiel*

Arnold BRONS (NED)

Doping Control Officers / *Agents de Contrôle du Dopage*

Doping control Officer appointed by ITA:	Pascal EECKHOUT	(NED)
Doping control Doctor appointed by ITA:	Dierk BRANDEWINDER	(NED)

Speaker / *Speaker*

John VINGERLING	(NED)
Johan VAN DER MADE	(NED)
Laurens VAN DE KLUNDERT	(NED)

GENERAL INFORMATION – REMINDER OF DISPOSITIONS

- **The confirmation of the riders** done on Monday, August 16th is final; nevertheless, Team Managers will have the opportunity to forward modifications to the Secretary of College of Commissaires (Mr. Lino Nossa) until the start of the first competition session on the day of each event **using the appropriate UEC form.**

Any rider replacement to a confirmed selection may only come from the list of already registered riders.

Any **Team Pursuit** modification must be provided to the secretary of the commissaires panel at least **30 minutes** before the relevant competition round start (article 3.2.079).

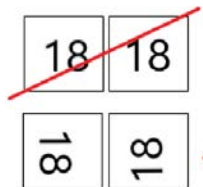
Any **Team Sprint** modification must be provided to the secretary of the commissaires panel at least **30 minutes** before the relevant competition round start (article 3.2.149).

Training and Warm-Up Sessions

- Only riders who are competing in the upcoming session may use the track during the pre-session warm up time.
- The use of the derny and the use of starting blocks during the official training are not permitted. Standing starts are permitted only under the following conditions;
 - one rider at a time,
 - on the home straight in the sprinter's lane, and
 - with the assistance of someone waving a flag at the exit of the 4th bend.

Competitions

- Riders are reminded that art. 3.2.003 (modified on 12.06.20) must be respected. Riders are not permitted to wear tinted visors or glasses that would prevent them from being clearly identified while seated in the waiting area. Riders shall only put on their tinted visor or glasses when heading on to the track only. Any rider failing to respect this article shall be sanctioned as per article 3.10.008.
- Riders are reminded that they must wear their national team jerseys during the races as well as during award ceremonies.
- Riders shall ensure that the body number is visible and legible at all times. The body number shall be well fixed and may not be folded or altered. When two numbers are required to be worn, these should be placed low down and on either side of the back. When a single number is required to be worn, this should be placed low down in the center of the back. **Body numbers will be distributed at the Team Manager's meeting. Specific numbers for Madison** will be distributed the day of the event.
- The riders are obliged to use the body-numbers which will be supplied by the organization. Changes to these and clothes are not allowed. Riders must compete in their national jersey.



- Riders shall wear one (1) body number in the following events:
Kilo and 500 m. TT, Individual Pursuit, Team Pursuit (each rider one number), Team Sprint (each rider one number).
Riders shall wear two (2) body numbers in all other races, Omnium included.
The riders competing in Madison will receive dedicated body numbers.
- LED devices for the Elimination races (Men and Women) shall be collected next to the timing podium one hour prior to the start of each race and returned to the same place at the end of each race.
- All bicycle measurement checking shall be carried out in the equipment check area before entering the track. Riders must come for bicycle-check in adequate time prior to their start. Checking will also be carried out 15 minutes prior to commencing each session of the competition. **Teams are responsible for verifying the legality of replacement equipment that may be used in any event.** Commissaires are entitled to double check positions after the race. Should the bicycle or position have been modified in contravention of the regulations, the rider may be disqualified.

Team Leaders and Coaches

- **Safety zone (art. 3.1.012)**
During all track events, except Team Pursuit and Individual Pursuit, all team staff shall remain on the infield (off the safety zone and the track).
During Team Pursuit and Individual Pursuit, one coach per team only is permitted on the safety zone.
Specific team staff may be permitted to access the safety zone (i.e. the mechanic following a crash) at the Commissaires' discretion.
Irrespective of the above, article 3.6.072 applies.
(article introduced on 12.06.20)
- The access to the track must be kept clear at all times. **All track access ramps shall be kept free of any material and team personnel.**
- Access to the starter's platform is only for officials. All others are not permitted to use this podium. Access to the awards ceremony podium is forbidden except for official ceremonies.

Award Ceremonies

- Riders participating in the awards ceremony must present themselves in due time, bare-headed and without headband or glasses, wearing competition apparel and footwear, until after they leave the official ceremony enclosure.
- Teams are reminded that in the awards ceremony of team events, all the riders that participated in any round are allowed on the podium as follows:
 - Team Pursuit max. 5
 - Team Sprint max. 4

General

- The wearing of an approved rigid safety helmet, done up in a correct manner, is mandatory for riders at all times when riding on the track surface and safety zone.
- Riders may not wear headphones attached to devices such as radios, music players, telephone, etc., while riding on the track.
- Road bikes are not allowed on the track, including the safety zone.
- Bicycles or other equipment may not be left on the safety zone of the track.
- No drinks or food are allowed on the safety zone of the track.

TECHNICAL INFORMATION – REMINDER OF DISPOSITIONS

General

- If riders wearing the same team clothing ride in the same race, they shall bear some item to clearly distinguish between them.
- Riders may carry no object on them or on their bicycles that could drop onto the track. Any electronic device with a display must be hidden from the rider's sight so that it cannot be read by the rider.
- Road bikes are not allowed on the track, including the safety zone.

Conduct of riders

Riders shall refrain from any collusion, manoeuvre or movement likely to hinder the conduct or distort the result of the race. In the case of collusion between riders, the commissaires may disqualify the riders concerned. In addition, while riding on the track, riders shall at all times be in firm control of the bicycle and have at least one hand on the handlebar (or extension).
(art. 3.2.002)

Neutralisation

Unless otherwise provided in a specific provision, in the case of a recognised mishap of a rider or a team in a bunch event including Madison, the rider or the team shall be entitled to a neutralisation during the number of laps closest to 1250 metres (5 laps on a 250m-track), counted from the moment of the mishap until he has resumed his position that he occupied before the mishap. Beyond the distance of 1250 metres, neutralised riders or teams begin to lose laps until they resumed their position that they occupied before the mishap. Neutralised riders or teams may not return to the track within the last kilometre. Should this last kilometre start during the allowed neutralisation period of a recognised mishap, and the riders not be able to return prior to the start of the last kilometre, these neutralised riders or teams shall appear in the final placings depending on the points and laps accumulated prior to the mishap.
(art. 3.2.020bis - text modified on 12.06.20)

Restart in standing start events

In each round of a standing start event, a team or a rider is only permitted two starts. One restart shall be given either in the result of a false start, or in the event of a mishap. A team or a rider which causes a further false start or suffer a further mishap in the qualifying round shall be eliminated (DNF). A team or a rider which causes a further false start or suffer a further mishap in the first competition round shall be relegated. A team or a rider which causes a further false start or suffer a further mishap during the finals loses the final.
(art. 3.2.021ter)

Handlebar and saddle position

- As from 1 January 2014 all riders will be entitled to one of the morphological exemptions as regards the position of the saddle or handlebar extensions for the events covered in 1.3.023. For riders that are 190 cm tall or taller, the horizontal distance between the vertical lines passing through the bottom bracket axle and the extremity of the handlebar extensions including all accessories may be extended to 85 cm.
If this is the case, the Team Manager of the rider in question must inform the commissaires during the licence confirmation or immediately after the team managers meeting.

For the handlebar extension, the height different between the elbow support points and the highest and lowest points of the handlebar extension must be less than 10cm.

Sprint & 200 meter Time Trial

- Riders shall wear both number panels during the 200 meters Time Trial.
- In case of a dead heat, the riders concerned will be classified according to the best time in the last 100 meters. In the case that the riders are still tied, the riders concerned will be classified by drawing lots.

Individual Pursuit

- The Championships shall be conducted as follows: the two fastest riders in the qualifying round will contest the final for first and second place and the next two fastest riders will contest the final for third and fourth place.
- The remaining riders will be classified in accordance with the times recorded in the Qualifying Round.

TT Km and 500 m.

- In the case of a draw, the rider who records the best time for the final lap shall be declared the winner.
(art. 3.2.107 - text modified on 12.06.20)

Team Pursuit

- The men's and women's event are run over four (4) kilometers by teams of four (4) riders.
- Teams shall be made up of riders entered for this event. The composition of the team may vary from one round to another. An incomplete team in the sense of article 3.2.077 may not take the start.
- The riders of each team shall start side by side behind the start line. The lateral distance between each rider shall be 1 meter.
- The event is organized in 3 phases as per UCI track regulations for World Championships, article 3.2.085

- In the last two heats of the first competition round, if one team catches the other, the catching team is declared the winner and shall stop as soon as possible in order to allow the other team to finish the distance and thus to record a time. In this case, if one or both teams catch their opponents, the times from the qualifying round shall be used to determine which of the two teams shall finish in the home straight.
- During the finals, if one team is caught by the other, the race is over, and the catching team shall be declared the winner.
- In both situations above, a pistol shot marks the end of the race at the moment on which the team crosses its finish line at the full distance or at the moment on which one team catches the other.

Team Sprint

- The event is run over three laps of a track by teams of three riders.
(text modified on 12.06.20)
- In the qualifying rounds, teams shall ride against the clock.
Depending on the number of entered teams, the Commissaires' Panel may decide to run qualifying rounds with two teams in each heat (art. 3.2.144 bis).
- The riders of each team shall start side by side behind the start line.
The lateral distance between riders shall be 1.5 meters.
- At the completion of his lap, the leading edge of the leading rider's front wheel must cross the pursuit line ahead of the leading edge of the front wheel of the following rider. Thereafter, the leading rider must draw aside immediately and ride above the sprinter's line no later than within 15 meters after the pursuit line (art. 3.2.153).
- The event is organized in 3 phases as per UCI track regulations for World Championships, article 3.2.145.
- The blue band shall be made impassable on both sides of the track by the placing of three 50 cm long pads of a synthetic material at 5 meters, at 10 meters and at 15 meters from the pursuit lines. No other pads shall be placed on the blue band.
(art. 3.2.149bis)

Keirin

- Riders compete in a sprint after completing a number of laps behind a motorized pacer who leaves the track 3 laps to go (250 m track).
The number of laps without the motorized pacer shall equal the number of laps behind the motorized pacer.
(art. 3.2.134).
- The competition will be organized according to the tables as shown in article 3.2.135 of the UCI Regulations.
- At the start, riders shall take their positions determined by the draw, directly behind the pacer, for at least the first lap, failing which the race shall be stopped and riders that failed to comply shall be disqualified (art. 3.2.139).

- The riders must not pass the leading edge of the front wheel of the pacer before the pursuit line when he leaves the track. If not, the race will be stopped and rerun without the rider(s) at fault, which will be disqualified (art. 3.2.140).
- The race will be stopped if one or more riders are at fault or behave in an unsporting manner while being placed behind the derny. The race will be rerun without the rider(s) at fault, which will be penalised depending on the gravity of the situation (relegation with a warning, or disqualification).
(art 3.2.142 - text modified on 12.06.20)
- A restart will take place immediately if a mishap occurs within the first half-lap. After the first half-lap no mishap will be taken into consideration.
(art. 3.2.143)
- The coaches holding their riders in the start, are allowed to push them during the start but from a standstill position (2 feet on the ground at the same time).

Madison

- Riders shall wear special number panels which will be distributed the day of the race at the commissaire's area inside the track. Numbers will be available at the latest 30 minutes prior to the start of the program.
- No feeding is permitted during the Madison race.

Omnium

- The omnium is made of four events held over one day: Scratch, Tempo Race, Elimination and Points Race (art. 3.2.247).
- Riders shall be lined up in single file along the railing and in the sprinters lane in the order listed on the startlist. This order shall be based on the current UCI Omnium ranking.
- Any rider abandoning any of the events shall be considered to have abandoned the competition and shall be recorded in the final classification after the last placed rider with the provision "DNF" (did not finish) and no rank, as per article 3.3.012.
In the case of the Scratch Race and the Tempo Race, a rider losing two laps shall be withdrawn. That rider will be penalised with a deduction of 40 points in the classification of the Omnium and will be allocated the next available rank determined by the number of riders remaining on the track at this moment. If for any reason the rider is not withdrawn, they will be classified as though they had been at the point at which they lost their second lap (including the deduction of points).
(art. 3.2.251 bis - text modified on 12.06.20)
- In the case of the Scratch Race, any rider not finishing the race due to a fall in the final kilometre, or not being able to return to the track during the final kilometre, will be allocated the next available ranking (and points) considering the laps taken and the number of riders remaining on the track at this moment.
(art. 3.2.251 ter - text modified on 12.06.20)



- In the Tempo Race, the first rider in each sprint shall be awarded 1 point, including the final lap. A gained lap will now be awarded 20 points. Please note that when a rider loses a lap in the Tempo Race, 20 points will be deducted from the total points of that race (article 3.2.262)
- Prior to the start of the Points Race, a current ranking with the Omnium points totals shall be drawn up, and riders will start the Points Race with these points accrued over the first three events.
- Riders shall add to, and lose from, their points totals based on laps gained and lost, and points won in sprints, during the Points Race.
- The winner of the Omnium shall be the rider who has obtained the highest total of points.
- In the event of a tie in the final ranking, the places in the final sprint of the last event, the Points Race, shall break the tie.

Elimination (part of the Omnium race)

- In accordance with the UCI regulations (articles 3.2.220 and 3.2.221), before the start of the race, riders must complete a neutralized lap riding in one bunch at a moderate speed. If this is not the case, the starter might extend the neutralized lap unless this criteria has been met.
- Every 2 lap the last rider, according to the position of his rear wheel on the finishing line, shall be eliminated.
- If one or more riders are lapped or abandon the race between sprints, they shall be the riders eliminated in the next sprint.
- In certain cases, the commissaires may decide to eliminate a rider other than the last rider in the sprint (for example, if a rider passes on the blue band).
- In all cases, the decision on which riders shall be eliminated must be made and announced prior to the riders crossing the pursuit line on the back straight after the elimination sprint. If no decision can be made by this time, then no riders shall be eliminated until the next sprint. This shall be indicated by a green flag on the start line.
- An eliminated rider shall leave the track immediately, failing which he shall be penalised according to the article 3.2.223 of the UCI regulations.
- Riders eliminated shall be placed in inverse order according to the time of their elimination (for example, the first rider eliminated is placed last, the second rider eliminated is placed second last, etc.).
- The fact that a rider may gain a lap shall not count.
- In the case of a recognized mishap by one or more riders, as decided by the President of the Commissaires Panel, the race shall immediately be neutralized for a maximum distance of the number of laps closest to 1250 metres (5 laps) to allow the affected riders to return to the bunch.



The neutralization shall be indicated by a yellow flag on the start line and all riders on the track shall ride in a compact group at a moderate speed. No account shall be taken of the position of any riders off the front or back of the bunch at the time of the mishap.

- The race shall be restarted by the withdrawal of the yellow flag and the firing of the starter's pistol. Any riders not able to rejoin the race at this point shall be eliminated and their position determined according to the time of their elimination.

Except in the case when all riders on the track suffer a recognized mishap, once four or fewer riders remain on the track, no neutralization shall be granted, and any riders not finishing shall be eliminated and their position determined according to the time of their elimination.

- Coaches or Managers who instruct or encourage their rider to continue racing following the announcement of their elimination, will be penalised by a fine of CHF 200 as per UCI Regulation 12.1.007. Should a Coach or Manager commit a second offence of incorrect behaviour, he/she will be fined CHF 500 and will have their accreditation immediately revoked. Subject to the same penalties, no team representative can approach or try to dispute any decision made by Commissaires during the course of the race.

Elimination (as a stand alone Championship)

- For the start of the race, riders shall line up in single file along the railing and in the sprinters lane.
- The coaches holding their rider in the sprinters lane are followed to push them during the start but from a standstill position (2 feet on the ground at the same time).
- The order of the riders shall be determined according to the UCI regulations, in respect to the current UCI Elimination Individual Ranking.
- The order for non-ranked riders, will be done by drawing lots during the Team Managers' meeting as follows:
 - 1st draw – riders of teams present at the Team Managers' meeting
 - 2nd draw – riders of teams not present at the Team Managers' meeting



LIST OF ENTERED NATIONS / LISTE DES NATIONS ENGAGEES

1	ARMENIA
2	AUSTRIA
3	BELARUS
4	BELGIUM
5	CZECH REPUBLIC
6	DENMARK
7	FINLAND
8	FRANCE
9	GEORGIA
10	GERMANY
11	GREAT BRITAIN
12	GREECE
13	HUNGARY
14	IRELAND
15	ISRAEL
16	ITALY
17	LITHUANIA
18	NETHERLANDS
19	NORWAY
20	POLAND
21	PORTUGAL
22	RUSSIAN FEDERATION
23	SLOVAKIA
24	SPAIN
25	SWEDEN
26	SWITZERLAND
27	UKRAINE

Junior Men
List of Participants

Bib	Name		Nation	UCI ID
1	ARAMAYISYAN	Aleks	ARM	10116941665
2	SHARYAN	Khachik	ARM	10116941766
3	VIRABYAN	Vahe	ARM	10116941362
4	KOKAS	Raphael	AUT	10035026882
6	LETEN	Inias	BEL	10065047271
7	BERTELS	Jasper	BEL	10065069301
8	BERTELS	Lennert	BEL	10065535406
9	RAES	Renzo	BEL	10065024740
10	DE SCHRIJVER	Runar	BEL	10065054244
11	BERNARD	Thibaut	BEL	10070883136
5	SHPAKOUSKI	Viachaslau	BLR	10076180346
12	MALASEK	Jakub	CZE	10119752140
13	VAJBAR	Jakub	CZE	10047310015
14	HYTYCH	Matej	CZE	10058654264
15	KOBLIZEK	Matyas	CZE	10047400547
16	KADLEC	Milan	CZE	10047431263
17	NOVAK	Pavel	CZE	10086057875
18	STEC	Radovan	CZE	10047443589
19	SORENSEN	Frederik	DEN	10046259381
20	SCHRODER	Lucas	DEN	10053821745
21	JORGENSEN	Mathias moller	DEN	10045794488
22	WANDAHL	Nicolai	DEN	10022423047
23	MATHIESEN	Phillip	DEN	10048438649
100	GONZALEZ TORRES	Antonio	ESP	10042392822
101	GARAIAI PIKABEA	Benat	ESP	10062935095
102	SANCHEZ GARMENDIA	Esteban	ESP	10043670996
103	BONILLO MARTIN	Iker	ESP	10042535490
104	SEGURA GARCIA	Jose	ESP	10056225325
105	TERRASA GUAL	Marc	ESP	10040407958
106	PALLARES REYES	Marcel	ESP	10076472356
107	AMENGUAL MIRALLES	Sergi	ESP	10039729665
24	KALLBERG	Axel	FIN	10045824703
25	SAVUKOSKI	Severi	FIN	10094826473
26	BOXE	Alexandre	FRA	10067906751
27	LE HUITOUZE	Eddy	FRA	10067973136
28	HOUCOU	Emmanuel	FRA	10072404420

17-22 August 2021

Communiqué n° 6

Junior Men
List of Participants

Bib	Name		Nation	UCI ID
29	POUVREULT	Gregory	FRA	10069097124
30	POMMELET	Hugo	FRA	10079509062
31	CARON	Oscar	FRA	10068955361
43	LOWE	Ed	GBR	10096738686
44	LEDINGHAM HORN	Harry	GBR	10092578295
45	CHARLTON	Josh	GBR	10094658341
46	GIDDINGS	Joshua	GBR	10052763637
47	TARLING	Joshua	GBR	10055293418
48	HILEY	Marcus	GBR	10096738585
49	HOBBS	Noah	GBR	10081552631
50	BIRRELL	Ross	GBR	10064635023
51	SHARPLES	Tom	GBR	10096738787
32	KHORGUANI	Giorgi	GEO	10080032155
33	JOCHUM	Ben felix	GER	10064571567
34	BOOS	Benjamin	GER	10036152890
35	SCHRODER	Jasper	GER	10036393168
36	SPIEGEL	Luca	GER	10060873645
37	LUHRS	Luis joe	GER	10036377610
38	MASCHKE	Malte	GER	10051791213
39	BRIESE	Max david	GER	10036237059
40	ZIPPAN	Nicolas	GER	10048505236
41	GROB	Paul	GER	10036384579
42	WEINRICH	Willy leonhard	GER	10054062932
52	CHAROVAS	Miltiadis	GRE	10113857873
53	DRIJVER	Bertold	HUN	10097608555
54	MORE GOSELIN	Oliver	HUN	10115490608
55	MC LOUGHLIN	Niall	IRL	10017413908
56	DOOGAN	Odhran	IRL	10017013477
57	O LOUGHLIN	Patrick	IRL	10017311854
58	CAULFIELD DREIER	Stefan	IRL	10016884751
59	KEYNAN	Amit	ISR	10083701078
60	TIMOR	Guy	ISR	10108085464
61	SHYMAN	Roy	ISR	10083200722
62	ROMELE	Alessandro	ITA	10028969335
63	SALA	Alessandro	ITA	10029252251
64	DELLE VEDOVE	Alessio	ITA	10028969133

Report printed: 18/08/2021 15:57

SPORTS TIMING SOFTWARE www.veloresults.com

TCM v4 Page 2/4

Junior Men
List of Participants

Bib	Name		Nation	UCI ID
65	VIOLATO	Andrea	ITA	10029293273
66	NAPOLITANO	Daniele	ITA	10030732109
67	BELLETTA	Dario igor	ITA	10029294485
68	COLOSIO	Lino	ITA	10028931848
69	URSELLA	Lorenzo	ITA	10029210825
70	BOZICEVICH	Matteo lapo	ITA	10029170409
71	PREDOMO	Mattia	ITA	10034048600
72	ROSSI	Nicola	ITA	10030558822
73	BONETTO	Samuele	ITA	10062407861
74	MINUTA	Stefano	ITA	10108741428
75	KUNDROTAS	Gabrielius	LTU	10086309671
76	KELIAUSKAS	Renaldas	LTU	10052435958
77	WILLEMSEN	Justus	NED	10023400828
78	RATAJCZAK	Dominik jedrzej	POL	10063966733
79	DABROWSKI	Gracjan	POL	10056383555
80	LEWANDOWSKI	Jakub	POL	10053904500
81	KOT	Julian	POL	10055238046
82	DOLAK	Kamil	POL	10056467118
83	MARCINIAK	Marcin	POL	10063086760
84	PRZYMUSINSKI	Mateusz	POL	10052495370
85	SAWICKI	Mateusz jan	POL	10059178973
86	MASLAK	Piotr	POL	10058521191
87	LASKOWSKI	Radoslaw	POL	10056381838
88	GRZESIAK	Tomasz	POL	10055145490
89	POPOV	Alexander	RUS	10076776187
90	VALGONEN	Daniil	RUS	10036092468
91	ZARAKOVSKIY	Daniil	RUS	10065490643
92	SHEKELASHVILI	David	RUS	10063781322
93	DOLZHIKOV	Dmitrii	RUS	10036092569
94	SKORNIAKOV	Grigorii	RUS	10065490441
95	KRYUCHKOV	Mark	RUS	10065490946
96	POSTARNAK	Mikhail	RUS	10090937177
97	KALACHNIK	Nikita	RUS	10036078728
98	LAPTEV	Savelii	RUS	10034929579
108	WUTHRICH	Emanuel	SUI	10083201025
109	CHRISTEN	Jan	SUI	10046239476

17-22 August 2021

Communiqué n° 6

Junior Men
List of Participants

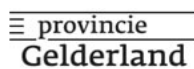
Bib	Name		Nation	UCI ID
110	CONSTANT	Matteo	SUI	10069918893
111	TAPPEINER	Pascal	SUI	10034792668
112	REY	Tim	SUI	10077025155
99	JURIK	Martin	SVK	10046074273
113	SULKOVSKYI	Ostap	UKR	10075819729
114	HORBOVYI	Sviatoslav	UKR	10081638315
115	KABASHNYI	Valentyn	UKR	10076203988
116	SHCHERBAN	Yurii	UKR	10090717111

Communiqué approved by the Secretary of the Commissaires Panel

Report printed: 18/08/2021 15:57

SPORTS TIMING SOFTWARE www.veloresults.com

TCM v4 Page 4/4



Junior Women
List of Participants

Bib	Name		Nation	UCI ID
1	MARTINI	Johanna	AUT	10035120751
2	GSCHWENTNER	Leila	AUT	10083975106
3	JOORIS	Febe	BEL	10065074553
4	WITTEVRONGEL	Lani	BEL	10065064954
5	VANHOVE	Marith	BEL	10065016454
6	KAROTKINA	Alina	BLR	10076721122
7	RUSAK	Katsiaryna	BLR	10085147085
8	JABORNIKOVA	Anna	CZE	10047309712
9	NEMCOVA	Barbora	CZE	10047309914
10	BARTOVA	Gabriela	CZE	10047282935
11	RUNTOVA	Hanka	CZE	10047448643
12	POULOVA	Michaela	CZE	10047310318
13	PETERKOVA	Sara katerina	CZE	10047405904
14	KRUM	Ida mechlenborg	DEN	10088227039
15	AUERBACH LIND	Laura	DEN	10036124295
16	HOLM	Mikka	DEN	10084417363
17	ANDERSON	Solbjork	DEN	10048803512
18	LUND	Victoria	DEN	10082275380
19	ALBERT BOSCH	Ainara	ESP	10042531551
20	MORENO OSSOWSKY	Ainhoa	ESP	10050053600
21	MORALES PEREZ	Almudena	ESP	10040986423
22	ORGAMBIDE SAGARDOY	Saioa	ESP	10043261778
23	ESCALERA	Isabella maria	ESP	10064556110
24	AINNILA	Wilma	FIN	10045825208
25	BOULAIS	Flavie	FRA	10067434582
26	PERKINS	Flora	GBR	10090489058
27	LISTER	Grace	GBR	10094659351
28	MOIR	Iona	GBR	10064562978
29	HOPKINS	Jade	GBR	10096738080
30	TAYLOR	Jodie	GBR	10083774537
31	LEECH	Madelaine	GBR	10082684804
32	COUZENS	Millie	GBR	10079786019
33	EDMUNDS	Rhian	GBR	10096737777
34	BACKSTEDT	Zoe	GBR	10054258447
35	SCHNEIDER	Clara	GER	10036382155
36	JAHIRIG	Fabienne	GER	10054101227

17-22 August 2021

Communiqué n° 7

Junior Women
List of Participants

Bib	Name		Nation	UCI ID
37	ARENDT	Franzi	GER	10055814083
38	SIMON	Jette	GER	10043802049
39	CZAPLA	Justyna	GER	10044369194
40	EBERLE	Lana	GER	10048395304
41	JAGER	Lara sophie	GER	10036443183
42	SIGMUND	Marla	GER	10050550522
43	MULLER	Stella	GER	10036441769
44	SARY	Boglarka	HUN	10023593010
45	MAY	Caoimhe	IRL	10017417544
46	CREIGHTON	Erin grace	IRL	10111403571
47	NEILL	Katie	IRL	10017446543
48	SIMMONS	Maia	IRL	10017277603
49	BASH DUBINSKI	Ori	ISR	10083678345
50	PACCALINI	Alessia	ITA	10028762605
51	CIPRESSI	Carlotta	ITA	10030579838
52	CONTARIN	Elena	ITA	10030614800
53	BOLOGNESI	Gaia	ITA	10031697358
54	BACCHETTINI	Rebecca	ITA	10031371703
55	FIORIN	Sara	ITA	10030545987
56	PEPOLI	Sara	ITA	10031647141
57	BORTOLOTTI	Silvia	ITA	10028853137
58	BASILICO	Valentina	ITA	10030702100
59	SIAUDKULYTE	Deimante	LTU	10093946908
60	CEPONYTE	Gabriele	LTU	10052432524
61	BASKEVICIUTE	Greta	LTU	10052433231
62	VEENHOVEN	Nienke	NED	10023315851
63	VAN DER MOLEN	Yuli	NED	10023395673
64	DLUGAS	Anna	POL	10053904395
65	WIKLINSKA	Iga	POL	10055517831
66	BLASZCZAK	Joanna	POL	10052493754
67	TRACKA	Maja	POL	10058975879
68	WEZYK	Natalia	POL	10053904294
69	WANKIEWICZ	Olga	POL	10059182209
70	PRUSINSKA	Sara	POL	10060995907
71	SZALINSKA	Tamara	POL	10053375040
72	MILDA	Wiktorja	POL	10055519447

Report printed: 18/08/2021 15:57

SPORTS TIMING SOFTWARE www.veloresults.com

TCM v4 Page 2/3

17-22 August 2021

Communiqué n° 7

Junior Women
List of Participants

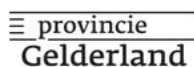
Bib	Name		Nation	UCI ID
73	ROXO	Beatriz	POR	10044298567
74	IVANCHENKO	Alena	RUS	10054263400
75	LYSENKO	Alina	RUS	10090187550
76	MOISEEVA	Alina	RUS	10072990864
77	BOGOMOLOVA	Elizaveta	RUS	10078794700
78	KRECHKINA	Elizaveta	RUS	10081174230
79	ABAI DULLINA	Inna	RUS	10036076809
80	VALGONEN	Valeria	RUS	10049916685
81	BLAGODAROVA	Varvara	RUS	10077949584
82	GAILLARD	Anaëlle	SUI	10034804388
83	LEU	Lorena	SUI	10034780039
84	LUKACOVA	Laura	SVK	10067834609
85	BILETSKA	Alla	UKR	10075826193
86	KOLYZHUK	Anna	UKR	10088798329
87	HOLOD	Yelyzaveta	UKR	10088793982

Communiqué approved by the Secretary of the Commissaires Panel

Report printed: 18/08/2021 15:57

SPORTS TIMING SOFTWARE www.veloresults.com

TCM v4 Page 3/3



17-22 August 2021

Communiqué n° 8

Men U23
List of Participants

Bib	Name		Nation	UCI ID
1	BUSCHEK	Paul	AUT	10049142204
2	KOVAR	Stefan	AUT	10048988620
3	WAFLER	Tim	AUT	10035022337
11	VAN MULDER	Brent	BEL	10016499478
12	VAN DEN BOSSCHE	Fabio	BEL	10016485839
13	POLLEFLIET	Gianluca	BEL	10064971994
14	VANDENBRANDEN	Noah	BEL	10064994125
15	DENS	Tuur	BEL	10016387021
4	HLOVA	Aliaksandr	BLR	10015977803
5	SHMANTSAR	Aliaksei	BLR	10054294116
6	KIRYIEVICH	Artur	BLR	10015978510
7	MARCHUK	Dzianis	BLR	10015979419
8	MAZUR	Dzianis	BLR	10056107915
9	PRYMAKOU	Kiryl	BLR	10063752727
10	PAPRUHA	Pavel	BLR	10064295826
16	BABOR	Daniel	CZE	10015327903
17	STASTNY	Jakub	CZE	10048100765
18	VONES	Jan	CZE	10047303244
19	NJOR	Marckus	DEN	10036121669
20	MALMBERG	Matias	DEN	10036503104
21	WINKLER	Oskar	DEN	10048891620
22	RONHEDE	Thorolf	DEN	10049194441
97	JIMENEZ ELIZONDO	Ekain	ESP	10041041993
98	BENNASSAR ROSSELLO	Francesc	ESP	10039864556
23	PETIT	Clement	FRA	10068352244
24	PARDON	Florian	FRA	10068351739
25	HAMON	Nicolas	FRA	10026519881
26	BERNERON	Paul	FRA	10026805124
27	DERACHE	Tom	FRA	10026071156
28	TABELLION	Valentin	FRA	10015907071
41	GEORGE	Alfred	GBR	10023895528
42	FIELDING	Alistair	GBR	10014936364
43	TURNBULL	Hamish	GBR	10015483305
44	NORRIS	Hayden	GBR	10083501624
45	BUNTING	James	GBR	10023923517
46	RUSHBY	Max	GBR	10023917958

Report printed: 18/08/2021 15:58

SPORTS TIMING SOFTWARE www.veloresults.com

TCM v4 Page 1/4

17-22 August 2021

Communiqué n° 8

Men U23
List of Participants

Bib	Name		Nation	UCI ID
47	NILSSON JULIEN	Oscar	GBR	10050527684
48	BRITTON	Rhys	GBR	10015483810
49	TIDBALL	William	GBR	10023824190
29	SITCHINAVA	Nika	GEO	10092260623
30	TANACHEV	Nikita	GEO	10104087549
31	HOHNE	Anton	GER	10050002066
32	GROB	Franz	GER	10045916649
33	JAGER	Julien	GER	10036435406
34	DRESCHER	Laurin	GER	10036324258
35	KRETSCHY	Moritz	GER	10036560088
36	HEINRICH	Nicolas	GER	10036275758
37	SCHIPPERT	Paul	GER	10096523064
38	SCHMIDT	Paul	GER	10048324774
39	TEUTENBERG	Tim torn	GER	10050865568
40	BUCK GRAMCKO	Tobias	GER	10036553624
50	LIVANOS	Konstantinos	GRE	10081023272
51	LOVASSY	Patrik romeo	HUN	10061956813
52	DONALD	Christopher	IRL	10052727766
53	KEOGH	Cian	IRL	10016735009
54	BARNES	Harvey	IRL	10015329216
55	YOGEV	Alon	ISR	10015327600
56	TENE	Rotem	ISR	10059718032
57	BOSCARO	Davide	ITA	10030125049
58	UMBRI	Gidas	ITA	10030129493
59	MORO	Manlio	ITA	10030333193
60	BIANCHI	Matteo	ITA	10028995102
61	PINAZZI	Mattia	ITA	10029209512
62	GALLI	Niccolo	ITA	10030382606
63	QUARANTA	Samuel	ITA	10030427870
64	NENCINI	Tommaso	ITA	10029822026
65	KOOL	Daan	NED	10023427908
66	ROMIJN	Lars	NED	10022807613
67	ZIJLAARD	Maikel	NED	10015508967
68	HEIJNEN	Philip	NED	10022783058
69	VAN LOON	Tijmen	NED	10023438921
70	HOPPEZAK	Vincent	NED	10015508866

Report printed: 18/08/2021 15:58

SPORTS TIMING SOFTWARE www.veloresults.com

TCM v4 Page 2/4

17-22 August 2021

Communiqué n° 8

Men U23
List of Participants

Bib	Name		Nation	UCI ID
71	WOZNIAK	Adam	POL	10054308866
72	ROCHNA	Daniel	POL	10015915559
73	MIGAS	Dawid	POL	10015848669
74	SOSZKA	Jakub	POL	10055218747
75	MAJEWSKI	Kacper	POL	10053953808
76	BURAWSKI	Konrad	POL	10059054287
77	TRZESOWSKI	Konrad	POL	10053909449
78	KOWAL	Lukasz	POL	10015916367
79	SZTRAUCH	Mateusz	POL	10054250060
80	FRATCZAK	Radoslaw	POL	10051904882
81	LEWANDOWSKI	Radoslaw	POL	10054667867
82	POTASZNIK	Szymon	POL	10054650790
83	NARCISO	Diogo	POR	10044645949
84	CAIXAS	Rodrigo	POR	10044372632
85	KOMKOV	Daniil	RUS	10034905836
86	BURLAKOV	Danila	RUS	10034956154
87	DENISOV	Denis	RUS	10036013858
88	IGOSHEV	Egor	RUS	10036092771
89	SHCHEGOLKOV	Ilia	RUS	10036019013
90	GLADYSHEV	Ivan	RUS	10036069533
91	NOVOLODSKII	Ivan	RUS	10036018811
92	IAKOVLEV	Mikhail	RUS	10034964036
93	ROSTOV	Pavel	RUS	10015267174
94	SHICHKIN	Vlas	RUS	10036018912
101	TENDON	Arnaud	SUI	10046240284
102	FORTIS	Damien	SUI	10034782261
103	WEISS	Dominik	SUI	10034778928
104	WEISS	Fabian	SUI	10034778019
105	SCHMID	Mauro	SUI	10010948351
106	DE LISI	Nicolo	SUI	10034795904
95	CHREN	Martin	SVK	10010948553
96	VANCO	Tobias	SVK	10046043254
99	ERIKSSON	Christoffer	SWE	10022615936
100	JOHANSSON	Gustav	SWE	10015848972
107	HANZIN	Andrii	UKR	10080214334
108	MOVCHAN	Andrii	UKR	10089593830

Report printed: 18/08/2021 15:58

SPORTS TIMING SOFTWARE www.veloresults.com

TCM v4 Page 3/4

17-22 August 2021

Communiqué n° 8

Men U23
List of Participants

Bib	Name		Nation	UCI ID
109	DANYLCHUK	Bohdan	UKR	10088729419
110	TSARENKO	Kyrylo	UKR	10089663548
111	DYDKO	Mykhaylo yaroslav	UKR	10088731237
112	YAKOVLEV	Mykyta	UKR	10089471366
113	SMETANIUK	Oleksandr	UKR	10090268180
114	DENYSENKO	Vladyslav	UKR	10088726789
115	KOZAKOV	Yaroslav	UKR	10015337401
116	NESTEROV	Dmitry	RUS	10015266972

Communiqué approved by the Secretary of the Commissaires Panel

Report printed: 18/08/2021 15:58

SPORTS TIMING SOFTWARE www.veloresults.com

TCM v4 Page 4/4

Women U23
List of Participants

Bib	Name		Nation	UCI ID
6	DE CLERCQ	Katrijn	BEL	10064418993
7	BOSSUYT	Shari	BEL	10015334872
1	SALAUYEVA	Aksana	BLR	10015326990
2	ABRAMENKA	Alina	BLR	10015978813
3	LEBEDZ	Dziyana	BLR	10055774374
4	VASILKOVA	Hanna	BLR	10054710711
5	KIPTSİKAVA	Nastassia	BLR	10015981944
8	BURLOVA	Kristyna	CZE	10047208365
9	SEVCIKOVA	Petra	CZE	10015336791
10	JABORNIKOVA	Veronika	CZE	10047201594
62	ANGUELA YAGUEZ	Eva	ESP	10041176379
63	RODRIGUEZ CORDERO	Laura	ESP	10011184484
64	BANLLES SANTAMARIA	Maria	ESP	10040761000
65	AMONDARAIN GAZTANAG	Naia	ESP	10042451628
11	MICHAUX	Julie	FRA	10081958819
12	NENADOVIC	Kristina	FRA	10068663957
13	KOUAME	Taky marie divine	FRA	10066161458
22	SMITH	Abi	GBR	10086136182
23	SHARPE	Amelia	GBR	10023827628
24	RIDGE DAVIS	Blaine	GBR	10011100420
25	BARNWELL	Ella	GBR	10023913110
26	KING	Eluned	GBR	10058506340
27	FINUCANE	Emma	GBR	10058497650
28	BELL	Lauren	GBR	10064452743
29	LEWIS	Sophie	GBR	10086136283
14	PROPSTER	Alessa catriona	GER	10036279596
15	SPERLICH	Christina	GER	10036438840
16	HEITZMANN	Dorothea	GER	10051796263
17	DOPJANS	Hanna	GER	10036352247
18	ALBERS	Katharina	GER	10051091803
19	HECHLER	Katharina	GER	10015335478
20	TEUTENBERG	Lea lin	GER	10016000536
21	REIBNER	Lena charlotte	GER	10036438537
30	HOMER	Gabriella	IRL	10023844503
31	GILLESPIE	Lara	IRL	10016636692
32	CONSONNI	Chiara	ITA	10015660026

17-22 August 2021

Communiqué n° 9

Women U23
List of Participants

Bib	Name		Nation	UCI ID
33	GASPARRINI	Eleonora camilla	ITA	10031546808
34	CAPOBIANCHI	Giada	ITA	10029804040
35	FIDANZA	Martina	ITA	10015662349
36	ZANARDI	Silvia	ITA	10030159607
37	VAN DER HULST	Amber	NED	10015509775
38	KALEE	Kimberly	NED	10064453955
39	UNEKEN	Lonneke	NED	10022750322
40	VAN DER DUIN	Maike	NED	10022697475
41	RAAIJMAKERS	Marit	NED	10015510078
42	DE ZOETE	Mylene	NED	10015509977
43	VAN DER PEET	Steffie	NED	10014699726
44	TVEIT	Nora	NOR	10019762116
45	KOWALSKA	Julia	POL	10053908237
46	SEREMAK	Nikola	POL	10016112084
47	SIBIAK	Nikola	POL	10016111983
48	WIELOWSKA	Nikola	POL	10053580659
49	MAJEWSKA	Oliwia	POL	10048445925
50	PETRI	Paulina	POL	10053771225
51	POLAK	Wiktoria	POL	10015339320
52	OLEJNICZAK	Zuzanna	POL	10053952289
53	MARTINS	Maria	POR	10015577574
54	MALKOVA	Daria	RUS	10015267578
55	ANDREEVA	Ksenia	RUS	10034991217
56	ROSTOVTSEVA	Maria	RUS	10014629604
57	VASHCHENKO	Polina	RUS	10014630109
58	GRISHINA	Serafima	RUS	10023525110
59	TYSHCHENKO	Yana	RUS	10034919778
66	BURI	Fabienne	SUI	10015529478
60	JENCUSOVA	Nora	SVK	10046095996
61	MACHALKOVA	Petra	SVK	10046055984
67	BOGDAN	Alina	UKR	10090290816
68	KULYNYCH	Olha	UKR	10015335983
69	SHEVCHENKO	Sofiia	UKR	10016108145
70	YAROSHENKO	Viktoriia	UKR	10075346853
71	LUKACHUK	Solomiia	UKR	10089222301

Report printed: 18/08/2021 15:58

SPORTS TIMING SOFTWARE www.veloresults.com

TCM v4 Page 2/3

Women U23
List of Participants

Communiqué approved by the Secretary of the Commissaires Panel

Competition Schedule

Day 1 – Tuesday, 17 August 2021

DAY 1 - Tuesday, 17th August

11.00 - 15.52	WJ	Team Sprint	Qualifying	15
	MJ	Team Sprint	Qualifying	11
	WU23	Individual Pursuit	Qualifying	50
	MU23	Individual Pursuit	Qualifying	66
	WJ	Team Pursuit	Qualifying	62
	MJ	Team Pursuit	Qualifying	88
				292

15:52 - 18:00 Pause

18.00 - 21.15	WJ	Team Sprint	First Round	14
	MJ	Team Sprint	First Round	11
	WJ	Scratch Race	Final	15
	WU23	Elimination Race	Final	18
	WJ	Scratch Race	Ceremony	8
	WU23	Elimination Race	Ceremony	8
	WU23	Individual Pursuit	Finals 3rd-4th and 1st-2nd	11
	MU23	Individual Pursuit	Finals 3rd-4th and 1st-2nd	13
	WU23	Individual Pursuit	Ceremony	8
	MU23	Individual Pursuit	Ceremony	8
	MJ	Scratch Race	Final	15
	MU23	Elimination Race	Final	18
	MJ	Scratch Race	Ceremony	8
	MU23	Elimination Race	Ceremony	8
	WJ	Team Sprint	Finals 3rd-4th and 1st-2nd	8
	MJ	Team Sprint	Finals 3rd-4th and 1st-2nd	8
	WJ	Team Sprint	Ceremony	8
	MJ	Team Sprint	Ceremony	8
				195

Competition Schedule

Day 2 – Wednesday, 18 August 2021

10.00 - 14.12	WU23	Team Sprint	Qualifying	8
	MU23	Team Sprint	Qualifying	11
	WJ	Sprint	Qualifying (16 qualif.)	23
	WJ	Team Pursuit	First Round	30
	MJ	Team Pursuit	First Round	28
	WJ	Sprint	1/8 finals	28
	WU23	Team Pursuit	Qualifying	53
	MU23	Team Pursuit	Qualifying	71
				252

14:12 - 16:00 Pause

16.00 - 21.20	WU23	Team Sprint	First Round	8
	MU23	Team Sprint	First Round	11
	MJ	1km TT	Final	66
	WJ	Sprint	1/4 finals 1st heat	14
	MJ	1km TT	Ceremony	8
	WJ	Team Pursuit	Finals 3rd-4th and 1st-2nd	15
	MJ	Team Pursuit	Finals 3rd-4th and 1st-2nd	14
	WJ	Sprint	1/4 finals 2nd heat	14
	WJ	Team Pursuit	Ceremony	10
	MJ	Team Pursuit	Ceremony	10
	WJ	Sprint	1/4 finals decider	4
	WU23	Scratch Race	Final 10km	18
	WJ	Elimination Race	Final	18
	WU23	Scratch Race	Ceremony	8
	WJ	Elimination Race	Ceremony	8
	MU23	Scratch Race	Final 15km	24
	MJ	Elimination Race	Final	18
	MU23	Scratch Race	Ceremony	8
	MJ	Elimination Race	Ceremony	8
	WU23	Team Sprint	Finals 3rd-4th and 1st-2nd	8
	MU23	Team Sprint	Finals 3rd-4th and 1st-2nd	8
	WU23	Team Sprint	Ceremony	10
	MU23	Team Sprint	Ceremony	10
				320

Competition Schedule

Day 3 – Thursday, 19 August 2021

DAY 3 - Thursday, 19th August

10.00 - 14.57	MJ	Sprint	Qualifying (16 qualif.)	26
	WU23	Sprint	Qualifying (16 qualif.)	22
	MJ	Individual Pursuit	Qualifying	78
	WJ	Individual Pursuit	Qualifying	57
	WU23	Team Pursuit	First Round	30
	MU23	Team Pursuit	First Round	28
	WU23	Sprint	1/8 finals	28
	MJ	Sprint	1/8 finals	28
				297

14:57 - 16:00 Pause

15:00-15:30	WU23	Madison Training		30
15:30-16:00	MU23	Madison Training		30

17.00 - 21.41	WJ	Sprint	Semi-final 1st heat	7
	WU23	Sprint	1/4 finals 1st heat	14
	MJ	Sprint	1/4 finals 1st heat	14
	WJ	Sprint	Semi-final 2nd heat	7
	WU23	Sprint	1/4 finals 2nd heat	14
	MJ	Sprint	1/4 finals 2nd heat	14
	WJ	Sprint	Semi-final decider	4
	WU23	Sprint	1/4 finals decider	4
	MJ	Sprint	1/4 finals decider	4
	MU23	1km TT	Final	80
	WJ	Individual Pursuit	Finals 3rd-4th and 1st-2nd	10
	MJ	Individual Pursuit	Finals 3rd-4th and 1st-2nd	11
	MU23	1Km TT	Ceremony	8
	WJ	Individual Pursuit	Ceremony	8
	MJ	Individual Pursuit	Ceremony	8



WJ	Sprint	Finals 1st heat	7
WU23	Team Pursuit	Finals 3rd-4th and 1st-2nd	14
MU23	Team Pursuit	Finals 3rd-4th and 1st-2nd	14
WJ	Sprint	Finals 2nd heat	7
WU23	Team Pursuit	Ceremony	10
MU23	Team Pursuit	Ceremony	10
WJ	Sprint	Finals decider	4
WJ	Sprint	Ceremony	8
			281

Competition Schedule

Day 4 – Friday, 20 August 2021

DAY 4 - Friday, 20th August

11.00-13.34	MU23	Sprint	Qualifying (16 qualif.)	34
	WJ	Omnium - race I	Scratch Race 5km	10
	MJ	Omnium - race I	Scratch Race 7.5km	15
	MU23	Sprint	1/8 finals	28
	WJ	Omnium - race II	Tempo Race 5km	10
	MU23	Sprint	1/4 finals 1st heat	14
	MJ	Omnium - race II	Tempo Race 7,5km	15
	MU23	Sprint	1/4 finals 2nd heat	14
	Pause			10
	MU23	Sprint	1/4 finals decider	4
				154

13:34 - 15:00 Pause

15.00 - 21.07	WJ	Omnium-race III	Elimination Race	18
	MJ	sprint	Semi-final 1st heat	7
	WU23	Sprint	Semi-final 1st heat	7
	MJ	Omnium-race III	Elimination Race	18
	WJ	500m Time Trial	Final	56
	MJ	sprint	Semi-final 2nd heat	7
	WU23	sprint	Semi-final 2nd heat	7
	WJ	500m Time Trial	Ceremony	8
	MJ	Sprint	Semi-final decider	4
	WU23	Sprint	Semi-final decider	4
	WU23	Points Race	Final 25km	40
	MJ	sprint	Finals 1st heat	7
	WU23	sprint	Finals 1st heat	7
	MU23	Points Race	Final 40km	52
	MJ	sprint	Finals 2nd heat	7
	WU23	sprint	Finals 2nd heat	7
	WU23	Points Race	Ceremony	8
	MU23	Points Race	Ceremony	8



MJ	Sprint	Finals decider	4
WU23	Sprint	Finals decider	4
MJ	Sprint	Ceremony	8
WU23	Sprint	Ceremony	8
WJ	Omnium-race IV	Points Race 15km	25
MJ	Omnium-race IV	Points Race 20km	30
WJ	Omnium	Ceremony	8
MJ	Omnium	Ceremony	8
			367



2021 UEC TRACK JUNIORS & U23 EUROPEAN CHAMPIONSHIPS

APELDOORN | THE NETHERLANDS
17 - 22 AUGUST 2021



Competition Schedule Day 5 – Saturday, 21 August 2021

DAY 5 - Saturday, 21st August

11.00 - 13.22	WU23	Omnium - Race I	Scratch Race 7.5km	15
	MU23	Omnium - Race I	Scratch Race 10km	15
	WJ	Keirin	1st round	10
	MJ	Keirin	1st round	15
	WU23	Omnium - Race II	Tempo Race 7,5km	15
	MU23	Omnium - Race II	Tempo Race 10km	15
	MJ	Keirin	1st round repechages	9
	WU23	500m TT	Final	40
	WU23	500m TT	Ceremony	8
				142

13:30 - 14:00	WJ	Madison Training	Mandatory for Junior Women	30
14:00 - 14:30	MJ	Madison Training	Mandatory for Junior Men	30

16.00 - 20.45	WU23	Omnium - Race III	Elimination Race	18
	MU23	Sprint	Semi-final 1st heat	7
	MU23	Omnium - Race III	Elimination Race	18
	MU23	Sprint	Semi-final 2nd heat	7
	MJ	Keirin	Semi-finals	9
	MU23	Sprint	Semi-final decider	4
	WJ	Points Race	Final 20km	30
	MU23	Sprint	Finals 1st heat	7
	MJ	Points Race	Final 25km	35
	MU23	Sprint	Finals 2nd heat	7
	WJ	Points Race	Ceremony	8
	MJ	Points Race	Ceremony	8
	MU23	Sprint	Finals decider	4
	WJ	Keirin	Finals 7-12 and 1-6	9
	MJ	Keirin	Finals 7-12 and 1-6	9
	MU23	Sprint	Ceremony	8
	WJ	Keirin	Ceremony	8
	MJ	Keirin	Ceremony	8
	WU23	Omnium Race IV	Points Race 20km	30
	MU23	Omnium Race IV	Points Race 25km	35
WU23	Omnium	Ceremony	8	
MU23	Omnium	Ceremony	8	
			285	

Competition Schedule

Day 6 – Sunday, 22 August 2021

DAY 6 - Sunday, 22nd August

10.00 - 11.42	WU23	Keirin	1st round	14
	MU23	Keirin	1st round	18
	WJ	Madison	Final 20km	35
	WU23	Keirin	1st round repechages	9
	MU23	Keirin	1st round repechages	18
	WJ	Madison	Ceremony	8
				102
<i>11:42 - 13:30 Pause</i>				
13.30 - 17.00	WU23	Keirin	Semi-finals	9
	MU23	Keirin	Semi-finals	9
	MJ	Madison	Final 30km	42
	WU23	Keirin	Finals 7-12 and 1-6	9
	MU23	Keirin	Finals 7-12 and 1-6	9
	MJ	Madison	Ceremony	8
	WU23	Keirin	Ceremony	8
	MU23	Keirin	Ceremony	8
	WU23	Madison	Final 25km	42
	MU23	Madison	Final 40km	50
	WU23	Madison	Ceremony	8
MU23	Madison	Ceremony	8	
			210	



DAY 1
Tuesday, 17 August

DECISIONS

MEN JUNIOR SCRATCH

DISQUALIFICATION for rider #3 VIRABYAN, Vahe (ARM) UCI ID 10116941362 for ignoring commissaires' instructions to leave the track during the race.

MEN U23 ELIMINATION

WARNING for rider #67 ZIJLARD, Maikel (NED) UCI ID 10015508967 for dangerous riding during the race.

RELEGATION (AFTER WARNING) for rider #87 DENISOV, Denis (RUS) UCI ID 10036013858 for assault, intimidation, insults, threats, improper conduct between riders, and FINE (CHF 100) - art. 3.10.008.8.1

RELEGATION for rider #30 TANACHEV, Nikita (GEO) UCI ID 10104087549 for riding in the blue band and for dangerous riding during the race.

RELEGATION for rider #52 DONALD, Christopher (IRL) UCI ID 10052727766 for riding in the blue band.

RELEGATION for rider #3 WAFLER, Tim (AUT) UCI ID 10035022337 for riding in the blue band.



DAY 2
Wednesday, 18 August

DECISIONS

MEN JUNIOR 1Km TIME TRIAL

FINE (CHF 100) for rider #25 SAVUKOSKI, Severi (FIN) UCI ID 10094826473 for delaying the start - art. 3.10.008.7.5

WOMEN JUNIOR ELIMINATION

WARNING for rider #55 FIORIN, Sara (ITA) UCI ID 10030545987 for dangerous riding during the race.

WARNING for rider #26 PERKINS, Flora (GBR) UCI ID 10090489058 for riding on the blue band.

MEN U23 SCRATCH

DISQUALIFICATION AND FINE (CHF 100) for rider#87 DENISOV, Denis (RUS) UCI ID 10036013858 for riding in the blue band and for dangerous riding during the race - art. 3.10.005.2



DAY 3
Thursday, 19 August

DECISIONS

Nothing to report.



DAY 4
Friday, 20 August

DECISIONS

WOMEN JUNIOR OMNIUM

SCRATCH RACE

RELEGATION for rider #6 KAROTKINA, Alina (BLR) UCI ID 10076721122 for not holding her line during the final sprint.

ELIMINATION

RELEGATION for rider #25 BOULAIS, Flavie (FRA) UCI ID 10067434582 for entering the **sprinter's** lane when the opponent was already there.

RELEGATION for rider #17 ANDERSON, Solbjørk (DEN) UCI ID 10048803512 for entering the **sprinter's** lane when the opponent was already there.

RELEGATION for rider # 9 NEMCOVA, Barbora (CZE) UCI ID 10047309914 for entering the **sprinter's** lane when the opponent was already there.

MEN JUNIOR OMNIUM

SCRATCH RACE

RELEGATION for rider #105 TERRASA GUAL, Marc (ESP) UCI ID 10040407958 for moving outward with the intention of forcing the opponent to go up.

ELIMINATION

RELEGATION for rider # 16 KADLEC, Milan (CZE) UCI ID 10047431263 for entering the **sprinter's** lane when the opponent was already there.

MEN U23 SPRINT

¼ FINALS – HEAT 2 – RACE 1

RELEGATION for rider #27 DERACHE, Tom (FRA) UCI ID 10026071156 for entering the **sprinter's** lane when the opponent was already there.

¼ FINALS – HEAT 4 – RACE 2

RELEGATION for rider #86 BURLAKOV, Danila (RUS) UCI ID 10034956154 for moving outward with the intention of forcing the opponent to go up.

MEN JUNIOR SPRINT

FINAL FOR BRONZE – RACE 3

RELEGATION for rider #12 MALASEK, Jakub (CZE) UCI ID 10119752140 for not having held his line during the last 200 meters of the race.

DAY 5
Saturday, 21 August

DECISIONS

MEN JUNIOR KEIRIN
FIRST ROUND – HEAT 2

WARNING for rider #39 BRIESE, Max-David (GER) UCI ID 10036237059 for not having held his line during the last 200 meters of the race.

MEN U23 OMNIUM
POINTS RACE

RELEGATION for rider #20 MALMBERG, Matias (DEN) UCI ID 10036503104 for dangerous riding during the race (8th sprint).

WOMEN U23 OMNIUM
ELIMINATION

RELEGATION for rider #7 BOSSUYT, Shari (BEL) UCI ID 10015334872 for entering the sprinter's lane when the opponent was already there.

MEN U23 SPRINT
FINAL FOR BRONZE – HEAT 1

RELEGATION for rider #86 BURLAKOV, Danila (RUS) UCI ID 10034956154 for entering the sprinter's lane when the opponent was already there.



17-22 August 2021

Communiqué no. 21

DAY 5
Sunday, 22 August

DECISIONS

MEN U23 KEIRIN

FIRST ROUND – HEAT 3

WARNING for rider #92 IAKOVLEV, Mikhail (RUS) UCI ID 10034964036 for dangerous riding during the race.

SEMI FINALS – HEAT 1

WARNING for rider #17 STASTNY, Jakub (CZE) UCI ID 10048100765 for entering the sprinter's lane when the opponent was already there.

SEMI FINALS – HEAT 2

WARNING for rider #93 ROSTOV, Pavel (RUS) UCI ID 10015267174 for dangerous riding during the race.

WOMEN JUNIOR MADISON

WARNING - Team DENMARK for dangerous riding during the race.

MEN JUNIOR MADISON

WARNING - Team FRANCE for dangerous riding during the race.



MEDAL STANDINGS / CLASSEMENT DES MÉDAILLES

AS OF 22 AUGUST

FINAL
(44 EVENTS)

Rank	Country	Men				Women				Total			
		G	S	B	Tot.	G	S	B	Tot.	G	S	B	Tot.
1	RUSSIA	6	3	4	13	10	5	1	16	16	8	5	29
2	GREAT BRITAIN	6	3	4	13	4	6	4	14	10	9	8	27
3	ITALY	1	2	3	6	6	1	1	8	7	3	4	14
4	NETHERLANDS	2		1	3	1	3	3	7	3	3	4	10
5	GERMANY	2	7	3	12		1	8	9	2	8	11	21
6	PORTUGAL	1	1		2	1	2		3	2	3	0	5
7	CZECH REPUBLIC	2		3	5				0	2	0	3	5
8	DENMARK	2			2				0	2	0	0	2
9	BELGIUM		2		2		2	1	3	0	4	1	5
10	FRANCE		3	2	5				0	0	3	2	5
11	POLAND		1	2	3			3	3	0	1	5	6
12	UKRAINE				0		1	1	2	0	1	1	2
13	IRELAND				0		1		1	0	1	0	1
	Total									44	44	44	132

17-22 August 2021

Communiqué n° 24

Women Junior Team Sprint
Qualifying / Qualifications
Start List / Liste de départ

Race distance: 3 laps

Heat	Team	
1	LITHUANIA	LTU
	59 SIAUDKULYTE Deimante	
	60 CEPONYTE Gabriele	
	61 BASKEVICIUTE Greta	
2	POLAND	POL
	66 BLASZCZAK Joanna	
	68 WEZYK Natalia	
	70 PRUSINSKA Sara	
	CZECH REPUBLIC	CZE
	12 POULOVA Michaela	
	13 PETERKOVA Sara katerina	
	8 JABORNIKOVA Anna	
3	ITALY	ITA
	50 PACCALINI Alessia	
	53 BOLOGNESI Gaia	
	55 FIORIN Sara	
	GREAT BRITAIN	GBR
	29 HOPKINS Jade	
	28 MOIR Iona	
	33 EDMUNDS Rhian	
4	RUSSIAN FEDERATION	RUS
	77 BOGOMOLOVA Elizaveta	
	78 KRECHKINA Elizaveta	
	81 BLAGODAROVA Varvara	
	GERMANY	GER
	41 JAGER Lara sophie	
	35 SCHNEIDER Clara	
	43 MULLER Stella	

Qualification rule: All teams proceed to 1st Round. In the 1st Round teams will be matched as follows:
The 7th fastest team alone.

The 1st fastest team against the 6th fastest team. The 2nd fastest team against the 5th fastest team. The 3rd fastest team against the 4th fastest team. The best two times among the winner of each heat will race for Gold and the best two times of the remaining including place 7 of the qualification teams will race for Bronze.

Communiqué approved by the Secretary of the Commissaires Panel

Report printed: 16/08/2021 20:35

SPORTS TIMING SOFTWARE www.veloresults.com

TCM v4 Page 1/1

Women Junior Team Sprint
Qualifying / Qualifications
Results / Résultats

Race distance: 3 laps

Rank	Team	1 Lap	2 Lap	Time	Speed
1	GREAT BRITAIN	20.095(3)	34.802(2)	49.333	54.730 km/h
	29 HOPKINS Jade		14.706(1)	14.530(1)	
	28 MOIR Iona				
	33 EDMUNDS Rhian				
2	RUSSIAN FEDERATION	19.599(1)	34.623(1)	50.389	53.583 km/h
	77 BOGOMOLOVA Elizaveta		15.023(3)	15.765(6)	
	78 KRECHKINA Elizaveta				
	81 BLAGODAROVA Varvara				
3	GERMANY	20.282(4)	35.000(3)	50.589	53.371 km/h
	41 JAGER Lara sophie		14.717(2)	15.589(3)	
	35 SCHNEIDER Clara				
	43 MULLER Stella				
4	ITALY	19.934(2)	35.461(4)	51.111	52.826 km/h
	50 PACCALINI Alessia		15.526(6)	15.650(5)	
	53 BOLOGNESI Gaia				
	55 FIORIN Sara				
5	CZECH REPUBLIC	20.797(5)	36.133(5)	51.736	52.188 km/h
	12 POULOVA Michaela		15.335(4)	15.602(4)	
	13 PETERKOVA Sara katerina				
	8 JABORNIKOVA Anna				
6	POLAND	21.505(6)	36.960(6)	52.349	51.576 km/h
	66 BLASZCZAK Joanna		15.455(5)	15.388(2)	
	68 WEZYK Natalia				
	70 PRUSINSKA Sara				
7	LITHUANIA	21.569(7)	38.763(7)	56.383	47.886 km/h
	59 SIAUDKULYTE Deimante		17.193(7)	17.620(7)	
	60 CEPONYTE Gabriele				
	61 BASKEVICIUTE Greta				

Qualification rule: All teams proceed to 1st Round. In the 1st Round teams will be matched as follows:
The 7th fastest team alone.
The 1st fastest team against the 6th fastest team. The 2nd fastest team against the 5th fastest team. The 3rd fastest team against the 4th fastest team. The best two times among the winner of each heat will race for Gold and the best two times of the remaining including place 7 of the qualification teams will race for Bronze.

Communiqué approved by the Secretary of the Commissaires Panel

17-22 August 2021

Communiqué n° 26A

Women Junior Team Sprint
First Round/ Premier Tour
Start List / Liste de départ

Race distance: 3 laps
World record: .000

Team

Heat 1 LITHUANIA

59 SIAUDKULYTE Deimante
60 CEPONYTE Gabriele
61 BASKEVICIUTE Greta

Heat 2 GREAT BRITAIN

29 HOPKINS Jade
28 MOIR Iona
33 EDMUNDS Rhian

POLAND

66 BLASZCZAK Joanna
68 WEZYK Natalia
70 PRUSINSKA Sara

Heat 3 RUSSIAN FEDERATION

77 BOGOMOLOVA Elizaveta
78 KRECHKINA Elizaveta
75 LYSENKO Alina

CZECH REPUBLIC

12 POULOVA Michaela
13 PETERKOVA Sara katerina
8 JABORNIKOVA Anna

Heat 4 GERMANY

41 JAGER Lara sophie
35 SCHNEIDER Clara
43 MULLER Stella

ITALY

50 PACCALINI Alessia
53 BOLOGNESI Gaia
55 FIORIN Sara

Qualification rule:

The best two times among the winner of each heat will race for Gold and the best two times of the remaining including place 7 of the qualification teams will race for Bronze.

Communiqué approved by the President of the Commissaires Panel _____

17-22 August 2021

Communiqué n° 27

Women Junior Team Sprint
First Round/ Premier Tour
Results / Résultats

Race distance: 3 laps

Heat 1	Team	1 Lap	2 Lap	Time	Diff
1	LITHUANIA			56.604	
	59 SIAUDKULYTE Deimante				
	60 CEPONYTE Gabriele				
	61 BASKEVICIUTE Greta				

2

Heat 2	Team	1 Lap	2 Lap	Time	Diff
1	GREAT BRITAIN			49.503	
	29 HOPKINS Jade				
	28 MOIR Iona				
	33 EDMUNDS Rhian				
2	POLAND			52.584	
	66 BLASZCZAK Joanna				
	68 WEZYK Natalia				
	70 PRUSINSKA Sara				

Heat 3	Team	1 Lap	2 Lap	Time	Diff
1	RUSSIAN FEDERATION			49.290	
	77 BOGOMOLOVA Elizaveta				
	78 KRECHKINA Elizaveta				
	75 LYSENKO Alina				
2	CZECH REPUBLIC			52.340	
	POULOVA Michaela				
	PETERKOVA Sara katerina				
	JABORNIKOVA Anna				

Heat 4	Team	1 Lap	2 Lap	Time	Diff
1	GERMANY			50.593	
	41 JAGER Lara sophie				
	35 SCHNEIDER Clara				
	43 MULLER Stella				
2	ITALY			50.964	
	50 PACCALINI Alessia				
	53 BOLOGNESI Gaia				
	55 FIORIN Sara				

Qualification rule:

The best two times among the winner of each heat will race for Gold and the best two times of the remaining including place 7 of the qualification teams will race for Bronze.

Communiqué approved by the President of the Commissaires Panel

Report printed: 17/08/2021 18:41

Women Junior Team Sprint
First Round/ Premier Tour
Results / Résultats

Race distance: 3 laps

17-22 August 2021

Communiqué n° 28

Women Junior Team Sprint
Finals/ Finales
Start List / Liste de départ

Race distance: 3 laps

Heat for Bronze	7	GERMANY	GER
		41 JAGER Lara sophie	
		35 SCHNEIDER Clara	
		43 MULLER Stella	
	4	ITALY	ITA
		50 PACCALINI Alessia	
		53 BOLOGNESI Gaia	
		55 FIORIN Sara	

Heat for Gold	6	RUSSIAN FEDERATION	RUS
		77 BOGOMOLOVA Elizaveta	
		78 KRECHKINA Elizaveta	
		75 LYSENKO Alina	
	5	GREAT BRITAIN	GBR
		29 HOPKINS Jade	
		28 MOIR Iona	
		33 EDMUNDS Rhian	

Communiqué approved by the President of the Commissaires Panel _____

Women Junior Team Sprint
Results and Final Classification / Résultats et classement final
Results / Résultats

Race distance: 3 laps

Medal	Rank	Team	Lap 1	Lap 2	Time
Gold	1	RUSSIAN FEDERATION	12.505(1)	34.645(1) 22.139(2)	49.517 14.872(1)
		77 BOGOMOLOVA Elizaveta			
		78 KRECHKINA Elizaveta			
		75 LYSENKO Alina			
Silver	2	GREAT BRITAIN	20.037(2)	34.820(2) 14.782(1)	49.708 14.888(2)
		29 HOPKINS Jade			
		28 MOIR Iona			
		33 EDMUNDS Rhian			
Bronze	3	GERMANY	20.448(2)	35.348(1) 14.899(1)	51.235 15.887(2)
		41 JAGER Lara sophie			
		35 SCHNEIDER Clara			
		43 MULLER Stella			
	4	ITALY	13.059(1)	35.813(2) 22.753(2)	51.531 15.718(1)
		50 PACCALINI Alessia			
		53 BOLOGNESI Gaia			
		55 FIORIN Sara			
	5	CZECH REPUBLIC			
		12 POULOVA Michaela			
		13 PETERKOVA Sara katerina			
		8 JABORNIKOVA Anna			
	6	POLAND			
		66 BLASZCZAK Joanna			
		68 WEZYK Natalia			
		70 PRUSINSKA Sara			
	7	LITHUANIA			
		59 SIAUDKULYTE Deimante			
		60 CEPONYTE Gabriele			
		61 BASKEVICIUTE Greta			

17-22 August 2021

Communiqué n° 30A

Men Junior Team Sprint
First Round/ Premier Tour
Start List / Liste de départ

World Record: 44"209 RUSSIA (KOMKOV DANIIL, NESTEROV DMITRY, ROSTOV PAVEL) 23.08.2017 MONTICHIARI (ITA)

Race distance: 3 laps

World record: .000

Team

Heat 1

Heat 2

Heat 3

Heat 4

Qualification rule: All teams proceed to 1st Round. In the 1st Round teams will be matched as follows:
The 1st fastest team against the 6th fastest team. The 2nd fastest team against the 5th fastest team. The 3rd fastest team against the 4th fastest team. The best two times among the winners of each heat will race for Gold and the best two times of the remaining teams will race for Bronze.

Communiqué approved by the President of the Commissaires Panel _____

Men Junior Team Sprint Qualifying / Qualifications

Results / Résultats

World Record: 44"209 RUSSIA (KOMKOV DANIIL, NESTEROV DMITRY, ROSTOV PAVEL) 23.08.2017 MONTICHIARI (ITA)

Race distance: 3 laps

Rank	Team	1 Lap	2 Lap	Time	Speed
1	GREAT BRITAIN	17.717(1)	30.932(2)	44.607	60.528 km/h
	43 LOWE Ed		13.214(3)	13.674(2)	
	48 HILEY Marcus				
	44 LEDINGHAM HORN Harry				
2	GERMANY	17.810(2)	27.489(1)	44.941	60.078 km/h
	36 SPIEGEL Luca		9.679(1)	17.451(6)	
	42 WEINRICH Willy leonhard				
	41 GROB Paul				
3	RUSSIAN FEDERATION	18.849(4)	31.980(3)	45.794	58.959 km/h
	94 SKORNIAKOV Grigorii		13.131(2)	13.813(3)	
	97 KALACHNIK Nikita				
	92 SHEKELASHVILI David				
4	POLAND	18.837(3)	32.499(4)	46.373	58.223 km/h
	79 DABROWSKI Gracjan		13.661(5)	13.874(4)	
	83 MARCINIAK Marcin				
	88 GRZESIAK Tomasz				
5	CZECH REPUBLIC	18.857(5)	32.585(5)	46.552	57.999 km/h
	13 VAJBAR Jakub		13.728(6)	13.966(5)	
	12 MALASEK Jakub				
	14 HYTYCH Matej				
6	ITALY	20.170(6)	33.613(6)	47.171	57.238 km/h
	63 SALA Alessandro		13.443(4)	13.557(1)	
	66 NAPOLITANO Daniele				
	71 PREDOMO Mattia				

Qualification rule: All teams proceed to 1st Round. In the 1st Round teams will be matched as follows: The 1st fastest team against the 6th fastest team. The 2nd fastest team against the 5th fastest team. The 3rd fastest team against the 4th fastest team. The best two times among the winner of each heat will race for Gold and the best two times of the remaining teams will race for Bronze.

Communiqué approved by the Secretary of the Commissaires Panel

17-22 August 2021

Communiqué n° 32A

Men Junior Team Sprint
First Round/ Premier Tour
Start List / Liste de départ

World Record: 44"209 RUSSIA (KOMKOV DANIIL, NESTEROV DMITRY, ROSTOV PAVEL) 23.08.2017 MONTICHIARI (ITA)

Race distance: 3 laps

World record: .000

Team

Heat 1 GREAT BRITAIN

43 LOWE Ed
48 HILEY Marcus
44 LEDINGHAM HORN Harry

ITALY

63 SALA Alessandro
66 NAPOLITANO Daniele
71 PREDOMO Mattia

Heat 2 GERMANY

36 SPIEGEL Luca
42 WEINRICH Willy leonhard
39 BRIESE Max david

CZECH REPUBLIC

13 VAJBAR Jakub
12 MALASEK Jakub
14 HYTYCH Matej

Heat 3 RUSSIAN FEDERATION

94 SKORNIAKOV Grigorii
97 KALACHNIK Nikita
92 SHEKELASHVILI David

POLAND

79 DABROWSKI Gracjan
83 MARCINIAK Marcin
87 LASKOWSKI Radoslaw

Heat 4

Qualification rule: The best two times among the winner of each heat will race for Gold and the best two times of the remaining teams will race for Bronze.

Communiqué approved by the President of the Commissaires Panel _____

**Men Junior Team Sprint
First Round/ Premier Tour**

Results / Résultats

World Record: 44"209 RUSSIA (KOMKOV DANIIL, NESTEROV DMITRY, ROSTOV PAVEL) 23.08.2017 MONTICHIARI (ITA)

Race distance: 3 laps

Heat 1	Team	1 Lap	2 Lap	Time	Diff
1	GREAT BRITAIN	17.575(1)	30.820(1)	44.589	
	43 LOWE Ed		13.245(1)	13.768(2)	
	48 HILEY Marcus				
	44 LEDINGHAM HORN Harry				
2	ITALY	19.799(2)	33.314(2)	46.959	
	63 SALA Alessandro		13.515(2)	13.644(1)	
	66 NAPOLITANO Daniele				
	71 PREDOMO Mattia				

Heat 2	Team	1 Lap	2 Lap	Time	Diff
1	GERMANY	17.847(1)	31.101(1)	45.222	
	36 SPIEGEL Luca		13.253(1)	14.121(1)	
	42 WEINRICH Willy leonhard				
	39 BRIESE Max david				
2	CZECH REPUBLIC	19.038(2)	32.751(2)	46.893	
	13 VAJBAR Jakub		13.712(2)	14.142(2)	
	12 MALASEK Jakub				
	14 HYTYCH Matej				

Heat 3	Team	1 Lap	2 Lap	Time	Diff
1	RUSSIAN FEDERATION	18.783(1)	32.011(1)	45.588	
	94 SKORNIKOV Grigorii		13.227(1)	13.577(1)	
	97 KALACHNIK Nikita				
	92 SHEKELASHVILI David				
2	POLAND	18.845(2)	32.436(2)	46.643	
	79 DABROWSKI Gracjan		13.591(2)	14.207(2)	
	83 MARCINIAK Marcin				
	87 LASKOWSKI Radoslaw				

Qualification rule: The best two times among the winner of each heat will race for Gold and the best two times of the remaining teams will race for Bronze.

Communiqué approved by the President of the Commissaires Panel

17-22 August 2021

Communiqué n° 34B

Men Junior Team Sprint
Finals/ Finales
Start List / Liste de départ

World Record: 44"209 RUSSIA (KOMKOV DANIIL, NESTEROV DMITRY, ROSTOV PAVEL) 23.08.2017 MONTICHIARI (ITA)

Race distance: 3 laps

World record: .000

Heat for Bronze	5	RUSSIAN FEDERATION	RUS
		94 SKORNIAKOV Grigorii	
		97 KALACHNIK Nikita	
		92 SHEKELASHVILI David	
	2	POLAND	POL
		79 DABROWSKI Gracjan	
		83 MARCINIAK Marcin	
		88 GRZESIAK Tomasz	

Heat for Gold	6	GREAT BRITAIN	GBR
		43 LOWE Ed	
		48 HILEY Marcus	
		44 LEDINGHAM HORN Harry	
	1	GERMANY	GER
		36 SPIEGEL Luca	
		42 WEINRICH Willy leonhard	
		41 GROB Paul	

Communiqué approved by the President of the Commissaires Panel _____

Men Junior Team Sprint
Results and Final Classification / Résultats et classement final

Results / Résultats

World Record: 44"209 RUSSIA (KOMKOV DANIIL, NESTEROV DMITRY, ROSTOV PAVEL) 23.08.2017 MONTICHIARI (ITA)

Race distance: 3 laps

Medal	Rank	Team	Lap 1	Lap 2	Time
Gold	1	GREAT BRITAIN			44.737
		43 LOWE Ed			
		48 HILEY Marcus			
		44 LEDINGHAM HORN Harry			
Silver	2	GERMANY			45.382
		36 SPIEGEL Luca			
		42 WEINRICH Willy leonhard			
		41 GROB Paul			
Bronze	3	RUSSIAN FEDERATION			45.497
		94 SKORNIKOV Grigorii			
		97 KALACHNIK Nikita			
		92 SHEKELASHVILI David			
	4	POLAND			46.653
		79 DABROWSKI Gracjan			
		83 MARCINIAK Marcin			
		88 GRZESIAK Tomasz			
	5	CZECH REPUBLIC			
		13 VAJBAR Jakub			
		12 MALASEK Jakub			
		14 HYTYCH Matej			
	6	ITALY			
		63 SALA Alessandro			
		66 NAPOLITANO Daniele			
		71 PREDOMO Mattia			

Communiqué approved by the Secretary of the Commissaires Panel

Women U23 Individual Pursuit

Qualifying / Qualifications

Start List / Liste de départ

World Record: 3'16"937 CHLOE DYGERT (USA) 29.02.2020 BERLIN (GER)

Race distance:3000m

Heat	Bib	Name	Team
1	30	HOMER Gabriella	IRELAND
2	54	MALKOVA Daria	RUSSIAN FEDERATION
	52	OLEJNICZAK Zuzanna	POLAND
3	19	HECHLER Katharina	GERMANY
	22	SMITH Abi	GREAT BRITAIN
4	21	REIBNER Lena charlotte	GERMANY
	6	DE CLERCQ Katrijn	BELGIUM
5	39	UNEKEN Lonneke	NETHERLANDS
	64	BANLLES SANTAMARIA Maria	SPAIN
6	5	KIPTSIKAVA Nastassia	BELARUS
	65	AMONDARAIN GAZTANAGA Naia	SPAIN
7	36	ZANARDI Silvia	ITALY
	45	KOWALSKA Julia	POLAND
8	66	BURI Fabienne	SWITZERLAND
	2	ABRAMENKA Alina	BELARUS
9	70	YAROSHENKO Viktoriia	UKRAINE
	31	GILLESPIE Lara	IRELAND

Qualification rule: Fastest 2 riders race Final for Gold, 3rd and 4th riders Final for Bronze

Communiqué approved by the Secretary of the Commissaires Panel _____

17-22 August 2021

Communiqué n° 37

Women U23 Individual Pursuit

Qualifying / Qualifications

World Record: 3'16"937 CHLOE DYGERT (USA) 29.02.2020 BERLIN (GER)

Race distance:3000m

Rank	Bib	Name	Team	1000m	2000m	Time	Speed
1	31	GILLESPIE Lara	IRELAND	1:13.137(1)	2:23.368(1) 1:10.231(1)	3:34.236 1:10.868(3)	50.411 km/h
2	36	ZANARDI Silvia	ITALY	1:16.884(14)	2:27.319(5) 1:10.434(2)	3:36.910 1:09.591(2)	49.790 km/h
3	22	SMITH Abi	GREAT BRITAIN	1:13.284(2)	2:24.291(2) 1:11.007(3)	3:37.603 1:13.312(5)	49.631 km/h
4	5	KIPTSİKAVA Nastassia	BELARUS	1:14.233(5)	2:30.334(10) 1:16.101(17)	3:37.621 1:07.286(1)	49.627 km/h
5	66	BURI Fabienne	SWITZERLAND	1:14.999(7)	2:26.926(4) 1:11.927(5)	3:38.318 1:11.391(4)	49.469 km/h
6	39	UNEKEN Lonneke	NETHERLANDS	1:14.169(4)	2:25.459(3) 1:11.289(4)	3:39.103 1:13.644(7)	49.291 km/h
7	30	HOMER Gabriella	IRELAND	1:16.138(11)	2:28.836(7) 1:12.698(6)	3:43.210 1:14.373(9)	48.384 km/h
8	19	HECHLER Katharina	GERMANY	1:17.444(16)	2:30.743(14) 1:13.298(8)	3:44.268 1:13.525(6)	48.156 km/h
9	70	YAROSHENKO Viktoriia	UKRAINE	1:15.792(8)	2:30.705(13) 1:14.912(14)	3:45.081 1:14.376(10)	47.982 km/h
10	21	REIBNER Lena charlotte	GERMANY	1:13.948(3)	2:27.692(6) 1:13.743(10)	3:45.081 1:17.389(15)	47.982 km/h
11	6	DE CLERCQ Katrijn	BELGIUM	1:17.371(15)	2:31.422(16) 1:14.051(11)	3:45.199 1:13.776(8)	47.957 km/h
12	45	KOWALSKA Julia	POLAND	1:16.774(13)	2:30.446(11) 1:13.672(9)	3:46.346 1:15.899(11)	47.714 km/h
13	2	ABRAMENKA Alina	BELARUS	1:16.544(12)	2:29.513(9) 1:12.969(7)	3:46.647 1:17.133(14)	47.651 km/h
14	54	MALKOVA Daria	RUSSIAN FEDERA	1:16.091(10)	2:30.576(12) 1:14.485(12)	3:47.531 1:16.955(13)	47.466 km/h
15	64	BANLLES SANTAMARIA Maria	SPAIN	1:15.866(9)	2:30.898(15) 1:15.032(15)	3:47.589 1:16.690(12)	47.453 km/h
16	52	OLEJNICZAK Zuzanna	POLAND	1:14.326(6)	2:29.235(8) 1:14.909(13)	3:47.620 1:18.385(17)	47.447 km/h
17	65	AMONDARAIN GAZTANAGA Naia	SPAIN	1:18.543(17)	2:34.200(17) 1:15.657(16)	3:51.885 1:17.684(16)	46.574 km/h

Notes: Qualification rule: Fastest 2 riders race Final for Gold, 3rd and 4th riders Final for Bronze

Communiqué approved by the Secretary of the Commissaires Panel _____

17-22 August 2021

Communiqué n° 38

Women U23 Individual Pursuit
Finals/ Finales

Start List / Liste de départ

World Record: 3'16"937 CHLOE DYGERT (USA) 29.02.2020 BERLIN (GER)

Race distance: 3000m

World record: .000

For Bronze medal	Number	Name	Team
	22	SMITH Abi	GREAT BRITAIN
	5	KIPTSIKAVA Nastassia	BELARUS

For Gold medal	Number	Name	Team
	31	GILLESPIE Lara	IRELAND
	36	ZANARDI Silvia	ITALY

Communiqué approved by the Secretary of the Commissaires Panel _____

Women U23 Individual Pursuit

Results and Final Classification / Résultats et classement final

World Record: 3'16"937 CHLOE DYGERT (USA) 29.02.2020 BERLIN (GER)

Race distance:3000m

World record:

Medal	Rank	Name	Team	1000m	2000m	Time	Speed
Gold	1	36 ZANARDI Silvia	ITALY	1:13.946 (2)	2:23.501 (2)	3:33.359 (1)	50.618
Silver	2	31 GILLESPIE Lara	IRELAND	1:12.669 (1)	2:23.303 (1)	3:36.804 (2)	49.814
Bronze	3	22 SMITH Abi	GREAT BRITAIN	1:15.543 (2)	2:25.772 (1)	3:37.490 (1)	49.657
	4	5 KIPTSIKAVA Nastassia	BELARUS	1:15.335 (1)	2:26.971 (2)	3:39.335 (2)	49.239
	5	66 BURI Fabienne	SWITZERLAND				
	6	39 UNEKEN Lonneke	NETHERLANDS				
	7	30 HOMER Gabriella	IRELAND				
	8	19 HECHLER Katharina	GERMANY				
	9	70 YAROSHENKO Viktoriia	UKRAINE				
	10	21 REIBNER Lena charlotte	GERMANY				
	11	6 DE CLERCQ Katrijn	BELGIUM				
	12	45 KOWALSKA Julia	POLAND				
	13	2 ABRAMENKA Alina	BELARUS				
	14	54 MALKOVA Daria	RUSSIAN FEDERATION				
	15	64 BANLLES SANTAMARIA Maria	SPAIN				
	16	52 OLEJNICZAK Zuzanna	POLAND				
	17	65 AMONDARAIN GAZTANAGA Naia	SPAIN				

Communiqué approved by the Secretary of the Commissaires Panel

Report printed: 17/08/2021 19:57

TCT v2 Page 1/1

17-22 August 2021

Communiqué n° 40

Men U23 Individual Pursuit

Qualifying / Qualifications

Start List / Liste de départ

World Record: 4'01"934 FILIPPO GANNA (ITA) 28.02.2020 BERLIN (GER)

Race distance: 4000m

Heat	Bib	Name	Team
1	14	VANDENBRANDEN Noah	BELGIUM
2	84	CAIXAS Rodrigo	PORTUGAL
	75	MAJEWSKI Kacper	POLAND
3	47	NILSSON JULIEN Oscar	GREAT BRITAIN
	101	TENDON Arnaud	SWITZERLAND
4	73	MIGAS Dawid	POLAND
	36	HEINRICH Nicolas	GERMANY
5	11	VAN MULDER Brent	BELGIUM
	91	NOVOLODSKII Ivan	RUSSIAN FEDERATION
6	115	KOZAKOV Yaroslav	UKRAINE
	89	SHCHEGOLKOV Iliia	RUSSIAN FEDERATION
7	9	PRYMAKOU Kiryl	BELARUS
	53	KEOGH Cian	IRELAND
8	59	MORO Manlio	ITALY
	113	SMETANIUK Oleksandr	UKRAINE
9	58	UMBRI Gidas	ITALY
	105	SCHMID Mauro	SWITZERLAND
10	8	MAZUR Dzianis	BELARUS
	40	BUCK GRAMCKO Tobias	GERMANY

Qualification rule: Fastest 2 riders race Final for Gold, 3rd and 4th riders Final for Bronze

Communiqué approved by the Secretary of the Commissaires Panel _____

Report printed: 16/08/2021 20:06

17-22 August 2021

Communiqué n° 41

Men U23 Individual Pursuit

Qualifying / Qualifications

Results / Résultats

World Record: 4'01"934 FILIPPO GANNA (ITA) 28.02.2020 BERLIN (GER)

Race distance: 4000m

Rank	Bib	Name	Team	1000m	2000m	3000m	Time	Speed
1	36	HEINRICH Nicolas	GERMANY	1:07.956(3)	2:09.540(2) 1:01.583(2)	3:28.718(11) 1:19.178(14)	4:14.260 45.541(1)	56.634 km/h
2	40	BUCK GRAMCKO Tobias	GERMANY	1:06.950(1)	2:08.364(1) 1:01.413(1)	3:11.064(1) 1:02.700(1)	4:14.602 1:03.537(9)	56.558 km/h
3	105	SCHMID Mauro	SWITZERLAND	1:10.081(14)	2:12.362(7) 1:02.281(3)	3:23.156(8) 1:10.794(10)	4:17.986 54.829(5)	55.816 km/h
4	59	MORO Manlio	ITALY	1:09.193(8)	2:12.627(8) 1:03.433(6)	3:15.729(2) 1:03.101(2)	4:18.094 1:02.364(8)	55.793 km/h
5	91	NOVOLODSKII Ivan	RUSSIAN FEDERATI				4:18.458 4:18.458(18)	55.715 km/h
6	58	UMBRI Gidas	ITALY	1:09.064(7)	2:12.160(5) 1:03.095(4)	3:23.226(9) 1:11.065(11)	4:20.166 56.939(7)	55.349 km/h
7	75	MAJEWSKI Kacper	POLAND	1:07.180(2)	2:10.435(3) 1:03.255(5)	3:32.266(14) 1:21.831(16)	4:23.090 50.823(3)	54.734 km/h
8	14	VANDENBRANDEN Noah	BELGIUM	1:08.399(5)	2:12.181(6) 1:03.782(8)	3:16.899(3) 1:04.718(4)	4:24.169 1:07.269(14)	54.510 km/h
9	8	MAZUR Dzianis	BELARUS	1:08.200(4)	2:11.789(4) 1:03.589(7)	3:18.493(4) 1:06.703(6)	4:24.542 1:06.049(12)	54.433 km/h
10	73	MIGAS Dawid	POLAND	1:09.777(12)	2:15.213(12) 1:05.436(12)	3:19.222(5) 1:04.008(3)	4:25.470 1:06.248(13)	54.243 km/h
11	89	SHCHEGOLKOV Ilia	RUSSIAN FEDERATI	1:09.029(6)	2:12.813(9) 1:03.784(9)	3:20.688(7) 1:07.874(7)	4:26.473 1:05.785(11)	54.039 km/h
12	84	CAIXAS Rodrigo	PORTUGAL	1:09.538(10)	2:18.499(15) 1:08.960(16)	3:37.132(16) 1:18.633(13)	4:27.220 50.087(2)	53.888 km/h
13	47	NILSSON JULIEN Oscar	GREAT BRITAIN	1:09.477(9)	2:14.898(11) 1:05.420(11)	3:35.343(15) 1:20.445(15)	4:27.250 51.907(4)	53.882 km/h
14	9	PRYMAKOU Kiryl	BELARUS	1:10.325(16)	2:14.723(10) 1:04.397(10)	3:20.379(6) 1:05.655(5)	4:28.049 1:07.670(15)	53.721 km/h
15	11	VAN MULDER BRENT	BELGIUM				4:28.309 4:28.309(19)	53.669 km/h
16	113	SMETANIUK Oleksandr	UKRAINE	1:09.855(13)	2:16.278(13) 1:06.422(13)	3:24.869(10) 1:08.591(8)	4:34.164 1:09.294(17)	52.523 km/h
17	101	TENDON Arnaud	SWITZERLAND	1:09.728(11)	2:16.783(14) 1:07.055(14)	3:28.885(12) 1:12.102(12)	4:36.560 1:07.674(16)	52.068 km/h
18	53	KEOGH Cian	IRELAND	1:13.498(17)	2:20.785(17) 1:07.286(15)	3:31.420(13) 1:10.635(9)	4:36.961 1:05.540(10)	51.992 km/h
19	115	KOZAKOV Yaroslav	UKRAINE	1:10.255(15)	2:19.489(16) 1:09.233(17)	3:44.015(17) 1:24.526(17)	4:40.025 56.010(6)	51.423 km/h

Notes: Qualification rule: Fastest 2 riders race Final for Gold, 3rd and 4th riders Final for Bronze

Communiqué approved by the President of the Commissaires Panel

Report printed: 17/08/2021 13:46

TCT v1.1 Page 1/1

17-22 August 2021

Communiqué n° 42

Men U23 Individual Pursuit

Finals/ Finales

Start List / Liste de départ

World Record: 4'01"934 FILIPPO GANNA (ITA) 28.02.2020 BERLIN (GER)

Race distance: 4000m

World record: .000

For Bronze medal	Number	Name	Team
	105	SCHMID Mauro	SWITZERLAND
	59	MORO Manlio	ITALY

For Gold medal	Number	Name	Team
	36	HEINRICH Nicolas	GERMANY
	40	BUCK GRAMCKO Tobias	GERMANY

Communiqué approved by the Secretary of the Commissaires Panel _____

Men U23 Individual Pursuit

Results and Final Classification / Résultats et classement final

World Record: 4'01"934 FILIPPO GANNA (ITA) 28.02.2020 BERLIN (GER)

Race distance: 4000m

World record: .000

Medal	Rank	Name	Team	1000m	2000m	3000m	Time	Speed
Gold	1	40 BUCK GRAMCKO Tobias	GERMANY	1:08.226 (1)	2:10.875 (1) 1:02.649 (1)	3:15.027 (1) 1:04.152 (1)	4:19.318 1:04.291 (1)	55.530
Silver	2	36 HEINRICH Nicolas	GERMANY	1:08.548 (2)	2:11.364 (2) 1:02.816 (2)	3:16.237 (2) 1:04.872 (2)	4:27.078 1:10.841 (2)	53.917
Bronze	3	59 MORO Manlio	ITALY	1:09.567 (2)	2:11.477 (2) 1:01.910 (1)	3:14.086 (1) 1:02.608 (1)	4:18.945 1:04.859 (1)	55.610
	4	105 SCHMID Mauro	SWITZERLAND	1:07.978 (1)	2:10.959 (1) 1:02.981 (2)	3:16.616 (2) 1:05.657 (2)	4:22.410 1:05.793 (2)	54.876
	5	91 NOVOLODSKII Ivan	RUSSIAN FEDERATION					
	6	58 UMBRI Gidas	ITALY					
	7	75 MAJEWSKI Kacper	POLAND					
	8	14 VANDENBRANDEN Noah	BELGIUM					
	9	8 MAZUR Dzianis	BELARUS					
	10	73 MIGAS Dawid	POLAND					
	11	89 SHCHEGOLKOV Ilia	RUSSIAN FEDERATION					
	12	84 CAIXAS Rodrigo	PORTUGAL					
	13	47 NILSSON JULIEN Oscar	GREAT BRITAIN					
	14	9 PRYMAKOU Kiryl	BELARUS					
	15	11 VAN MULDER Brent	BELGIUM					
	16	113 SMETANIUK Oleksandr	UKRAINE					
	17	101 TENDON Arnaud	SWITZERLAND					
	18	53 KEOGH Cian	IRELAND					
	19	115 KOZAKOV Yaroslav	UKRAINE					

Communiqué approved by the President of the Commissaires Panel

Report printed: 17/08/2021 20:10

TCT v1.1 Page 1/1

17-22 August 2021

Communiqué n° 44A

Women Junior Team Pursuit
Qualifying / Qualifications
Start List / Liste de départ

World Record: 4'21"554 ITALY (CHIARA CONSONNI, LETIZIA PATERNOSTER, MARTINA FIDANZA, VITTORIA GUAZZINI) 24.08.2017
MONTICHIARI (ITA)

Race distance: 4000m

Heat	Team	
1	DENMARK	DEN
	14 KRUM Ida mechlenborg	
	15 AUERBACH LIND Laura	
	16 HOLM Mikka	
	18 LUND Victoria	
2	IRELAND	IRL
	45 MAY Caoimhe	
	46 CREIGHTON Erin grace	
	47 NEILL Katie	
	48 SIMMONS Maia	
3	GREAT BRITAIN	GBR
	27 LISTER Grace	
	31 LEECH Madelaine	
	32 COUZENS Millie	
	34 BACKSTEDT Zoe	
4	ITALY	ITA
	51 CIPRESSI Carlotta	
	56 PEPOLI Sara	
	57 BORTOLOTTI Silvia	
	58 BASILICO Valentina	
5	SPAIN	ESP
	19 ALBERT BOSCH Ainara	
	20 MORENO OSSOWSKY Ainhoa	
	21 MORALES PEREZ Almudena	
	23 ESCALERA Isabella maria	
6	POLAND	POL
	67 TRACKA Maja	
	69 WANKIEWICZ Olga	
	71 SZALINSKA Tamara	
	72 MILDA Wiktoria	
7	GERMANY	GER
	36 JAHRIG Fabienne	
	37 ARENDT Franzl	
	39 CZAPLA Justyna	
	40 EBERLE Lana	

Report printed: 17/08/2021 11:04

SPORTS TIMING SOFTWARE www.veloresults.com

TCM v4 Page 1/2

17-22 August 2021

Communiqué n° 44A

Women Junior Team Pursuit
Qualifying / Qualifications
Start List / Liste de départ

World Record: 4'21"554 ITALY (CHIARA CONSONNI, LETIZIA PATERNOSTER, MARTINA FIDANZA, VITTORIA GUAZZINI) 24.08.2017
MONTICHIARI (ITA)

Race distance: 4000m

Heat	Team
8	RUSSIAN FEDERATION RUS
	74 IVANCHENKO Alena
	76 MOISEEVA Alina
	79 ABAIDULLINA Inna
	80 VALGONEN Valeria

Qualification rule: The eight teams recording the best times in the qualifying round will be matched in the First round as follows: The 6th fastest team against the 7th fastest team. The 5th fastest team against the 8th fastest team. The 2nd fastest team against the 3rd fastest team. The fastest team against the 4th fastest team. The winners of heats 3 and 4 in the First round ride the final for the gold and silver medals. The remaining six teams will be ranked by their times in the First round and will be paired as follows: The two fastest teams ride the final for the bronze medal.

(The composition of the teams may be subject to change up to 30 minutes before the start of the race.)

Communiqué approved by the Secretary of the Commissaires Panel

Report printed: 17/08/2021 11:04

SPORTS TIMING SOFTWARE www.veloresults.com

TCM v4 Page 2/2

Women Junior Team Pursuit
Qualifying / Qualifications

Results / Résultats

World Record: 4'21"554 ITALY (CHIARA CONSONNI, LETIZIA PATERNOSTER, MARTINA FIDANZA, VITTORIA GUAZZINI) 24.08.2017
MONTICHIARI (ITA)

Race distance: 4000m

Rank		1000m	2000m	3000m	Time	Speed
1	3 GREAT BRITAIN	GBR 1:08.930(1)	2:13.915(1) 1:04.984(1)	3:19.158(1) 1:05.242(1)	4:24.575 1:05.417(1)	54.426 km/h
	27 LISTER Grace 31 LEECH Madelaine 32 COUZENS Millie 34 BACKSTEDT Zoe					
2	8 RUSSIAN FEDERATION	RUS 1:11.153(4)	2:16.385(2) 1:05.232(2)	3:22.928(2) 1:06.543(2)	4:29.182 1:06.253(2)	53.495 km/h
	74 IVANCHENKO Alena 76 MOISEEVA Alina 79 ABAIDULLINA Inna 80 VALGONEN Valeria					
3	7 GERMANY	GER 1:10.628(2)	2:17.717(3) 1:07.088(3)	3:26.227(3) 1:08.510(4)	4:34.658 1:08.430(3)	52.428 km/h
	36 JAHRIG Fabienne 37 ARENDT Franz 39 CZAPLA Justyna 40 EBERLE Lana					
4	4 ITALY	ITA 1:10.855(3)	2:18.261(4) 1:07.405(4)	3:26.348(4) 1:08.087(3)	4:36.763 1:10.414(4)	52.030 km/h
	51 CIPRESSI Carlotta 56 PEPOLI Sara 57 BORTOLOTTI Silvia 58 BASILICO Valentina					
5	6 POLAND	POL 1:12.468(6)	2:20.487(5) 1:08.018(5)	3:29.435(5) 1:08.947(5)	4:41.811 1:12.376(6)	51.098 km/h
	67 TRACKA Maja 69 WANKIEWICZ Olga 71 SZALINSKA Tamara 72 MILDA Wiktorja					
6	1 DENMARK	DEN 1:11.887(5)	2:20.504(6) 1:08.616(6)	3:31.282(6) 1:10.777(6)	4:43.843 1:12.560(7)	50.732 km/h
	14 KRUM Ida mechlenborg 15 AUERBACH LIND Laura 16 HOLM Mikka 18 LUND Victoria					
7	5 SPAIN	ESP 1:13.937(7)	2:23.896(7) 1:09.958(7)	3:35.024(7) 1:11.128(7)	4:46.620 1:11.595(5)	50.240 km/h
	19 ALBERT BOSCH Ainara 20 MORENO OSSOWSKY Ainhoa 21 MORALES PEREZ Almudena 23 ESCALERA Isabella maria					

Women Junior Team Pursuit Qualifying / Qualifications

Results / Résultats

World Record: 4'21"554 ITALY (CHIARA CONSONNI, LETIZIA PATERNOSTER, MARTINA FIDANZA, VITTORIA GUAZZINI) 24.08.2017
MONTICHIARI (ITA)

Race distance: 4000m

Rank			1000m	2000m	3000m	Time	Speed
8	2 IRELAND	IRL	1:15.048(8)	2:28.523(8) 1:13.474(8)	3:44.196(8) 1:15.673(8)	5:00.231 1:16.034(8)	47.963 km/h

45 MAY Caoimhe
46 CREIGHTON Erin grace
47 NEILL Katie
48 SIMMONS Maia

Qualification rule: The eight teams recording the best times in the qualifying round will be matched in the First round as follows: The 6th fastest team against the 7th fastest team. The 5th fastest team against the 8th fastest team. The 2nd fastest team against the 3rd fastest team. The fastest team against the 4th fastest team. The winners of heats 3 and 4 in the First round ride the final for the gold and silver medals. The remaining six teams will be ranked by their times in the First round and will be paired as follows: The two fastest teams ride the final for the bronze medal. (The composition of the teams may be subject to change up to 30 minutes before the start of the race.)

Communiqué approved by the President of the Commissaires Panel

Women Junior Team Pursuit
First Round/ Premier Tour
Start List / Liste de départ

World Record: 4'21"554 ITALY (CHIARA CONSONNI, LETIZIA PATERNOSTER, MARTINA FIDANZA, VITTORIA GUAZZINI) 24.08.2017
MONTICHIARI (ITA)

Race distance: 4000m

World record: .000

Team

Heat 1

DENMARK

- 14 KRUM Ida mechlenborg
- 15 AUERBACH LIND Laura
- 16 HOLM Mikka
- 18 LUND Victoria

SPAIN

- 19 ALBERT BOSCH Ainara
- 20 MORENO OSSOWSKY Ainhoa
- 21 MORALES PEREZ Almudena
- 23 ESCALERA Isabella maria

Heat 2

POLAND

- 67 TRACKA Maja
- 69 WANKIEWICZ Olga
- 71 SZALINSKA Tamara
- 64 DLUGAS Anna

IRELAND

- 45 MAY Caoimhe
- 46 CREIGHTON Erin grace
- 47 NEILL Katie
- 48 SIMMONS Maia

Heat 3

RUSSIAN FEDERATION

- 74 IVANCHENKO Alena
- 76 MOISEEVA Alina
- 79 ABAIDULLINA Inna
- 80 VALGONEN Valeria

GERMANY

- 36 JAHRIG Fabienne
- 37 ARENDT Franzl
- 39 CZAPLA Justyna
- 40 EBERLE Lana

Heat 4

GREAT BRITAIN

- 27 LISTER Grace
- 31 LEECH Madelaine
- 32 COUZENS Millie
- 34 BACKSTEDT Zoe

ITALY

- 51 CIPRESSI Carlotta
- 52 CONTARIN Elena
- 57 BORTOLOTTI Silvia
- 58 BASILICO Valentina

Qualification rule: The winners of heats 3 and 4 in the First round ride the final for the gold and silver medals. The remaining six

17-22 August 2021

Communiqué n° 46C

Women Junior Team Pursuit
First Round/ Premier Tour
Start List / Liste de départ

World Record: 4'21"554 ITALY (CHIARA CONSONNI, LETIZIA PATERNOSTER, MARTINA FIDANZA, VITTORIA GUAZZINI) 24.08.2017
MONTICHIARI (ITA)
Race distance: 4000m
World record: .000

teams will be ranked by their times in the First round and will be paired as follows: The two fastest teams ride the final for the bronze medal.

(The composition of the teams may be subject to change up to 30 minutes before the start of the race.)

Communiqué approved by the President of the Commissaires Panel _____

Women Junior Team Pursuit
First Round/ Premier Tour

Results / Résultats

World Record: 4'21"554 ITALY (CHIARA CONSONNI, LETIZIA PATERNOSTER, MARTINA FIDANZA, VITTORIA GUAZZINI) 24.08.2017
MONTICHIARI (ITA)

Race distance: 4000m

Heat	Team	1km	2km	3km	Time	Diff
1	DENMARK	1:12.088(1)	2:20.062(1)	3:28.955(1)	4:37.715	
	14 KRUM Ida mechlenborg		1:07.973(1)	1:08.893(1)	1:08.759(1)	
	15 AUERBACH LIND Laura					
	16 HOLM Mikka					
	18 LUND Victoria					
2	SPAIN	1:14.011(2)	2:23.579(2)	3:34.460(2)	4:47.950	
	19 ALBERT BOSCH Ainara		1:09.568(2)	1:10.880(2)	1:13.489(2)	
	20 MORENO OSSOWSKY Ainhoa					
	21 MORALES PEREZ Almudena					
	23 ESCALERA Isabella maria					
1	POLAND	1:12.354(1)	2:20.372(1)	3:28.520(1)	4:37.553	
	67 TRACKA Maja		1:08.018(1)	1:08.148(1)	1:09.032(1)	
	69 WANKIEWICZ Olga					
	71 SZALINSKA Tamara					
	64 DLUGAS Anna					
2	IRELAND	1:14.540(2)	2:26.565(2)	3:42.827(2)	5:19.586	
	45 MAY Caoimhe		1:12.024(2)	1:16.261(2)	1:36.759(2)	
	46 CREIGHTON Erin grace					
	47 NEILL Katie					
	48 SIMMONS Maia					
1	RUSSIAN FEDERATION	1:09.863(1)	2:14.965(1)	3:21.303(1)	4:28.100	
	74 IVANCHENKO Alena		1:05.102(1)	1:06.337(1)	1:06.796(2)	
	76 MOISEEVA Alina					
	79 ABAIDULLINA Inna					
	80 VALGONEN Valeria					
2	GERMANY	1:11.483(2)	2:16.977(2)	3:23.895(2)	4:30.291	
	36 JAHRIG Fabienne		1:05.493(2)	1:06.918(2)	1:06.395(1)	
	37 ARENDT Franzl					
	39 CZAPLA Justyna					
	40 EBERLE Lana					
1	GREAT BRITAIN					Heat Winner
	27 LISTER Grace					
	31 LEECH Madelaine					
	32 COUZENS Millie					
	34 BACKSTEDT Zoe					
2	ITALY					4:32.074 (OVL)
	51 CIPRESSI Carlotta					
	52 CONTARIN Elena					
	57 BORTOLOTTI Silvia					
	58 BASILICO Valentina					

Qualification rule: The winners of heats 3 and 4 in the First round ride the final for the gold and silver medals. The

Women Junior Team Pursuit First Round/ Premier Tour

Results / Résultats

World Record: 4'21"554 ITALY (CHIARA CONSONNI, LETIZIA PATERNOSTER, MARTINA FIDANZA, VITTORIA GUAZZINI) 24.08.2017
MONTICHIARI (ITA)

Race distance: 4000m

remaining six teams will be ranked by their times in the First round and will be paired as follows: The two fastest teams ride the final for the bronze medal.

(The composition of the teams may be subject to change up to 30 minutes before the start of the race.)

Communiqué approved by the President of the Commissaires Panel

17-22 August 2021

Communiqué n° 48A

Women Junior Team Pursuit

Finals/ Finales

Start List / Liste de départ

World Record: 4'21"554 ITALY (CHIARA CONSONNI, LETIZIA PATERNOSTER, MARTINA FIDANZA, VITTORIA GUAZZINI) 24.08.2017
MONTICHIARI (ITA)

Race distance: 4000m

World record: .000

Heat for Bronze	7	GERMANY	GER
		36 JAHRIK Fabienne	
		37 ARENDT Franz	
		39 CZAPLA Justyna	
		40 EBERLE Lana	
	4	ITALY	ITA
		51 CIPRESSI Carlotta	
		52 CONTARIN Elena	
		57 BORTOLOTTI Silvia	
		58 BASILICO Valentina	
Heat for Gold	3	GREAT BRITAIN	GBR
		27 LISTER Grace	
		31 LEECH Madelaine	
		32 COUZENS Millie	
		34 BACKSTEDT Zoe	
	8	RUSSIAN FEDERATION	RUS
		74 IVANCHENKO Alena	
		76 MOISEEVA Alina	
		79 ABAIDULLINA Inna	
		80 VALGONEN Valeria	

Communiqué approved by the President of the Commissaires Panel

Women Junior Team Pursuit
Results and Final Classification / Résultats et classement final

Results / Résultats

World Record: 4'21"554 ITALY (CHIARA CONSONNI, LETIZIA PATERNOSTER, MARTINA FIDANZA, VITTORIA GUAZZINI) 24.08.2017
MONTICHIARI (ITA)

Race distance: 4000m

Medal	Rank	Team		1000m	2000m	3000m	Time		
Gold	1	3 GREAT BRITAIN	GBR	1:08.310(1)	2:12.542(1)	3:16.554(1)	4:21.417	WR	
					1:04.231(2)	1:04.012(1)	1:04.862(1)		
			27	LISTER Grace					
			31	LEECH Madelaine					
			32	COUZENS Millie					
Silver	2	8 RUSSIAN FEDERATION	RUS	1:09.313(2)	2:13.502(2)	3:18.749(2)	4:25.191		
					1:04.189(1)	1:05.246(2)	1:06.441(2)		
			74	IVANCHENKO Alena					
			76	MOISEEVA Alina					
			79	ABAI DULLINA Inna					
Bronze	3	7 GERMANY	GER	1:11.446(1)	2:16.396(1)	3:16.676(1)	4:30.666	1:13.989(2)	
					1:04.950(1)	1:00.280(1)			
			36	JAHRI G Fabienne					
			37	ARENDT Franz					
	4	4 ITALY	ITA	1:11.481(2)	2:18.187(2)	3:33.254(2)	4:31.310	58.055(1)	
					1:06.706(2)	1:15.067(2)			
			51	CIPRESSI Carlotta					
			52	CONTARIN Elena					
			57	BORTOLOTTI Silvia					
	5	6 POLAND	POL						
			67	TRACKA Maja					
			69	WANKIEWICZ Olga					
6	1 DENMARK	DEN							
		14	KRUM Ida mechlenborg						
		15	AUERBACH LIND Laura						
7	5 SPAIN	ESP							
		16	HOLM Mikka						
		18	LUND Victoria						
		19	ALBERT BOSCH Ainara						
8	2 IRELAND	IRL							
		45	MAY Caoimhe						
		46	CREIGHTON Erin grace						
		47	NEILL Katie						
		48	SIMMONS Maia						

Women Junior Team Pursuit
Results and Final Classification / Résultats et classement final

Results / Résultats

World Record: 4'21"554 ITALY (CHIARA CONSONNI, LETIZIA PATERNOSTER, MARTINA FIDANZA, VITTORIA GUAZZINI) 24.08.2017
MONTICHIARI (ITA)

Race distance: 4000m

Communiqué approved by the President of the Commissaires Panel

Men Junior Team Pursuit
Qualifying / Qualifications
Start List / Liste de départ

World Record: 3'58"793 GERMANY (BUCK-GRAMCKO TOBIAS, WILKSCH HANNES, KEUP PIERRE-PASCAL, HEINRICH NICOLAS)
15.08.2019 FRANKFURT ODER (GER)

Race distance: 4000m

Heat	Team	
1	IRELAND	IRL
	55 MC LOUGHLIN Niall	
	56 DOOGAN Odhran	
	57 O LOUGHLIN Patrick	
	58 CAULFIELD DREIER Stefan	
2	FRANCE	FRA
	26 BOXE Alexandre	
	27 LE HUITOUZE Eddy	
	28 HOUCOU Emmanuel	
	29 POUVREAUULT Gregory	
3	GREAT BRITAIN	GBR
	45 CHARLTON Josh	
	46 GIDDINGS Joshua	
	47 TARLING Joshua	
	50 BIRRELL Ross	
4	SWITZERLAND	SUI
	108 WUTHRICH Emanuel	
	109 CHRISTEN Jan	
	111 TAPPEINER Pascal	
	112 REY Tim	
5	CZECH REPUBLIC	CZE
	15 KOBLIZEK Matyas	
	16 KADLEC Milan	
	17 NOVAK Pavel	
	18 STEC Radovan	
6	ITALY	ITA
	62 ROMELE Alessandro	
	65 VIOLATO Andrea	
	67 BELLETTA Dario igor	
	68 COLOSIO Lino	
7	DENMARK	DEN
	19 SORENSEN Frederik	
	20 SCHRODER Lucas	
	21 JORGENSEN Mathias moller	
	22 WANDAHL Nicolai	

17-22 August 2021

Communiqué n° 50A

Men Junior Team Pursuit
Qualifying / Qualifications
Start List / Liste de départ

World Record: 3'58"793 GERMANY (BUCK-GRAMCKO TOBIAS, WILKSCH HANNES, KEUP PIERRE-PASCAL, HEINRICH NICOLAS)
15.08.2019 FRANKFURT ODER (GER)

Race distance: 4000m

Heat	Team	
8	POLAND	POL
	78 RATAJCZAK Dominik jedrzej	
	82 DOLAK Kamil	
	85 SAWICKI Mateusz jan	
	86 MASLAK Piotr	
9	BELGIUM	BEL
	6 LETEN Inias	
	7 BERTELS Jasper	
	8 BERTELS Lennert	
	11 BERNARD Thibaut	
10	SPAIN	ESP
	101 GARAIAR PIKABEA Benat	
	103 BONILLO MARTIN Iker	
	104 SEGURA GARCIA Jose	
	106 PALLARES REYES Marcel	
11	GERMANY	GER
	33 JOCHUM Ben felix	
	34 BOOS Benjamin	
	35 SCHRODER Jasper	
	38 MASCHKE Malte	
12	RUSSIAN FEDERATION	RUS
	91 ZARAKOVSKIY Daniil	
	95 KRYUCHKOV Mark	
	96 POSTARNAK Mikhail	
	98 LAPTEV Savelii	

Qualification rule: The eight teams recording the best times in the qualifying round will be matched in the First round as follows: The 6th fastest team against the 7th fastest team. The 5th fastest team against the 8th fastest team. The 2nd fastest team against the 3rd fastest team. The fastest team against the 4th fastest team. The winners of heats 3 and 4 in the First round ride the final for the gold and silver medals. The remaining six teams will be ranked by their times in the First round and will be paired as follows: The two fastest teams ride the final for the bronze medal.

(The composition of the teams may be subject to change up to 30 minutes before the start of the race.)

Communiqué approved by the Secretary of the Commissaires Panel

Report printed: 17/08/2021 10:35

SPORTS TIMING SOFTWARE www.veloresults.com

TCM v4 Page 2/2

Men Junior Team Pursuit Qualifying / Qualifications

Results / Résultats

World Record: 3'58"793 GERMANY (BUCK-GRAMCKO TOBIAS, WILKSCH HANNES, KEUP PIERRE-PASCAL, HEINRICH NICOLAS) 15.08.2019
FRANKFURT ODER (GER)

Race distance: 4000m

Rank		1000m	2000m	3000m	Time	Speed
1	3 GREAT BRITAIN	GBR 1:03.481(1)	2:01.624(1) 58.142(2)	3:00.988(1) 59.364(1)	4:00.734 59.745(2)	59.817 km/h
	45 CHARLTON Josh 46 GIDDINGS Joshua 47 TARLING Joshua 50 BIRRELL Ross					
2	6 ITALY	ITA 1:04.842(3)	2:04.106(3) 59.263(4)	3:03.950(2) 59.844(2)	4:03.453 59.503(1)	59.148 km/h
	62 ROMELE Alessandro 65 VIOLATO Andrea 67 BELLETTA Dario igor 68 COLOSIO Lino					
3	2 FRANCE	FRA 1:05.293(5)	2:04.499(5) 59.205(3)	3:05.471(5) 1:00.971(4)	4:06.218 1:00.746(3)	58.484 km/h
	26 BOXE Alexandre 27 LE HUITOUZE Eddy 28 HOUCOU Emmanuel 29 POUVREAU Gregory					
4	11 GERMANY	GER 1:04.188(2)	2:02.205(2) 58.016(1)	3:04.354(3) 1:02.149(6)	4:06.408 1:02.053(5)	58.439 km/h
	33 JOCHUM Ben felix 34 BOOS Benjamin 35 SCHRODER Jasper 38 MASCHKE Malte					
5	12 RUSSIAN FEDERATION	RUS 1:05.099(4)	2:04.463(4) 59.364(5)	3:04.809(4) 1:00.345(3)	4:07.784 1:02.974(7)	58.115 km/h
	91 ZARAKOVSKIY Daniil 95 KRYUCHKOV Mark 96 POSTARNAK Mikhail 98 LAPTEV Savelii					
6	7 DENMARK	DEN 1:05.336(6)	2:05.064(6) 59.728(6)	3:09.466(6) 1:04.401(11)	4:11.465 1:01.999(4)	57.264 km/h
	19 SORENSEN Frederik 20 SCHRODER Lucas 21 JORGENSEN Mathias moller 22 WANDAHL Nicolai					
7	4 SWITZERLAND	SUI 1:07.300(10)	2:08.902(9) 1:01.601(8)	3:10.676(8) 1:01.774(5)	4:12.812 1:02.136(6)	56.959 km/h
	108 WUTHRICH Emanuel 109 CHRISTEN Jan 111 TAPPEINER Pascal 112 REY Tim					

Men Junior Team Pursuit Qualifying / Qualifications

Results / Résultats

World Record: 3'58"793 GERMANY (BUCK-GRAMCKO TOBIAS, WILKSCH HANNES, KEUP PIERRE-PASCAL, HEINRICH NICOLAS) 15.08.2019
FRANKFURT ODER (GER)

Race distance: 4000m

Rank			1000m	2000m	3000m	Time	Speed
8	8 POLAND	POL	1:05.783(8)	2:06.728(7) 1:00.945(7)	3:09.851(7) 1:03.123(8)	4:14.882 1:05.030(10)	56.496 km/h
	78 RATAJCZAK Dominik jedrzej 82 DOLAK Kamil 85 SAWICKI Mateusz jan 86 MASLAK Piotr						
9	5 CZECH REPUBLIC	CZE	1:05.371(7)	2:07.191(8) 1:01.820(9)	3:10.941(9) 1:03.750(9)	4:15.667 1:04.725(9)	56.323 km/h
	15 KOBLIZEK Matyas 16 KADLEC Milan 17 NOVAK Pavel 18 STEC Radovan						
10	9 BELGIUM	BEL	1:07.143(9)	2:09.817(10) 1:02.673(11)	3:13.717(11) 1:03.900(10)	4:17.738 1:04.020(8)	55.870 km/h
	6 LETEN Inias 7 BERTELS Jasper 8 BERTELS Lennert 11 BERNARD Thibaut						
11	10 SPAIN	ESP	1:07.549(11)	2:10.003(11) 1:02.454(10)	3:12.958(10) 1:02.954(7)	4:18.696 1:05.737(11)	55.663 km/h
	101 GARAIAR PIKABEA Benat 103 BONILLO MARTIN Iker 104 SEGURA GARCIA Jose 106 PALLARES REYES Marcel						
12	1 IRELAND	IRL	1:07.787(12)	2:11.819(12) 1:04.032(12)	3:17.084(12) 1:05.264(12)	4:23.527 1:06.443(12)	54.643 km/h
	55 MC LOUGHLIN Niall 56 DOOGAN Odhran 57 O LOUGHLIN Patrick 58 CAULFIELD DREIER Stefan						

Qualification rule: The eight teams recording the best times in the qualifying round will be matched in the First round as follows: The 6th fastest team against the 7th fastest team. The 5th fastest team against the 8th fastest team. The 2nd fastest team against the 3rd fastest team. The fastest team against the 4th fastest team. The winners of heats 3 and 4 in the First round ride the final for the gold and silver medals. The remaining six teams will be ranked by their times in the First round and will be paired as follows: The two fastest teams ride the final for the bronze medal. (The composition of the teams may be subject to change up to 30 minutes before the start of the race.)

Communiqué approved by the President of the Commissaires Panel

Men Junior Team Pursuit
First Round/ Premier Tour
Start List / Liste de départ

World Record: 3'58"793 GERMANY (BUCK-GRAMCKO TOBIAS, WILKSCH HANNES, KEUP PIERRE-PASCAL, HEINRICH NICOLAS)
15.08.2019 FRANKFURT ODER (GER)

Race distance: 4000m

World record: .000

Team

Heat 1

DENMARK

- 19 SORENSEN Frederik
- 20 SCHRODER Lucas
- 21 JORGENSEN Mathias moller
- 22 WANDAHL Nicolai

SWITZERLAND

- 108 WUTHRICH Emanuel
- 109 CHRISTEN Jan
- 111 TAPPEINER Pascal
- 112 REY Tim

Heat 2

RUSSIAN FEDERATION

- 91 ZARAKOVSKIY Daniil
- 95 KRYUCHKOV Mark
- 96 POSTARNAK Mikhail
- 94 SKORNIKOV Grigorii

POLAND

- 78 RATAJCZAK Dominik jedrzej
- 82 DOLAK Kamil
- 85 SAWICKI Mateusz jan
- 86 MASLAK Piotr

Heat 3

ITALY

- 62 ROMELE Alessandro
- 65 VIOLATO Andrea
- 67 BELLETTA Dario igor
- 64 DELLE VEDOVE Alessio

FRANCE

- 26 BOXE Alexandre
- 27 LE HUITOUZE Eddy
- 28 HOUCOU Emmanuel
- 29 POUVREAUULT Gregory

Heat 4

GREAT BRITAIN

- 45 CHARLTON Josh
- 46 GIDDINGS Joshua
- 47 TARLING Joshua
- 50 BIRRELL Ross

GERMANY

- 33 JOCHUM Ben felix
- 34 BOOS Benjamin
- 35 SCHRODER Jasper
- 37 LUHRS Luis joe

Qualification rule: The winners of heats 3 and 4 in the First round ride the final for the gold and silver medals. The remaining six

17-22 August 2021

Communiqué n° 52C

Men Junior Team Pursuit
First Round/ Premier Tour
Start List / Liste de départ

World Record: 3'58"793 GERMANY (BUCK-GRAMCKO TOBIAS, WILKSCH HANNES, KEUP PIERRE-PASCAL, HEINRICH NICOLAS)
15.08.2019 FRANKFURT ODER (GER)

Race distance: 4000m

World record: .000

teams will be ranked by their times in the First round and will be paired as follows: The two fastest teams ride the final for the bronze medal.

(The composition of the teams may be subject to change up to 30 minutes before the start of the race.)

Communiqué approved by the President of the Commissaires Panel _____

17-22 August 2021

Communiqué n° 53

Men Junior Team Pursuit
First Round/ Premier Tour

Results / Résultats

World Record: 3'58"793 GERMANY (BUCK-GRAMCKO TOBIAS, WILKSCH HANNES, KEUP PIERRE-PASCAL, HEINRICH NICOLAS) 15.08.2019
FRANKFURT ODER (GER)

Race distance: 4000m

Heat	Team	1km	2km	3km	Time	Diff
1	DENMARK	1:05.132(1)	2:03.531(1)	3:04.527(1)	4:12.224	
	19 SORENSEN Frederik		58.399(1)	1:00.995(1)	1:07.696(2)	
	20 SCHRODER Lucas					
	21 JORGENSEN Mathias moller					
	22 WANDAHL Nicolai					
2	SWITZERLAND	1:07.675(2)	2:08.516(2)	3:10.357(2)	4:12.794	
	108 WUTHRICH Emanuel		1:00.841(2)	1:01.841(2)	1:02.436(1)	
	109 CHRISTEN Jan					
	111 TAPPEINER Pascal					
	112 REY Tim					
1	RUSSIAN FEDERATION	1:03.676(1)	2:02.260(1)	3:03.446(1)	4:06.745	
	91 ZARAKOVSKIY Daniil		58.583(1)	1:01.186(2)	1:03.298(2)	
	95 KRYUCHKOV Mark					
	96 POSTARNAK Mikhail					
	94 SKORNIKOV Grigori					
2	POLAND	1:05.477(2)	2:05.146(2)	3:05.890(2)	4:07.527	
	78 RATAJCZAK Dominik jedrzej		59.669(2)	1:00.743(1)	1:01.636(1)	
	82 DOLAK Kamil					
	85 SAWICKI Mateusz jan					
	86 MASLAK Piotr					
1	FRANCE	1:06.033(2)	2:04.356(2)	3:02.461(2)	4:01.758	
	26 BOXE Alexandre		58.323(1)	58.104(1)	59.296(1)	
	27 LE HUITOUZE Eddy					
	28 HOUCOU Emmanuel					
	29 POUVREAUULT Gregory					
2	ITALY	1:04.465(1)	2:03.094(1)	3:02.269(1)	4:02.255	
	62 ROMELE Alessandro		58.628(2)	59.175(2)	59.985(2)	
	65 VIOLATO Andrea					
	67 BELLETTA Dario igor					
	64 DELLE VEDOVE Alessio					
1	GREAT BRITAIN	1:03.342(2)	2:00.835(2)	2:59.091(1)	3:59.564	
	45 CHARLTON Josh		57.493(1)	58.256(1)	1:00.472(1)	
	46 GIDDINGS Joshua					
	47 TARLING Joshua					
	50 BIRRELL Ross					
2	GERMANY	1:02.958(1)	2:00.536(1)	3:01.431(2)	4:10.721	
	33 JOCHUM Ben felix		57.578(2)	1:00.894(2)	1:09.289(2)	
	34 BOOS Benjamin					
	35 SCHRODER Jasper					
	37 LUHRS Luis joe					

Qualification rule: The winners of heats 3 and 4 in the First round ride the final for the gold and silver medals. The

Report printed: 18/08/2021 11:50

TCT v2.0 Page 1/2

Men Junior Team Pursuit First Round/ Premier Tour

Results / Résultats

World Record: 3'58"793 GERMANY (BUCK-GRAMCKO TOBIAS, WILKSCH HANNES, KEUP PIERRE-PASCAL, HEINRICH NICOLAS) 15.08.2019
FRANKFURT ODER (GER)

Race distance: 4000m

remaining six teams will be ranked by their times in the First round and will be paired as follows: The two fastest teams ride the final for the bronze medal.

Communiqué approved by the President of the Commissaires Panel

17-22 August 2021

Communiqué n° 54A

Men Junior Team Pursuit

Finals/ Finales

Start List / Liste de départ

World Record: 3'58"793 GERMANY (BUCK-GRAMCKO TOBIAS, WILKSCH HANNES, KEUP PIERRE-PASCAL, HEINRICH NICOLAS)
15.08.2019 FRANKFURT ODER (GER)

Race distance: 4000m

World record: .000

Heat for Bronze	6	ITALY	ITA
		62 ROMELE Alessandro	
		65 VIOLATO Andrea	
		67 BELLETTA Dario igor	
		68 COLOSIO Lino	
	12	RUSSIAN FEDERATION	RUS
		91 ZARAKOVSKIY Daniil	
		95 KRYUCHKOV Mark	
		96 POSTARNAK Mikhail	
		94 SKORNIIAKOV Grigorii	
Heat for Gold	3	GREAT BRITAIN	GBR
		45 CHARLTON Josh	
		46 GIDDINGS Joshua	
		47 TARLING Joshua	
		50 BIRRELL Ross	
	2	FRANCE	FRA
		26 BOXE Alexandre	
		27 LE HUITOUZE Eddy	
		28 HOUCOU Emmanuel	
		29 POUVREULT Gregory	

Communiqué approved by the President of the Commissaires Panel

Men Junior Team Pursuit
Results and Final Classification / Résultats et classement final

Results / Résultats

World Record: 3'58"793 GERMANY (BUCK-GRAMCKO TOBIAS, WILKSCH HANNES, KEUP PIERRE-PASCAL, HEINRICH NICOLAS) 15.08.2019
FRANKFURT ODER (GER)

Race distance: 4000m

Medal	Rank	Team	1000m	2000m	3000m	Time	Speed
Gold	1	3 GREAT BRITAIN	GBR	1:03.957(1)	2:01.873(1)	3:00.510(1)	3:59.392
		45 CHARLTON Josh					
		46 GIDDINGS Joshua					
		47 TARLING Joshua					
		50 BIRRELL Ross					
Silver	2	2 FRANCE	FRA	1:05.311(2)	2:03.098(2)	3:01.924(2)	4:04.400
		26 BOXE Alexandre					
		27 LE HUITOUZE Eddy					
		28 HOUCOU Emmanuel					
		29 POUVREAUULT Gregory					
Bronze	3	12 RUSSIAN FEDERATION	RUS	1:03.671(2)	2:01.502(2)	3:00.516(2)	4:01.815(1)
		91 ZARAKOVSKIY Daniil					
		95 KRYUCHKOV Mark					
		96 POSTARNAK Mikhail					
		94 SKORNIKOV Grigorii					
	4	6 ITALY	ITA	1:06.151(1)	2:04.720(1)	3:03.909(1)	4:03.342(2)
		62 ROMELE Alessandro					
		65 VIOLATO Andrea					
		67 BELLETTA Dario igor					
		68 COLOSIO Lino					
	5	8 POLAND	POL	1:06.151(1)	2:04.720(1)	3:03.909(1)	4:03.342(2)
		78 RATAJCZAK Dominik jedrzej					
		82 DOLAK Kamil					
		85 SAWICKI Mateusz jan					
		86 MASLAK Piotr					
		6					
	33 JOCHUM Ben felix						
	34 BOOS Benjamin						
35 SCHRODER Jasper							
37 LUHRS Luis joe							
7	7 DENMARK	DEN	1:06.151(1)	2:04.720(1)	3:03.909(1)	4:03.342(2)	
	19 SORENSEN Frederik						
	20 SCHRODER Lucas						
	21 JORGENSEN Mathias moller						
	22 WANDAHL Nicolai						
8	4 SWITZERLAND	SUI	1:06.151(1)	2:04.720(1)	3:03.909(1)	4:03.342(2)	
	108 WUTHRICH Emanuel						
	109 CHRISTEN Jan						
	111 TAPPEINER Pascal						
	112 REY Tim						
9	5 CZECH REPUBLIC	CZE	1:06.151(1)	2:04.720(1)	3:03.909(1)	4:03.342(2)	
	15 KOBLIZEK Matyas						
	16 KADLEC Milan						
	17 NOVAK Pavel						
	18 STEC Radovan						

Men Junior Team Pursuit
Results and Final Classification / Résultats et classement final

Results / Résultats

World Record: 3'58"793 GERMANY (BUCK-GRAMCKO TOBIAS, WILKSCH HANNES, KEUP PIERRE-PASCAL, HEINRICH NICOLAS) 15.08.2019
FRANKFURT ODER (GER)

Race distance: 4000m

10	9	BELGIUM	BEL
	6	LETEN Inias	
	7	BERTELS Jasper	
	8	BERTELS Lennert	
	11	BERNARD Thibaut	
11	10	SPAIN	ESP
	101	GARAIAR PIKABEA Benat	
	103	BONILLO MARTIN Iker	
	104	SEGURA GARCIA Jose	
	106	PALLARES REYES Marcel	
12	1	IRELAND	IRL
	55	MC LOUGHLIN Niall	
	56	DOOGAN Odhran	
	57	O LOUGHLIN Patrick	
	58	CAULFIELD DREIER Stefan	

Communiqué approved by the President of the Commissaires Panel

17-22 August 2021

Communiqué n° 56A

Women Junior Scratch
Start List / Liste de départ

Race distance: 7.5 km (30 laps)

Starting on the Railing

No.	Rider	Nation	Team
5	VANHOVE Marith	BEL	BELGIUM
10	BARTOVA Gabriela	CZE	CZECH REPUBLIC
45	MAY Caoimhe	IRL	IRELAND
21	MORALES PEREZ Almudena	ESP	SPAIN
73	ROXO Beatriz	POR	PORTUGAL
38	SIMON Jette	GER	GERMANY
2	GSCHWENTNER Leila	AUT	AUSTRIA
82	GAILLARD Anaëlle	SUI	SWITZERLAND
80	VALGONEN Valeria	RUS	RUSSIAN FEDERATION
59	SIAUDKULYTE Deimante	LTU	LITHUANIA

Starting on the Blueband

No.	Rider	Nation	Team
84	LUKACOVA Laura	SVK	SLOVAKIA
49	BASH DUBINSKI Ori	ISR	ISRAEL
6	KAROTKINA Alina	BLR	BELARUS
26	PERKINS Flora	GBR	GREAT BRITAIN
58	BASILICO Valentina	ITA	ITALY
86	KOLYZHUK Anna	UKR	UKRAINE
62	VEENHOVEN Nienke	NED	NETHERLANDS
67	TRACKA Maja	POL	POLAND
44	SARY Boglarka	HUN	HUNGARY
17	ANDERSON Solbjork	DEN	DENMARK

Communiqué approved by the Secretary of the Commissaires Panel

Report printed: 17/08/2021 08:49

SPORTS TIMING SOFTWARE www.veloreults.com

TCM v4 Page 1/1

17-22 August 2021

Communiqué n° 57

Women Junior Scratch
Results / Résultats

Race distance: 7.5 km (30 laps)

Elapsed time: 10:19

Average speed: Speed: 43.618 km/h

Rank	Bib	Name	Nation	Team	Laps Down
1	58	BASILICO Valentina	ITA	ITALY	
2	5	VANHOVE Marith	BEL	BELGIUM	
3	67	TRACKA Maja	POL	POLAND	
4	26	PERKINS Flora	GBR	GREAT BRITAIN	
5	62	VEENHOVEN Nienke	NED	NETHERLANDS	
6	86	KOLYZHUK Anna	UKR	UKRAINE	
7	73	ROXO Beatriz	POR	PORTUGAL	
8	10	BARTOVA Gabriela	CZE	CZECH REPUBLIC	
9	6	KAROTKINA Alina	BLR	BELARUS	
10	80	VALGONEN Valeria	RUS	RUSSIAN FEDERATIO	
11	21	MORALES PEREZ Almudena	ESP	SPAIN	
12	82	GAILLARD Anaelle	SUI	SWITZERLAND	
13	2	GSCHWENTNER Leila	AUT	AUSTRIA	
14	38	SIMON Jette	GER	GERMANY	
15	17	ANDERSON Solbjork	DEN	DENMARK	
16	45	MAY Caoimhe	IRL	IRELAND	
17	44	SARY Boglarka	HUN	HUNGARY	
18	84	LUKACOVA Laura	SVK	SLOVAKIA	
19	49	BASH DUBINSKI Ori	ISR	ISRAEL	
	59	SIAUDKULYTE Deimante	LTU	LITHUANIA	-1 DNF

Communiqué approved by the Secretary of the Commissaires Panel

Report printed: 17/08/2021 19:11

SPORTS TIMING SOFTWARE www.veloresults.com

TCM v4 Page 1/1

17-22 August 2021

Communiqué n° 58

Women U23 Elimination
Start List / Liste de départ

Starting on the Railing			
No.	Rider	Nation	Team
53	MARTINS Maria	POR	PORTUGAL
63	RODRIGUEZ CORDERO Laura	ESP	SPAIN
32	CONSONNI Chiara	ITA	ITALY
56	ROSTOVTSEVA Maria	RUS	RUSSIAN FEDERATION
66	BURI Fabienne	SUI	SWITZERLAND
6	DE CLERCQ Katrijn	BEL	BELGIUM
23	SHARPE Amelia	GBR	GREAT BRITAIN
30	HOMER Gabriella	IRL	IRELAND
12	NENADOVIC Kristina	FRA	FRANCE

Starting on the Blueband			
No.	Rider	Nation	Team
1	SALAUYEVA Aksana	BLR	BELARUS
8	BURLOVA Kristyna	CZE	CZECH REPUBLIC
20	TEUTENBERG Lea lin	GER	GERMANY
61	MACHALKOVA Petra	SVK	SLOVAKIA
40	VAN DER DUIN Maike	NED	NETHERLANDS
67	BOGDAN Alina	UKR	UKRAINE
44	TVEIT Nora	NOR	NORWAY
49	MAJEWSKA Oliwia	POL	POLAND

Communiqué approved by the Secretary of the Commissaires Panel

Report printed: 16/08/2021 20:22

SPORTS TIMING SOFTWARE www.veloresults.com

TCM v4 Page 1/1

17-22 August 2021

Communiqué n° 59

Women U23 Elimination
Results / Résultats

Elapsed time:

Average Speed:

Rank	Bib	Name	Nation	Team	Laps Down
1	32	CONSONNI Chiara	ITA	ITALY	
2	53	MARTINS Maria	POR	PORTUGAL	
3	40	VAN DER DUIN Maike	NED	NETHERLANDS	
4	56	ROSTOVTSEVA Maria	RUS	RUSSIAN FEDERATIO	
5	49	MAJEWSKA Oliwia	POL	POLAND	
6	12	NENADOVIC Kristina	FRA	FRANCE	
7	63	RODRIGUEZ CORDERO Laura	ESP	SPAIN	
8	6	DE CLERCQ Katrijn	BEL	BELGIUM	
9	23	SHARPE Amelia	GBR	GREAT BRITAIN	
10	44	TVEIT Nora	NOR	NORWAY	
11	20	TEUTENBERG Lea lin	GER	GERMANY	
12	67	BOGDAN Alina	UKR	UKRAINE	
13	61	MACHALKOVA Petra	SVK	SLOVAKIA	
14	1	SALAUYEVA Aksana	BLR	BELARUS	
15	30	HOMER Gabriella	IRL	IRELAND	
16	8	BURLOVA Kristyna	CZE	CZECH REPUBLIC	
17	66	BURI Fabienne	SUI	SWITZERLAND	

Communiqué approved by the Secretary of the Commissaires Panel

Report printed: 17/08/2021 21:14

SPORTS TIMING SOFTWARE www.veloresults.com

TCM v4 Page 1/1

17-22 August 2021

Communiqué n° 60

Men Junior Scratch
Start List / Liste de départ

Race distance: 10 km (40 laps)

Starting on the Railing

No.	Rider	Nation	Team
90	VALGONEN Daniil	RUS	RUSSIAN FEDERATION
52	CHAROVAS Miltiadis	GRE	GREECE
32	KHORGUANI Giorgi	GEO	GEORGIA
114	HORBOVYI Sviatoslav	UKR	UKRAINE
56	DOOGAN Odhran	IRL	IRELAND
100	GONZALEZ TORRES Antonio	ESP	SPAIN
69	URSELLA Lorenzo	ITA	ITALY
99	JURIK Martin	SVK	SLOVAKIA
80	LEWANDOWSKI Jakub	POL	POLAND
3	VIRABYAN Vahe	ARM	ARMENIA
30	POMMELET Hugo	FRA	FRANCE
76	KELIAUSKAS Renaldas	LTU	LITHUANIA

Starting on the Blueband

No.	Rider	Nation	Team
4	KOKAS Raphael	AUT	AUSTRIA
15	KOBLIZEK Matyas	CZE	CZECH REPUBLIC
53	DRIJVER Bertold	HUN	HUNGARY
60	TIMOR Guy	ISR	ISRAEL
5	SHPAKOUSKI Viachaslau	BLR	BELARUS
49	HOBBS Noah	GBR	GREAT BRITAIN
23	MATHIESEN Phillip	DEN	DENMARK
77	WILLEMSSEN Justus	NED	NETHERLANDS
24	KALLBERG Axel	FIN	FINLAND
9	RAES Renzo	BEL	BELGIUM
40	ZIPPAN Nicolas	GER	GERMANY
112	REY Tim	SUI	SWITZERLAND

Communiqué approved by the Secretary of the Commissaires Panel

Report printed: 16/08/2021 19:52

SPORTS TIMING SOFTWARE www.veloresults.com

TCM v4 Page 1/1

17-22 August 2021
Communiqué n° 61
Men Junior Scratch
Results / Résultats

Race distance: 10 km (40 laps)

Elapsed time: 11:47

Average speed: Speed: 50.919 km/h

Rank	Bib	Name	Nation	Team	Laps Down
1	23	MATHIESEN Phillip	DEN	DENMARK	
2	69	URSELLA Lorenzo	ITA	ITALY	
3	80	LEWANDOWSKI Jakub	POL	POLAND	
4	15	KOBLIZEK Matyas	CZE	CZECH REPUBLIC	
5	90	VALGONEN Daniil	RUS	RUSSIAN FEDERATIO	
6	49	HOBBS Noah	GBR	GREAT BRITAIN	
7	9	RAES Renzo	BEL	BELGIUM	
8	4	KOKAS Raphael	AUT	AUSTRIA	
9	40	ZIPPAN Nicolas	GER	GERMANY	
10	24	KALLBERG Axel	FIN	FINLAND	
11	5	SHPAKOUSKI Viachaslau	BLR	BELARUS	
12	30	POMMELET Hugo	FRA	FRANCE	
13	53	DRIJVER Bertold	HUN	HUNGARY	
14	32	KHORGUANI Giorgi	GEO	GEORGIA	
15	56	DOOGAN Odhran	IRL	IRELAND	
16	114	HORBOVYI Sviatoslav	UKR	UKRAINE	
17	112	REY Tim	SUI	SWITZERLAND	
18	60	TIMOR Guy	ISR	ISRAEL	
19	100	GONZALEZ TORRES Antonio	ESP	SPAIN	
20	52	CHAROVAS Miltiadis	GRE	GREECE	
21	77	WILLEMSSEN Justus	NED	NETHERLANDS	
22	76	KELIAUSKAS Renaldas	LTU	LITHUANIA	-1
	99	JURIK Martin	SVK	SLOVAKIA	DNS
	3	VIRABYAN Vahe	ARM	ARMENIA	-1 DSQ

Rider No 3 VIRABYAN Vahe (ARM), disqualified for ignoring commissaires' instructions to leave the track during a race.

Communiqué approved by the Secretary of the Commissaires Panel

Report printed: 17/08/2021 20:52

 SPORTS TIMING SOFTWARE www.veloresults.com

TCM v4 Page 1/1

Men U23 Elimination
Start List / Liste de départ

Starting on the Railing			
No.	Rider	Nation	Team
56	TENE Rotem	ISR	ISRAEL
39	TEUTENBERG Tim torn	GER	GERMANY
6	KIRYIEVICH Artur	BLR	BELARUS
104	WEISS Fabian	SUI	SWITZERLAND
107	HANZIN Andrii	UKR	UKRAINE
49	TIDBALL William	GBR	GREAT BRITAIN
22	RONHEDE Thorolf	DEN	DENMARK
3	WAFLE Tim	AUT	AUSTRIA
98	BENNASSAR ROSSELLO Francesc	ESP	SPAIN
24	PARDON Florian	FRA	FRANCE

Starting on the Blueband			
No.	Rider	Nation	Team
30	TANACHEV Nikita	GEO	GEORGIA
18	VONES Jan	CZE	CZECH REPUBLIC
13	POLLEFLIET Gianluca	BEL	BELGIUM
87	DENISOV Denis	RUS	RUSSIAN FEDERATION
67	ZIJLAARD Maikel	NED	NETHERLANDS
81	LEWANDOWSKI Radoslaw	POL	POLAND
96	VANCO Tobias	SVK	SLOVAKIA
52	DONALD Christopher	IRL	IRELAND
63	QUARANTA Samuel	ITA	ITALY
83	NARCISO Diogo	POR	PORTUGAL

Communiqué approved by the Secretary of the Commissaires Panel

Report printed: 17/08/2021 09:55

SPORTS TIMING SOFTWARE www.veloresults.com

TCM v4 Page 1/1

Men U23 Elimination
Results / Résultats

Elapsed time:

Average Speed:

Rank	Bib	Name	Nation	Team	Laps Down
1	67	ZIJLAARD Maikel	NED	NETHERLANDS	
2	39	TEUTENBERG Tim torn	GER	GERMANY	
3	49	TIDBALL William	GBR	GREAT BRITAIN	
4	24	PARDON Florian	FRA	FRANCE	
5	87	DENISOV Denis	RUS	RUSSIAN FEDERATIO	
6	18	VONES Jan	CZE	CZECH REPUBLIC	
7	13	POLLEFLIET Gianluca	BEL	BELGIUM	
8	98	BENNASSAR ROSSELLO Francesc	ESP	SPAIN	
9	6	KIRYIEVICH Artur	BLR	BELARUS	
10	56	TENE Rotem	ISR	ISRAEL	
11	107	HANZIN Andrii	UKR	UKRAINE	
12	63	QUARANTA Samuel	ITA	ITALY	
13	104	WEISS Fabian	SUI	SWITZERLAND	
14	96	VANCO Tobias	SVK	SLOVAKIA	
15	81	LEWANDOWSKI Radoslaw	POL	POLAND	
16	52	DONALD Christopher	IRL	IRELAND	
17	30	TANACHEV Nikita	GEO	GEORGIA	
18	3	WAFLEF Tim	AUT	AUSTRIA	
19	22	RONHEDE Thorolf	DEN	DENMARK	
20	83	NARCISO Diogo	POR	PORTUGAL	

WARNING for rider #67 ZIJLARD, Maikel (NED) UCI ID 10015508967 for dangerous riding during the race.

RELEGATION (AFTER WARNING) for rider #87 DENISOV, Denis (RUS) UCI ID 10036013858 for assault, intimidation, insults, threats, improper conduct between riders, and FINE (CHF 100) - art. 3.10.008.8.1

RELEGATION for rider #30 TANACHEV, Nikita (GEO) UCI ID 10104087549 for riding in the blue band and for dangerous riding during the race.

RELEGATION for rider #52 DONALD, Christopher (IRL) UCI ID 10052727766 for riding in the blue band.

RELEGATION for rider #3 WAFLEF, Tim (AUT) UCI ID 10035022337 for riding in the blue band.

Communiqué approved by the Secretary of the Commissaires Panel

17-22 August 2021

Communiqué n° 64A

Women U23 Team Sprint
Qualifying / Qualifications
Start List / Liste de départ

World Record: 46"852 RUSSIA (NATALIYA ANTONOVA, DARIA SHMELEVA, ANASTASIA VOINOVA) 11.11.2020 PLOVDIV (BUL)

Race distance: 3 laps

Heat	Team	
1	GERMANY	GER
	15 SPERLICH Christina	
	14 PROPSTER Alessa catriona	
	18 ALBERS Katharina	
	POLAND	POL
	46 SEREMAK Nikola	
2	47 SIBIAK Nikola	
	50 PETRI Paulina	
	RUSSIAN FEDERATION	RUS
	55 ANDREEVA Ksenia	
	58 GRISHINA Serafima	
	59 TYSHCHENKO Yana	
	GREAT BRITAIN	GBR
	28 BELL Lauren	
	24 RIDGE DAVIS Blaine	
27 FINUCANE Emma		

Qualification rule: All teams proceed to the First round.

In First Round, the fastest team will race against the 4th fastest team and the 2nd fastest team will race against the 3rd fastest team. The winners of each heat will race for Gold and the others will race for Bronze.

Communiqué approved by the Secretary of the Commissaires Panel

Report printed: 17/08/2021 20:10

SPORTS TIMING SOFTWARE www.veloresults.com

TCM v4 Page 1/1

Women U23 Team Sprint Qualifying / Qualifications

Results / Résultats

World Record: 46"852 RUSSIA (NATALIYA ANTONOVA, DARIA SHMELEVA, ANASTASIA VOINOVA) 11.11.2020 PLOVDIV (BUL)

Race distance: 3 laps

Rank	Team	1 Lap	2 Lap	Time	Speed
1	RUSSIAN FEDERATION	19.124(1)	33.481(1)	48.276	55.928 km/h
	55 ANDREEVA Ksenia		14.357(3)	14.794(2)	
	58 GRISHINA Serafima				
	59 TYSHCHENKO Yana				
2	GREAT BRITAIN	19.453(2)	33.670(2)	48.541	55.623 km/h
	28 BELL Lauren		14.217(2)	14.870(3)	
	24 RIDGE DAVIS Blaine				
	27 FINUCANE Emma				
3	GERMANY	19.931(4)	34.126(4)	48.902	55.212 km/h
	15 SPERLICH Christina		14.194(1)	14.775(1)	
	14 PROPSTER Alessa catriona				
	18 ALBERS Katharina				
4	POLAND	19.495(3)	34.106(3)	49.047	55.049 km/h
	46 SEREMAK Nikola		14.611(4)	14.941(4)	
	47 SIBIAK Nikola				
	50 PETRI Paulina				

Qualification rule: All teams proceed to the First round.

In First Round, the fastest team will race against the 4th fastest team and the 2nd fastest team will race against the 3rd fastest team. The winners of each heat will race for Gold and the others will race for Bronze.

Communiqué approved by the Secretary of the Commissaires Panel

17-22 August 2021

Communiqué n° 66

Women U23 Team Sprint
First Round/ Premier Tour
Start List / Liste de départ

World Record: 46"852 RUSSIA (NATALIYA ANTONOVA, DARIA SHMELEVA, ANASTASIA VOINOVA) 11.11.2020 PLOVDIV (BUL)

Race distance: 3 laps

World record: .000

Team

Heat 1 RUSSIAN FEDERATION

55 ANDREEVA Ksenia
58 GRISHINA Serafima
59 TYSHCHENKO Yana

POLAND

46 SEREMAK Nikola
47 SIBIAK Nikola
50 PETRI Paulina

Heat 2 GREAT BRITAIN

28 BELL Lauren
24 RIDGE DAVIS Blaine
27 FINUCANE Emma

GERMANY

15 SPERLICH Christina
14 PROPSTER Alessa catriona
18 ALBERS Katharina

Qualification rule: The winners of each heat will race for Gold and the others will race for Bronze.

Communiqué approved by the President of the Commissaires Panel _____

17-22 August 2021

Communiqué n° 67

Women U23 Team Sprint First Round/ Premier Tour

Results / Résultats

World Record: 46"852 RUSSIA (NATALIYA ANTONOVA, DARIA SHMELEVA, ANASTASIA VOINOVA) 11.11.2020 PLOVDIV (BUL)

Race distance: 3 laps

Heat 1	Team	1 Lap	2 Lap	Time	Diff
1	RUSSIAN FEDERATION	18.872(1)	33.258(1)	48.120	
	55 ANDREEVA Ksenia		14.386(1)	14.861(1)	
	58 GRISHINA Serafima				
	59 TYSHCHENKO Yana				
2	POLAND	19.483(2)	34.123(2)	49.067	
	46 SEREMAK Nikola		14.639(2)	14.943(2)	
	47 SIBIAK Nikola				
	50 PETRI Paulina				

Heat 2	Team	1 Lap	2 Lap	Time	Diff
1	GREAT BRITAIN	19.453(1)	33.652(1)	48.601	
	28 BELL Lauren		14.199(1)	14.949(1)	
	24 RIDGE DAVIS Blaine				
	27 FINUCANE Emma				
2	GERMANY	19.943(2)	34.193(2)	49.447	
	15 SPERLICH Christina		14.250(2)	15.254(2)	
	14 PROPSTER Alessa catriona				
	18 ALBERS Katharina				

Qualification rule: The winners of each heat will race for Gold and the others will race for Bronze.

Communiqué approved by the President of the Commissaires Panel

17-22 August 2021

Communiqué n° 68

Women U23 Team Sprint

Finals/ Finales

Start List / Liste de départ

World Record: 46"852 RUSSIA (NATALIYA ANTONOVA, DARIA SHMELEVA, ANASTASIA VOINOVA) 11.11.2020 PLOVDIV (BUL)

Race distance: 3 laps

World record: .000

Heat for Bronze	2	POLAND	POL
		46 SEREMAK Nikola	
		47 SIBIAK Nikola	
		50 PETRI Paulina	
	1	GERMANY	GER
		15 SPERLICH Christina	
		14 PROPSTER Alessa catriona	
		18 ALBERS Katharina	

Heat for Gold	3	RUSSIAN FEDERATION	RUS
		55 ANDREEVA Ksenia	
		58 GRISHINA Serafima	
		59 TYSHCHENKO Yana	
	4	GREAT BRITAIN	GBR
		28 BELL Lauren	
		24 RIDGE DAVIS Blaine	
		27 FINUCANE Emma	

Communiqué approved by the President of the Commissaires Panel _____

Women U23 Team Sprint
Results and Final Classification / Résultats et classement final

Results / Résultats

World Record: 46"852 RUSSIA (NATALIYA ANTONOVA, DARIA SHMELEVA, ANASTASIA VOINOVA) 11.11.2020 PLOVDIV (BUL)

Race distance: 3 laps

Medal	Rank	Team	Lap 1	Lap 2	Time
Gold	1	RUSSIAN FEDERATION	18.945(1)	33.401(1)	48.313
		55 ANDREEVA Ksenia		14.456(2)	14.911(1)
		58 GRISHINA Serafima			
		59 TYSHCHENKO Yana			
Silver	2	GREAT BRITAIN	19.421(2)	33.578(2)	48.590
		28 BELL Lauren		14.156(1)	15.012(2)
		24 RIDGE DAVIS Blaine			
		27 FINUCANE Emma			
Bronze	3	POLAND			49.251
		46 SEREMAK Nikola			49.251(1)
		47 SIBIAK Nikola			
	50 PETRI Paulina				
	4	GERMANY			49.382
		15 SPERLICH Christina			49.382(2)
		14 PROPSTER Alessa catriona			
		18 ALBERS Katharina			

Communiqué approved by the Secretary of the Commissaires Panel

17-22 August 2021

Communiqué n° 70A

Men U23 Team Sprint
Qualifying / Qualifications
Start List / Liste de départ

World Record: 41"225 NETHERLANDS (HOOGLAND JEFFREY, LAVREYSEN HARRIE, VAN DEN BERG ROY, BUCHLI MATTHIJS)
26.02.2020 BERLIN (GER)

Race distance: 3 laps

Heat	Team	
1	NETHERLANDS	NED
	69 VAN LOON Tijmen	
	65 KOOL Daan	
	66 ROMIJN Lars	
	GREAT BRITAIN	GBR
	42 FIELDING Alistair	
2	GERMANY	GER
	37 SCHIPPERT Paul	
	33 JAGER Julien	
3	UKRAINE	UKR
	109 DANYLCHUK Bohdan	
	111 DYDKO Mykhaylo yaroslav	
	114 DENYSENKO Vladyslav	
	RUSSIAN FEDERATION	RUS
85 KOMKOV Daniil		
116 NESTEROV Dmitry		
90 GLADYSHEV Ivan		
3	POLAND	POL
	79 SZTRAUCH Mateusz	
	76 BURAWSKI Konrad	
	78 KOWAL Lukasz	

Qualification rule: All teams proceed to 1st Round. In the 1st Round teams will be matched as follows:
The 1st fastest team against the 6th fastest team. The 2nd fastest team against the 5th fastest team. The 3rd fastest team against the 4th fastest team. The best two times among the winner of each heat will race for Gold and the best two times of the remaining teams will race for Bronze.

Communiqué approved by the Secretary of the Commissaires Panel

Report printed: 18/08/2021 09:26

SPORTS TIMING SOFTWARE www.veloresults.com

TCM v4 Page 1/1

Men U23 Team Sprint Qualifying / Qualifications

Results / Résultats

World Record: 41"225 NETHERLANDS (HOOGLAND JEFFREY, LAVREYSEN HARRIE, VAN DEN BERG ROY, BUCHLI MATTHIJS) 26.02.2020
BERLIN (GER)

Race distance: 3 laps

Rank	Team	1 Lap	2 Lap	Time	Speed
1	RUSSIAN FEDERATION	17.728(3)	30.808(2)	44.004	61.358 km/h
	85 KOMKOV Daniil		13.080(2)	13.196(1)	
	116 NESTEROV Dmitry				
	90 GLADYSHEV Ivan				
2	GREAT BRITAIN	17.467(1)	30.280(1)	44.291	60.960 km/h
	42 FIELDING Alistair		12.813(1)	14.011(4)	
	43 TURNBULL Hamish				
	45 BUNTING James				
3	GERMANY	17.719(2)	31.357(4)	44.853	60.196 km/h
	37 SCHIPPERT Paul		13.638(6)	13.496(2)	
	33 JAGER Julien				
	31 HOHNE Anton				
4	POLAND	18.037(4)	31.256(3)	45.164	59.782 km/h
	79 SZTRAUCH Mateusz		13.219(3)	13.907(3)	
	76 BURAWSKI Konrad				
	78 KOWAL Lukasz				
5	NETHERLANDS	18.114(5)	31.461(5)	45.525	59.308 km/h
	69 VAN LOON Tijmen		13.346(4)	14.064(5)	
	65 KOOL Daan				
	66 ROMIJN Lars				
6	UKRAINE	18.640(6)	32.037(6)	46.182	58.464 km/h
	109 DANYLCHUK Bohdan		13.397(5)	14.144(6)	
	111 DYDKO Mykhaylo yaroslav				
	114 DENYSENKO Vladyslav				

Qualification rule: All teams proceed to 1st Round. In the 1st Round teams will be matched as follows: The 1st fastest team against the 6th fastest team. The 2nd fastest team against the 5th fastest team. The 3rd fastest team against the 4th fastest team. The best two times among the winner of each heat will race for Gold and the best two times of the remaining teams will race for Bronze.

Communiqué approved by the Secretary of the Commissaires Panel

17-22 August 2021

Communiqué n° 72B

Men U23 Team Sprint
First Round/ Premier Tour
Start List / Liste de départ

World Record: 41"225 NETHERLANDS (HOGLAND JEFFREY, LAVREYSEN HARRIE, VAN DEN BERG ROY, BUCHLI MATTHIJS)
26.02.2020 BERLIN (GER)
Race distance: 3 laps

Team

Heat 1 RUSSIAN FEDERATION

85 KOMKOV Daniil
116 NESTEROV Dmitry
93 ROSTOV Pavel

UKRAINE

109 DANYLCHUK Bohdan
111 DYDKO Mykhaylo yaroslav
114 DENYSENKO Vladyslav

Heat 2 GREAT BRITAIN

42 FIELDING Alistair
43 TURNBULL Hamish
44 NORRIS Hayden

NETHERLANDS

69 VAN LOON Tijmen
65 KOOL Daan
66 ROMIJN Lars

Heat 3 GERMANY

37 SCHIPPERT Paul
33 JAGER Julien
31 HOHNE Anton

POLAND

72 ROCHNA Daniel
76 BURAWSKI Konrad
78 KOWAL Lukasz

Qualification rule: The best two times among the winner of each heat will race for Gold and the best two times of the remaining teams will race for Bronze.

Communiqué approved by the President of the Commissaires Panel _____

17-22 August 2021

Communiqué n° 73

Men U23 Team Sprint
First Round/ Premier Tour

Results / Résultats

World Record: 41"225 NETHERLANDS (HOOGLAND JEFFREY, LAVREYSEN HARRIE, VAN DEN BERG ROY, BUCHLI MATTHIJS) 26.02.2020
BERLIN (GER)

Race distance: 3 laps

Heat 1	Team	1 Lap	2 Lap	Time	Diff
1	RUSSIAN FEDERATION	17.775(1)	31.041(1)	44.445	
	85 KOMKOV Daniil		13.265(1)	13.404(1)	
	116 NESTEROV Dmitry				
	93 ROSTOV Pavel				
2	UKRAINE	18.553(2)	32.190(2)	46.661	
	109 DANYLCHUK Bohdan		13.637(2)	14.470(2)	
	111 DYDKO Mykhaylo yaroslav				
	114 DENYSENKO Vladyslav				

Heat 2	Team	1 Lap	2 Lap	Time	Diff
1	GREAT BRITAIN	11.879(1)	25.286(1)	43.776	
	42 FIELDING Alistair		13.406(2)	18.490(2)	
	43 TURNBULL Hamish				
	44 NORRIS Hayden				
2	NETHERLANDS	17.979(2)	30.965(2)	46.195	
	69 VAN LOON Tijmen		12.985(1)	15.229(1)	
	65 KOOL Daan				
	66 ROMIJN Lars				

Heat 3	Team	1 Lap	2 Lap	Time	Diff
1	GERMANY	17.793(1)	30.998(1)	44.237	
	37 SCHIPPERT Paul		13.204(1)	13.239(2)	
	33 JAGER Julien				
	31 HOHNE Anton				
2	POLAND	18.043(2)	31.292(2)	44.507	
	72 ROCHNA Daniel		13.248(2)	13.215(1)	
	76 BURAWSKI Konrad				
	78 KOWAL Lukasz				

Qualification rule: The best two times among the winner of each heat will race for Gold and the best two times of the remaining teams will race for Bronze.

Communiqué approved by the President of the Commissaires Panel

Report printed: 18/08/2021 16:17

17-22 August 2021

Communiqué n° 74

Men U23 Team Sprint

Finals/ Finales

Start List / Liste de départ

World Record: 41"225 NETHERLANDS (HOOGLAND JEFFREY, LAVREYSEN HARRIE, VAN DEN BERG ROY, BUCHLI MATTHIJS)

26.02.2020 BERLIN (GER)

Race distance: 3 laps

World record: .000

Heat for Bronze	5	RUSSIAN FEDERATION	RUS
		85 KOMKOV Daniil	
		116 NESTEROV Dmitry	
		93 ROSTOV Pavel	
	6	POLAND	POL
		72 ROCHNA Daniel	
		76 BURAWSKI Konrad	
		78 KOWAL Lukasz	
Heat for Gold	2	GREAT BRITAIN	GBR
		42 FIELDING Alistair	
		43 TURNBULL Hamish	
		44 NORRIS Hayden	
	3	GERMANY	GER
		37 SCHIPPERT Paul	
		33 JAGER Julien	
		31 HOHNE Anton	

Communiqué approved by the President of the Commissaires Panel

Men U23 Team Sprint Results and Final Classification / Résultats et classement final

Results / Résultats

World Record: 41"225 NETHERLANDS (HOOGLAND JEFFREY, LAVREYSEN HARRIE, VAN DEN BERG ROY, BUCHLI MATTHIJS) 26.02.2020
BERLIN (GER)

Race distance: 3 laps

Medal	Rank	Team	Lap 1	Lap 2	Time
Gold	1	GREAT BRITAIN	17.248(1)	30.375(1) 13.127(2)	43.962 13.586(2)
		42 FIELDING Alistair			
		43 TURNBULL Hamish			
		44 NORRIS Hayden			
Silver	2	GERMANY	18.083(2)	31.100(2) 13.016(1)	44.522 13.421(1)
		37 SCHIPPERT Paul			
		33 JAGER Julien			
		31 HOHNE Anton			
Bronze	3	RUSSIAN FEDERATION	17.697(1)	30.841(1) 13.143(1)	44.256 13.415(2)
		85 KOMKOV Daniil			
		116 NESTEROV Dmitry			
		93 ROSTOV Pavel			
	4	POLAND	18.139(2)	31.475(2) 13.336(2)	44.818 13.342(1)
		72 ROCHNA Daniel			
		76 BURAWSKI Konrad			
		78 KOWAL Lukasz			
	5	NETHERLANDS			
		69 VAN LOON Tijmen			
		65 KOOL Daan			
		66 ROMIJN Lars			
	6	UKRAINE			
		109 DANYLCHUK Bohdan			
		111 DYDKO Mykhaylo yaroslav			
		114 DENYSENKO Vladyslav			

Communiqué approved by the Secretary of the Commissaires Panel

Women Junior Sprint Qualification

Qualifying / Qualifications

Start List / Liste de départ

World Record: 9"738 STEFAN RITTER (CAN) 07.10.2016 AGUASCALIENTES (MEX)

Race distance: 200m flying start

Heat	Bib	Name	Team
1	4	WITTEVRONGEL Lani	BELGIUM
2	50	PACCALINI Alessia	ITALY
3	54	BACCHETTINI Rebecca	ITALY
4	28	MOIR Iona	GREAT BRITAIN
5	33	EDMUNDS Rhian	GREAT BRITAIN
6	22	ORGAMBIDE SAGARDOY Saioa	SPAIN
7	41	JAGER Lara sophie	GERMANY
8	13	PETERKOVA Sara katerina	CZECH REPUBLIC
9	8	JABORNIKOVA Anna	CZECH REPUBLIC
10	35	SCHNEIDER Clara	GERMANY
11	68	WEZYK Natalia	POLAND
12	77	BOGOMOLOVA Elizaveta	RUSSIAN FEDERATION
13	66	BLASZCZAK Joanna	POLAND
14	75	LYSENKO Alina	RUSSIAN FEDERATION
15	85	BILETSKA Alla	UKRAINE

Qualification rule: The best time goes directly to 1/4 finals and the rest will race in 1/8 finals (7 heats)

Communiqué approved by the Secretary of the Commissaires Panel _____

17-22 August 2021

Communiqué n° 77

Women Junior Sprint Qualification

Final

Results / Résultats

World Record: 9"738 STEFAN RITTER (CAN) 07.10.2016 AGUASCALIENTES (MEX)

Race distance: 200m flying start

Rank	Bib	Name	Team	100m	Time	Speed
1	33	EDMUNDS Rhian	GREAT BRITAIN	5.402(1)	10.902 5.500(1)	66.042 km/h
2	75	LYSENKO Alina	RUSSIAN FEDERATIO	5.533(2)	11.145 5.612(2)	64.602 km/h
3	28	MOIR Iona	GREAT BRITAIN	5.611(3)	11.327 5.716(4)	63.564 km/h
4	35	SCHNEIDER Clara	GERMANY	5.639(5)	11.340 5.700(3)	63.492 km/h
5	85	BILETSKA Alla	UKRAINE	5.636(4)	11.437 5.801(5)	62.953 km/h
6	77	BOGOMOLOVA Elizaveta	RUSSIAN FEDERATIO	5.697(6)	11.610 5.913(6)	62.015 km/h
7	41	JAGER Lara sophie	GERMANY	5.788(7)	11.764 5.976(7)	61.203 km/h
8	54	BACCHETTINI Rebecca	ITALY	5.794(8)	11.835 6.040(9)	60.836 km/h
9	8	JABORNIKOVA Anna	CZECH REPUBLIC	5.815(9)	11.839 6.024(8)	60.815 km/h
10	66	BLASZCZAK Joanna	POLAND	5.824(10)	11.885 6.061(10)	60.580 km/h
11	13	PETERKOVA Sara katerina	CZECH REPUBLIC	5.826(11)	11.923 6.097(11)	60.387 km/h
12	4	WITTEVRONGEL Lani	BELGIUM	5.884(12)	11.985 6.100(12)	60.075 km/h
13	50	PACCALINI Alessia	ITALY		12.113 12.113(15)	59.440 km/h
14	68	WEZYK Natalia	POLAND	6.079(13)	12.452 6.373(14)	57.822 km/h
15	22	ORGAMBIDE SAGARDOY Saioa	SPAIN	6.152(14)	12.470 6.317(13)	57.738 km/h

Qualification rule: The best time goes directly to 1/4 finals and the rest will race in 1/8 finals (7 heats)

Communiqué approved by the Secretary of the Commissaires Panel _____

Report printed: 18/08/2021 10:48

SPORTS TIMING SOFTWARE www.veloresults.com

TCM v4 Page 1/1

17-22 August 2021

Communiqué n° 78

Women Junior Sprint Start List / Liste de départ

1/8 Finals Heat	Bib	Name	Team
1/8 Finals Heat 1	75	LYSENKO Alina	RUSSIAN FEDERATION
	22	ORGAMBIDE SAGARDOY Saioa	SPAIN
1/8 Finals Heat 2	28	MOIR Iona	GREAT BRITAIN
	68	WEZYK Natalia	POLAND
1/8 Finals Heat 3	35	SCHNEIDER Clara	GERMANY
	50	PACCALINI Alessia	ITALY
1/8 Finals Heat 4	85	BILETSKA Alla	UKRAINE
	4	WITTEVRONGEL Lani	BELGIUM
1/8 Finals Heat 5	77	BOGOMOLOVA Elizaveta	RUSSIAN FEDERATION
	13	PETERKOVA Sara katerina	CZECH REPUBLIC
1/8 Finals Heat 6	41	JAGER Lara sophie	GERMANY
	66	BLASZCZAK Joanna	POLAND
1/8 Finals Heat 7	54	BACCHETTINI Rebecca	ITALY
	8	JABORNIKOVA Anna	CZECH REPUBLIC

Communiqué approved by the Secretary of the Commissaires Panel

17-22 August 2021

Communiqué n° 79

Women Junior Sprint Results / Résultats

Place	Bib	Name	Team		
1/8 Finals Heat 1					
1	75	LYSENKO Alina	RUSSIAN FEDERATION	X	Time:12.291
2	22	ORGAMBIDE SAGARDOY Sai	SPAIN		Speed: 58.579km/h
1/8 Finals Heat 2					
1	28	MOIR Iona	GREAT BRITAIN	X	Time:12.088
2	68	WEZYK Natalia	POLAND		Speed: 59.563km/h
1/8 Finals Heat 3					
1	35	SCHNEIDER Clara	GERMANY	X	Time:11.982
2	50	PACCALINI Alessia	ITALY		Speed: 60.09km/h
1/8 Finals Heat 4					
1	85	BILETSKA Alla	UKRAINE	X	Time:12.257
2	4	WITTEVRONGEL Lani	BELGIUM		Speed: 58.741km/h
1/8 Finals Heat 5					
1	77	BOGOMOLOVA Elizaveta	RUSSIAN FEDERATION	X	Time:12.379
2	13	PETERKOVA Sara katerina	CZECH REPUBLIC		Speed: 58.163km/h
1/8 Finals Heat 6					
1	41	JAGER Lara sophie	GERMANY	X	Time:12.000
2	66	BLASZCZAK Joanna	POLAND		Speed: 60km/h
1/8 Finals Heat 7					
1	54	BACCHETTINI Rebecca	ITALY	X	Time:12.625
2	8	JABORNIKOVA Anna	CZECH REPUBLIC		Speed: 57.029km/h

Communiqué approved by the Secretary of the Commissaires Panel

Report printed: 18/08/2021 12:24

TCT v2.0 Page 1/1

17-22 August 2021

Communiqué n° 80

Women Junior Sprint Start List / Liste de départ

1/4 Finals Heat 1	Bib	Name	Team
	33	EDMUNDS Rhian	GREAT BRITAIN
	54	BACCHETTINI Rebecca	ITALY
1/4 Finals Heat 2	Bib	Name	Team
	75	LYSENKO Alina	RUSSIAN FEDERATION
	41	JAGER Lara sophie	GERMANY
1/4 Finals Heat 3	Bib	Name	Team
	28	MOIR Iona	GREAT BRITAIN
	77	BOGOMOLOVA Elizaveta	RUSSIAN FEDERATION
1/4 Finals Heat 4	Bib	Name	Team
	35	SCHNEIDER Clara	GERMANY
	85	BILETSKA Alla	UKRAINE

Communiqué approved by the Secretary of the Commissaires Panel

17-22 August 2021

Communiqué n° 81

Women Junior Sprint Results / Résultats

Place	Bib	Name	Team	Race 1	Race 2	Decider
1/4 Finals Heat 1						
1	33	EDMUNDS Rhian	GREAT BRITAIN	X	X	
2	54	BACCHETTINI Rebecca	ITALY			
				Time:11.769 61.177km/h	Time:11.295 63.745km/h	
1/4 Finals Heat 2						
1	75	LYSENKO Alina	RUSSIAN FEDERATION	X	X	
2	41	JAGER Lara sophie	GERMANY			
				Time:11.454 62.86km/h	Time:11.652 61.791km/h	
1/4 Finals Heat 3						
1	28	MOIR Iona	GREAT BRITAIN	X		X
2	77	BOGOMOLOVA Elizaveta	RUSSIAN FEDERATION		X	
				Time:11.617 61.978km/h	Time:12.555 57.347km/h	Time:12.355 61.978km/h
1/4 Finals Heat 4						
1	35	SCHNEIDER Clara	GERMANY	X	X	
2	85	BILETSKA Alla	UKRAINE			
				Time:18.155 39.658km/h	Time:11.314 63.637km/h	

Communiqué approved by the Secretary of the Commissaires Panel

Report printed: 18/08/2021 18:58

TCT v2.0 Page 1/1

17-22 August 2021

Communiqué n° 82

Women Junior Sprint Start List / Liste de départ

Semifinals Heat 1	Bib	Name	Team
	33	EDMUNDS Rhian	GREAT BRITAIN
	35	SCHNEIDER Clara	GERMANY

Semifinals Heat 2	Bib	Name	Team
	75	LYSENKO Alina	RUSSIAN FEDERATION
	28	MOIR Iona	GREAT BRITAIN

Communiqué approved by the Secretary of the Commissaires Panel

17-22 August 2021

Communiqué n° 83

Women Junior Sprint Results / Résultats

Place	Bib	Name	Team	Race 1	Race 2	Decider
Semifinals Heat 1						
1	33	EDMUNDS Rhian	GREAT BRITAIN	X	X	
2	35	SCHNEIDER Clara	GERMANY			
				Time:11.355 63.408km/h	Time:11.787 61.084km/h	
Semifinals Heat 2						
1	75	LYSENKO Alina	RUSSIAN FEDERATION	X	X	
2	28	MOIR Iona	GREAT BRITAIN			
				Time:11.413 63.085km/h	Time:11.277 63.846km/h	

Communiqué approved by the Secretary of the Commissaires Panel

Report printed: 19/08/2021 17:43

TCT v2.0 Page 1/1

17-22 August 2021

Communiqué n° 84

Women Junior Sprint Start List / Liste de départ

Final for Bronze	Bib	Name	Team
	35	SCHNEIDER Clara	GERMANY
	28	MOIR Iona	GREAT BRITAIN

Final for Gold	Bib	Name	Team
	33	EDMUNDS Rhian	GREAT BRITAIN
	75	LYSENKO Alina	RUSSIAN FEDERATION

Communiqué approved by the Secretary of the Commissaires Panel

17-22 August 2021

Communiqué n° 85

Women Junior Sprint Results / Résultats

Place	Bib	Name	Team	Race 1	Race 2	Decider
Final for Bronze						
1	28	MOIR Iona	GREAT BRITAIN	X	X	
2	35	SCHNEIDER Clara	GERMANY			
				Time:11.566 62.251km/h	Time:11.643 61.839km/h	
Final for Gold						
1	75	LYSENKO Alina	RUSSIAN FEDERATION	X	X	
2	33	EDMUNDS Rhian	GREAT BRITAIN			
				Time:11.402 63.146km/h	Time:11.418 63.058km/h	

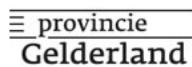
Communiqué approved by the Secretary of the Commissaires Panel

Report printed: 19/08/2021 21:13

TCT v2.0 Page 1/1



Ministerie van Volksgezondheid,
Welzijn en Sport



MAAKT
WIELERDROMEN
WAAR



Women Junior Sprint
Final Classification / Classement Final

Rank	Bib	Rider	Team	UCI ID
1	75	LYSENKO, Alina	RUSSIAN FEDERATION	10090187550
2	33	EDMUNDS, Rhian	GREAT BRITAIN	10096737777
3	28	MOIR, Iona	GREAT BRITAIN	10064562978
4	35	SCHNEIDER, Clara	GERMANY	10036382155
5	85	BILETSKA, Alla	UKRAINE	10075826193
6	77	BOGOMOLOVA, Elizaveta	RUSSIAN FEDERATION	10078794700
7	41	JAGER, Lara sophie	GERMANY	10036443183
8	54	BACCHETTINI, Rebecca	ITALY	10031371703
9	8	JABORNIKOVA, Anna	CZECH REPUBLIC	10047309712
10	66	BLASZCZAK, Joanna	POLAND	10052493754
11	13	PETERKOVA, Sara katerina	CZECH REPUBLIC	10047405904
12	4	WITTEVRONGEL, Lani	BELGIUM	10065064954
13	50	PACCALINI, Alessia	ITALY	10028762605
14	68	WEZYK, Natalia	POLAND	10053904294
15	22	ORGAMBIDE SAGARDOY, Saioa	SPAIN	10043261778

Communiqué approved by the Secretary of the Commissaires Panel

Women U23 Team Pursuit
Qualifying / Qualifications
Start List / Liste de départ

World Record: 4'10"236 GREAT BRITAIN (KATIE ARCHIBALD, ELINOR BARKER, ROWSELL-SHAND JOANNA, TROTT LAURA)
13.08.2016 RIO (BRA)
Race distance: 4000m

Heat	Team	
1	NETHERLANDS	NED
	37 VAN DER HULST Amber	
	39 UNEKEN Lonneke	
	41 RAAIJMAKERS Marit	
	42 DE ZOETE Mylene	
2	SPAIN	ESP
	62 ANGUELA YAGUEZ Eva	
	63 RODRIGUEZ CORDERO Laura	
	64 BANLLES SANTAMARIA Maria	
	65 AMONDARAIN GAZTANAGA Naia	
3	POLAND	POL
	45 KOWALSKA Julia	
	48 WIELOWSKA Nikola	
	52 OLEJNICZAK Zuzanna	
	51 POLAK Wiktoria	
4	BELARUS	BEL
	1 SALAUYEVA Aksana	
	2 ABRAMENKA Alina	
	3 LEBEDZ Dziyana	
	5 KIPTSİKAVA Nastassia	
5	GERMANY	GER
	16 HEITZMANN Dorothea	
	19 HECHLER Katharina	
	20 TEUTENBERG Lea lin	
	21 REIBNER Lena charlotte	
6	ITALY	ITA
	32 CONSONNI Chiara	
	33 GASPARRINI Eleonora camilla	
	35 FIDANZA Martina	
	36 ZANARDI Silvia	
7	GREAT BRITAIN	GBR
	22 SMITH Abi	
	25 BARNWELL Ella	
	26 KING Eluned	
	29 LEWIS Sophie	

17-22 August 2021

Communiqué n° 87A

Women U23 Team Pursuit
Qualifying / Qualifications
Start List / Liste de départ

World Record: 4'10"236 GREAT BRITAIN (KATIE ARCHIBALD, ELINOR BARKER, ROWSELL-SHAND JOANNA, TROTT LAURA)
13.08.2016 RIO (BRA)
Race distance: 4000m

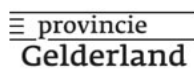
Qualification rule: All teams proceed to 1st Round. In the 1st Round teams will be matched as follows:
The 7th fastest team alone.
The 1st fastest team against the 6th fastest team. The 2nd fastest team against the 5th fastest team. The 3rd fastest team against the 4th fastest team. The best two times among the winner of each heat will race for Gold and the best two times of the remaining including place 7 of the qualification teams will race for Bronze.

Communiqué approved by the Secretary of the Commissaires Panel

Report printed: 18/08/2021 10:32

SPORTS TIMING SOFTWARE www.veloresults.com

TCM v4 Page 2/2



Women U23 Team Pursuit
Qualifying / Qualifications
Results / Résultats

World Record: 4'10"236 GREAT BRITAIN (KATIE ARCHIBALD, ELINOR BARKER, ROWSELL-SHAND JOANNA, TROTT LAURA) 13.08.2016 RIO (BRA)

Race distance: 4000m

Rank			1000m	2000m	3000m	Time	Speed
1	6 ITALY	ITA	1:10.854(2)	2:16.035(1) 1:05.181(2)	3:20.290(1) 1:04.254(2)	4:24.560 1:04.270(1)	54.429 km/h
	32 CONSONNI Chiara 33 GASPARRINI Eleonora camilla 35 FIDANZA Martina 36 ZANARDI Silvia						
2	7 GREAT BRITAIN	GBR	1:11.202(3)	2:16.176(2) 1:04.974(1)	3:22.742(2) 1:06.565(4)	4:29.374 1:06.631(2)	53.457 km/h
	22 SMITH Abi 25 BARNWELL Ella 26 KING Eluned 29 LEWIS Sophie						
3	1 NETHERLANDS	NED	1:12.266(5)	2:17.733(3) 1:05.466(3)	3:23.750(3) 1:06.017(3)	4:30.836 1:07.085(3)	53.168 km/h
	37 VAN DER HULST Amber 39 UNEKEN Lonneke 41 RAAIJMAKERS Marit 42 DE ZOETE Mylene						
4	4 BELARUS	BLR		22:52.988(7) 22:52.988(7)	0.000(7) (1)	4:35.762 4:35.762(7)	52.218 km/h
	1 SALAUYEVA Aksana 2 ABRAMENKA Alina 3 LEBEDZ Dzyana 5 KIPTSİKAVA Nastassia						
5	5 GERMANY	GER	1:11.718(4)	2:18.807(4) 1:07.089(4)	3:26.933(4) 1:08.125(5)	4:36.272 1:09.338(4)	52.122 km/h
	16 HEITZMANN Dorothea 19 HECHLER Katharina 20 TEUTENBERG Lea lin 21 REIBNER Lena charlotte						
6	3 POLAND	POL	1:10.818(1)	2:21.512(5) 1:10.694(6)	3:33.795(5) 1:12.282(7)	4:46.113 1:12.317(5)	50.329 km/h
	45 KOWALSKA Julia 48 WIELOWSKA Nikola 52 OLEJNICZAK Zuzanna 51 POLAK Wiktoria						
7	2 SPAIN	ESP	1:15.046(6)	2:25.534(6) 1:10.488(5)	3:36.839(6) 1:11.305(6)	4:51.399 1:14.559(6)	49.416 km/h
	62 ANGUELA YAGUEZ Eva 63 RODRIGUEZ CORDERO Laura 64 BANLLES SANTAMARIA Maria 65 AMONDARAIN GAZTANAGA Naia						

Qualification rule: All teams proceed to the First round as follows: the 7th team alone. The 5th fastest team against the 6th fastest team. The 2nd fastest team against the 3rd fastest team. The fastest team against the 4th fastest team. The winners of heats 3 and 4 in the First round ride the final for the gold and silver medals. The remaining four teams will be ranked by their times in the First round and will be paired as follows: The two fastest teams ride the final for the bronze medal.

Communiqué approved by the President of the Commissaires Panel

17-22 August 2021

Communiqué n° 89B

Women U23 Team Pursuit
First Round/ Premier Tour
Start List / Liste de départ

World Record: 4'10"236 GREAT BRITAIN (KATIE ARCHIBALD, ELINOR BARKER, ROWSELL-SHAND JOANNA, TROTT LAURA)
13.08.2016 RIO (BRA)
Race distance: 4000m

Team

Heat 1

SPAIN

- 62 ANGUELA YAGUEZ Eva
- 63 RODRIGUEZ CORDERO Laura
- 64 BANLLES SANTAMARIA Maria
- 65 AMONDARAIN GAZTANAGA Naia

Heat 2

GERMANY

- 16 HEITZMANN Dorothea
- 19 HECHLER Katharina
- 20 TEUTENBERG Lea lin
- 21 REIBNER Lena charlotte

POLAND

- 49 MAJEWSKA Oliwia
- 48 WIELOWSKA Nikola
- 52 OLEJNICZAK Zuzanna
- 51 POLAK Wiktorja

Heat 3

GREAT BRITAIN

- 22 SMITH Abi
- 25 BARNWELL Ella
- 26 KING Eluned
- 29 LEWIS Sophie

NETHERLANDS

- 37 VAN DER HULST Amber
- 39 UNEKEN Lonneke
- 41 RAAIJMAKERS Marit
- 42 DE ZOETE Mylene

Heat 4

ITALY

- 32 CONSONNI Chiara
- 33 GASPARRINI Eleonora camilla
- 35 FIDANZA Martina
- 36 ZANARDI Silvia

BELARUS

- 1 SALAUYEVA Aksana
- 2 ABRAMENKA Alina
- 3 LEBEDZ Dziyana
- 5 KIPTSIVAYA Nastassia

Qualification rule: The winners of heats 3 and 4 in the First round ride the final for the gold and silver medals. The remaining four teams will be ranked by their times in the First round and will be paired as follows: The two fastest teams ride the final for the bronze medal.

Communiqué approved by the President of the Commissaires Panel

Women U23 Team Pursuit
First Round/ Premier Tour

Results / Résultats

World Record: 4'10"236 GREAT BRITAIN (KATIE ARCHIBALD, ELINOR BARKER, ROWSELL-SHAND JOANNA, TROTT LAURA) 13.08.2016 RIO (BRA)

Race distance: 4000m

Heat 1	Team	1km	2km	3km	Time	Diff
1	SPAIN	1:13.268(1)	2:23.684(1)	3:35.754(1)	4:47.995	
	62 ANGUELA YAGUEZ Eva		1:10.415(1)	1:12.069(1)	1:12.241(1)	
	63 RODRIGUEZ CORDERO Laura					
	64 BANLLES SANTAMARIA Maria					
	65 AMONDARAIN GAZTANAGA Naia					

2

Heat 2	Team	1km	2km	3km	Time	Diff
1	GERMANY	1:10.146(1)	2:15.802(1)	3:22.548(1)	4:33.594	
	16 HEITZMANN Dorothea		1:05.656(1)	1:06.746(1)	1:11.045(1)	
	19 HECHLER Katharina					
	20 TEUTENBERG Lea lin					
	21 REIBNER Lena charlotte					
2	POLAND	1:11.448(2)	2:20.417(2)	3:31.813(2)	4:43.124	
	49 MAJEWSKA Oliwia		1:08.969(2)	1:11.395(2)	1:11.311(2)	
	48 WIELOWSKA Nikola					
	52 OLEJNICZAK Zuzanna					
	51 POLAK Wiktoria					

Heat 3	Team	1km	2km	3km	Time	Diff
1	GREAT BRITAIN	1:11.076(2)	2:15.302(1)	3:21.238(2)	4:27.101	
	22 SMITH Abi		1:04.226(1)	1:05.935(2)	1:05.863(1)	
	25 BARNWELL Ella					
	26 KING Eluned					
	29 LEWIS Sophie					
2	NETHERLANDS	1:10.987(1)	2:15.778(2)	3:21.099(1)	4:28.956	
	37 VAN DER HULST Amber		1:04.791(2)	1:05.320(1)	1:07.857(2)	
	39 UNEKEN Lonneke					
	41 RAAIJMAKERS Marit					
	42 DE ZOETE Mylene					

Heat 4	Team	1km	2km	3km	Time	Diff
1	ITALY				Win	
	32 CONSONNI Chiara					
	33 GASPARRINI Eleonora camilla					
	35 FIDANZA Martina					
	36 ZANARDI Silvia					
2	BELARUS	1:11.349(2)	2:16.897(2)	3:20.611(2)	4:34.570(OVL)	
	1 SALAUYEVA Aksana		1:05.547(2)	1:03.714(2)	1:13.958(1)	
	2 ABRAMENKA Alina					
	3 LEBEDZ Dziyana					
	5 KIPTSİKAVA Nastassia					

Qualification rule: The winners of heats 3 and 4 in the First round ride the final for the gold and silver medals. The remaining four teams will be ranked by their times in the First round and will be paired as follows: The two fastest

Women U23 Team Pursuit First Round/ Premier Tour

Results / Résultats

World Record: 4'10"236 GREAT BRITAIN (KATIE ARCHIBALD, ELINOR BARKER, ROWSELL-SHAND JOANNA, TROTT LAURA) 13.08.2016 RIO (BRA)

Race distance: 4000m

teams ride the final for the bronze medal.

Communiqué approved by the President of the Commissaires Panel

Women U23 Team Pursuit

Finals/ Finales

Start List / Liste de départ

World Record: 4'10"236 GREAT BRITAIN (KATIE ARCHIBALD, ELINOR BARKER, ROWSELL-SHAND JOANNA, TROTT LAURA)

13.08.2016 RIO (BRA)

Race distance: 4000m

World record: .000

Heat for Bronze	1	NETHERLANDS	NED
		37 VAN DER HULST Amber	
		39 UNEKEN Lonneke	
		41 RAAIJMAKERS Marit	
		42 DE ZOETE Mylene	
	5	GERMANY	GER
		16 HEITZMANN Dorothea	
		19 HECHLER Katharina	
		20 TEUTENBERG Lea lin	
		42 SIGMUND Marla	
Heat for Gold	6	ITALY	ITA
		32 CONSONNI Chiara	
		33 GASPARRINI Eleonora camilla	
		35 FIDANZA Martina	
		36 ZANARDI Silvia	
	7	GREAT BRITAIN	GBR
		22 SMITH Abi	
		25 BARNWELL Ella	
		26 KING Eluned	
		29 LEWIS Sophie	

Communiqué approved by the President of the Commissaires Panel

Women U23 Team Pursuit
Results and Final Classification / Résultats et classement final

Results / Résultats

World Record: 4'10"236 GREAT BRITAIN (KATIE ARCHIBALD, ELINOR BARKER, ROWSELL-SHAND JOANNA, TROTT LAURA) 13.08.2016 RIO (BRA)

Race distance: 4000m

Medal	Rank	Team	1000m	2000m	3000m	Time	Speed
Gold	1	ITALY ITA					
		32 CONSONNI Chiara					
		33 GASPARRINI Eleonora Camilla					
		35 FIDANZA Martina					
		36 ZANARDI Silvia					
Silver	2	GREAT BRITAIN GBR				OVL	
		22 SMITH Abi					
		25 BARNWELL Ella					
		26 KING Eluned					
		29 LEWIS Sophie					
Bronze	3	NETHERLANDS NED	1:10.683(1)	2:14.917(1)	3:20.432(1)	4:30.284	
		37 VAN DER HULST Amber		1:04.234(1)	1:05.514(1)	1:09.851(1)	
		39 UNEKEN Lonneke RAAIJMAKERS					
		41 Marit					
		42 DE ZOETE Mylene					
	4	GERMANY GER	1:11.631(2)	2:17.297(2)	3:25.720(2)	4:37.518	
		16 HEITZMANN Dorothea		1:05.665(2)	1:08.423(2)	1:11.797(2)	
		19 HECHLER Katharina					
		20 TEUTENBERG Lea lin					
		42 SIGMUND Marla					
	5	BELARUS BLR					
		1 SALAUYEVA Aksana					
		2 ABRAMENKA Alina					
		3 LEBEDZ Dziyana					
		5 KIPTSİKAVA Nastassia					
	6	POLAND POL					
		49 MAJEWSKA Oliwia					
		48 WIELOWSKA Nikola					
		52 OLEJNICZAK Zuzanna					
		51 POLAK Wiktoria					
	7	SPAIN ESP					
		62 ANGUELA YAGUEZ Eva					
		63 RODRIGUEZ CORDERO Laura					
		64 BANLLES SANTAMARIA Maria					
		65 AMONDARAIN GAZTANAGA Naia					

Communiqué approved by the President of the Commissaires Panel

Report printed: 19/08/2021 20:49

TCT v1.1 Page 1/1

Men U23 Team Pursuit
Qualifying / Qualifications
Start List / Liste de départ

World Record: 3'44"672 DENMARK (HANSEN LASSE NORMAN, JOHANSEN JULIUS, MADSEN FREDRIK RODENBERG, PEDERSEN RASMUS) 27.02.2020 BERLIN (GER)

Race distance: 4000m

Heat	Team	
1	POLAND	POL
	71 WOZNIAK Adam	
	75 MAJEWSKI Kacper	
	77 TRZESOWSKI Konrad	
	80 FRATCZAK Radoslaw	
2	BELGIUM	BEL
	11 VAN MULDERs Brent	
	13 POLLEFLIET Gianluca	
	14 VANDENBRANDEN Noah	
	15 DENS Tuur	
3	FRANCE	FRA
	24 PARDON Florian	
	28 TABELLION Valentin	
	23 PETIT Clement	
	25 HAMON Nicolas	
4	GREAT BRITAIN	GBR
	41 GEORGE Alfred	
	46 RUSHBY Max	
	48 BRITTON Rhys	
	49 TIDBALL William	
5	UKRAINE	UKR
	110 TSARENKO Kyrylo	
	112 YAKOVLEV Mykyta	
	113 SMETANIUK Oleksandr	
	115 KOZAKOV Yaroslav	
6	BELARUS	BLR
	4 HLOVA Aliaksandr	
	5 SHMANTSAR Aliakseï	
	6 KIRYIEVICH Artur	
	8 MAZUR Dzianis	
7	RUSSIAN FEDERATION	RUS
	88 IGOSHEV Egor	
	89 SHCHEGOLKOV Ilia	
	91 NOVOLODSKII Ivan	
	94 SHICHKIN Vlas	

17-22 August 2021

Communiqué n° 93A

Men U23 Team Pursuit
Qualifying / Qualifications
Start List / Liste de départ

World Record: 3'44"672 DENMARK (HANSEN LASSE NORMAN, JOHANSEN JULIUS, MADSEN FREDRIK RODENBERG, PEDERSEN RASMUS) 27.02.2020 BERLIN (GER)

Race distance: 4000m

Heat	Team	
8	GERMANY	GER
	32 GROB Franz	
	35 KRETSCHY Moritz	
	36 HEINRICH Nicolas	
	40 BUCK GRAMCKO Tobias	
9	SWITZERLAND	SUI
	101 TENDON Arnaud	
	104 WEISS Fabian	
	105 SCHMID Mauro	
	106 DE LISI Nicolo	
10	ITALY	ITA
	57 BOSCARO Davide	
	58 UMBRI Gidas	
	62 GALLI Niccolo	
	64 NENCINI Tommaso	

Qualification rule: The eight teams recording the best times in the qualifying round will be matched in the First round as follows: The 6th fastest team against the 7th fastest team. The 5th fastest team against the 8th fastest team. The 2nd fastest team against the 3rd fastest team. The fastest team against the 4th fastest team. The winners of heats 3 and 4 in the First round ride the final for the gold and silver medals. The remaining six teams will be ranked by their times in the First round and will be paired as follows: The two fastest teams ride the final for the bronze medal.

(The composition of the teams may be subject to change up to 30 minutes before the start of the race.)

Communiqué approved by the Secretary of the Commissaires Panel

Report printed: 17/08/2021 19:35

SPORTS TIMING SOFTWARE www.veloresults.com

TCM v4 Page 2/2

17-22 August 2021

Communiqué n° 94

Men U23 Team Pursuit Qualifying / Qualifications

Results / Résultats

World Record: 3'44"672 DENMARK (HANSEN LASSE NORMAN, JOHANSEN JULIUS, MADSEN FREDRIK RODENBERG, PEDERSEN RASMUS)
27.02.2020 BERLIN (GER)

Race distance: 4000m

Rank		1000m	2000m	3000m	Time	Speed
1	7 RUSSIAN FEDERATION 88 IGOSHEV Egor 89 SHCHEGOLKOV Ilia 91 NOVOLODSKII Ivan 94 SHICHKIN Vlas	RUS 1:03.419(1)	2:00.825(1) 57.406(1)	2:58.866(1) 58.041(1)	3:57.696 58.829(2)	60.581 km/h
2	4 GREAT BRITAIN 41 GEORGE Alfred 46 RUSHBY Max 48 BRITTON Rhys 49 TIDBALL William	GBR 1:03.665(3)	2:01.621(3) 57.955(3)	3:00.468(3) 58.847(4)	3:59.184 58.715(1)	60.204 km/h
3	8 GERMANY 32 GROB Franz 35 KRETSCHY Moritz 36 HEINRICH Nicolas 40 BUCK GRAMCKO Tobias	GER 1:03.598(2)	2:01.019(2) 57.420(2)	2:59.538(2) 58.519(3)	3:59.518 59.980(6)	60.120 km/h
4	3 FRANCE 24 PARDON Florian 28 TABELLION Valentin 23 PETIT Clement 25 HAMON Nicolas	FRA 1:04.728(7)	2:02.974(5) 58.245(4)	3:01.305(4) 58.331(2)	4:00.658 59.352(3)	59.835 km/h
5	9 SWITZERLAND 101 TENDON Arnaud 104 WEISS Fabian 105 SCHMID Mauro 106 DE LISI Nicolo	SUI 1:03.899(5)	2:02.228(4) 58.329(5)	3:01.733(5) 59.504(7)	4:02.298 1:00.564(7)	59.430 km/h
6	10 ITALY 57 BOSCARO Davide 58 UMBRI Gidas 62 GALLI Niccolo 59 MORO Manlio	ITA 1:04.906(8)	2:03.491(7) 58.585(6)	3:02.775(6) 59.283(5)	4:02.739 59.963(5)	59.322 km/h
7	2 BELGIUM 11 VAN MULDER'S Brent 13 POLLEFLIET Gianluca 14 VANDENBRANDEN Noah 15 DENS Tuur	BEL 1:04.593(6)	2:03.757(8) 59.164(9)	3:03.060(7) 59.302(6)	4:02.995 59.934(4)	59.260 km/h

Report printed: 18/08/2021 14:12

TCM V 5 Page 1/2

Men U23 Team Pursuit
Qualifying / Qualifications

Results / Résultats

World Record: 3'44"672 DENMARK (HANSEN LASSE NORMAN, JOHANSEN JULIUS, MADSEN FREDRIK RODENBERG, PEDERSEN RASMUS)
27.02.2020 BERLIN (GER)

Race distance: 4000m

Rank		1000m	2000m	3000m	Time	Speed
8	1 POLAND	POL 1:03.800(4)	2:03.353(6) 59.553(10)	3:05.191(8) 1:01.837(8)	4:08.321 1:03.129(9)	57.989 km/h
	71 WOZNIAK Adam 75 MAJEWSKI Kacper 77 TRZESOWSKI Konrad 80 FRATCZAK Radoslaw					
9	5 UKRAINE	UKR 1:06.327(10)	2:05.329(10) 59.002(8)	3:07.540(9) 1:02.211(9)	4:10.408 1:02.867(8)	57.506 km/h
	110 TSARENKO Kyrlyo 112 YAKOVLEV Mykyta 113 SMETANIUK Oleksandr 115 KOZAKOV Yaroslav					
10	6 BELARUS	BLR 1:05.349(9)	2:04.273(9) 58.924(7)	3:07.920(10) 1:03.646(10)	4:14.073 1:06.152(10)	56.676 km/h
	4 HLOVA Aliaksandr 5 SHMANTSAR Aliaksei 6 KIRYIEVICH Artur 8 MAZUR Dzianis					

Qualification rule: The eight teams recording the best times in the qualifying round will be matched in the First round as follows: The 6th fastest team against the 7th fastest team. The 5th fastest team against the 8th fastest team. The 2nd fastest team against the 3rd fastest team. The fastest team against the 4th fastest team. The winners of heats 3 and 4 in the First round ride the final for the gold and silver medals. The remaining six teams will be ranked by their times in the First round and will be paired as follows: The two fastest teams ride the final for the bronze medal. (The composition of the teams may be subject to change up to 30 minutes before the start of the race.)

Communiqué approved by the President of the Commissaires Panel

Men U23 Team Pursuit
First Round/ Premier Tour
Start List / Liste de départ

World Record: 3'44"672 DENMARK (HANSEN LASSE NORMAN, JOHANSEN JULIUS, MADSEN FREDRIK RODENBERG, PEDERSEN RASMUS) 27.02.2020 BERLIN (GER)

Race distance: 4000m

World record: .000

Team

Heat 1

ITALY

57 BOSCARO Davide
58 UMBRI Gidas
62 GALLI Niccolo
59 MORO Manlio

BELGIUM

11 VAN MULDER Brent
13 POLLEFLIET Gianluca
14 VANDENBRANDEN Noah
15 DENS Tuur

Heat 2

SWITZERLAND

102 FORTIS Damien
104 WEISS Fabian
105 SCHMID Mauro
106 DE LISI Nicolo

POLAND

71 WOZNIAK Adam
75 MAJEWSKI Kacper
74 SOSZKA Jakub
80 FRATCZAK Radoslaw

Heat 3

GREAT BRITAIN

41 GEORGE Alfred
46 RUSHBY Max
48 BRITTON Rhys
49 TIDBALL William

GERMANY

32 GROB Franz
35 KRETSCHY Moritz
36 HEINRICH Nicolas
40 BUCK GRAMCKO Tobias

Heat 4

RUSSIAN FEDERATION

88 IGOSHEV Egor
89 SHCHEGOLKOV Ilia
91 NOVOLODSKII Ivan
94 SHICHKIN Vlas

FRANCE

24 PARDON Florian
28 TABELLION Valentin
23 PETIT Clement
25 HAMON Nicolas

Qualification rule: The winners of heats 3 and 4 in the First round ride the final for the gold and silver medals. The remaining six

17-22 August 2021

Communiqué n° 95B

Men U23 Team Pursuit
First Round/ Premier Tour
Start List / Liste de départ

World Record: 3'44"672 DENMARK (HANSEN LASSE NORMAN, JOHANSEN JULIUS, MADSEN FREDRIK RODENBERG, PEDERSEN RASMUS) 27.02.2020 BERLIN (GER)

Race distance: 4000m

World record: .000

teams will be ranked by their times in the First round and will be paired as follows: The two fastest teams ride the final for the bronze medal.

(The composition of the teams may be subject to change up to 30 minutes before the start of the race.)

Communiqué approved by the President of the Commissaires Panel _____

Men U23 Team Pursuit
First Round/ Premier Tour

Results / Résultats

World Record: 3'44"672 DENMARK (HANSEN LASSE NORMAN, JOHANSEN JULIUS, MADSEN FREDRIK RODENBERG, PEDERSEN RASMUS)
27.02.2020 BERLIN (GER)

Race distance: 4000m

Heat	Team	1km	2km	3km	Time	Diff
1	ITALY	1:03.898(1)	2:01.171(1)	2:59.020(1)	3:56.116	
	57 BOSCARO Davide		57.273(1)	57.848(1)	57.096(1)	
	58 UMBRI Gidas					
	62 GALLI Niccolo					
	59 MORO Manlio					
2	BELGIUM	1:03.943(2)	2:02.414(2)	3:01.580(2)	4:07.756	
	11 VAN MULDER Brent		58.471(2)	59.165(2)	1:06.175(2)	
	13 POLLEFLIET Gianluca					
	14 VANDENBRANDEN Noah					
	15 DENS Tuur					
1	SWITZERLAND	1:04.672(2)	2:02.572(2)	3:01.076(1)	4:00.853	
	102 FORTIS Damien		57.900(1)	58.503(1)	59.776(1)	
	104 WEISS Fabian					
	105 SCHMID Mauro					
	106 DE LISI Nicolo					
2	POLAND	1:03.258(1)	2:01.484(1)	3:01.206(2)	4:02.263	
	71 WOZNIAK Adam		58.226(2)	59.721(2)	1:01.056(2)	
	75 MAJEWSKI Kacper					
	74 SOSZKA Jakub					
	80 FRATCZAK Radoslaw					
1	GREAT BRITAIN	55.730(1)	1:52.507(1)	2:50.722(2)	3:57.750	
	41 GEORGE Alfred		56.776(1)	58.214(2)	1:07.028(1)	
	46 RUSHBY Max					
	48 BRITTON Rhys					
	49 TIDBALL William					
2	GERMANY	57.085(2)	1:54.978(2)	0.000(1)	3:58.431	
	32 GROB Franz		57.893(2)	(1)	3:58.431(2)	
	35 KRETSCHY Moritz					
	36 HEINRICH Nicolas					
	40 BUCK GRAMCKO Tobias					
1	RUSSIAN FEDERATION	1:02.896(1)	1:59.556(1)	2:56.663(1)	3:56.069	
	88 IGOSHEV Egor		56.660(1)	57.106(1)	59.405(2)	
	89 SHCHEGOLKOV Ilia					
	91 NOVOLODSKII Ivan					
	94 SHICHKIN Vlas					
2	FRANCE	1:03.524(2)	2:01.196(2)	2:59.333(2)	3:58.568	
	24 PARDON Florian		57.672(2)	58.137(2)	59.234(1)	
	28 TABELLION Valentin					
	23 PETIT Clement					
	25 HAMON Nicolas					

Qualification rule: The winners of heats 3 and 4 in the First round ride the final for the gold and silver medals. The

Men U23 Team Pursuit First Round/ Premier Tour

Results / Résultats

World Record: 3'44"672 DENMARK (HANSEN LASSE NORMAN, JOHANSEN JULIUS, MADSEN FREDRIK RODENBERG, PEDERSEN RASMUS)
27.02.2020 BERLIN (GER)

Race distance: 4000m

remaining six teams will be ranked by their times in the First round and will be paired as follows: The two fastest teams ride the final for the bronze medal.

(The composition of the teams may be subject to change up to 30 minutes before the start of the race.)

Communiqué approved by the President of the Commissaires Panel

17-22 August 2021

Communiqué n° 97A

Men U23 Team Pursuit

Finals/ Finales

Start List / Liste de départ

World Record: 3'44"672 DENMARK (HANSEN LASSE NORMAN, JOHANSEN JULIUS, MADSEN FREDRIK RODENBERG, PEDERSEN RASMUS) 27.02.2020 BERLIN (GER)

Race distance: 4000m

World record: .000

Heat for Bronze	10	ITALY	ITA
		57 BOSCARO Davide	
		58 UMBRI Gidas	
		64 NENCINI Tommaso	
		59 MORO Manlio	
	8	GERMANY	GER
		32 GROB Franz	
		35 KRETSCHY Moritz	
		36 HEINRICH Nicolas	
		40 BUCK GRAMCKO Tobias	
Heat for Gold	7	RUSSIAN FEDERATION	RUS
		88 IGOSHEV Egor	
		89 SHCHEGOLKOV Ilia	
		91 NOVOLODSKII Ivan	
		94 SHICHKIN Vlas	
	4	GREAT BRITAIN	GBR
		41 GEORGE Alfred	
		46 RUSHBY Max	
		48 BRITTON Rhys	
		49 TIDBALL William	

Communiqué approved by the President of the Commissaires Panel

Men U23 Team Pursuit
Results and Final Classification / Résultats et classement final

Results / Résultats

World Record: 3'44"672 DENMARK (HANSEN LASSE NORMAN, JOHANSEN JULIUS, MADSEN FREDRIK RODENBERG, PEDERSEN RASMUS)
27.02.2020 BERLIN (GER)

Race distance: 4000m

Medal	Rank	Team		1000m	2000m	3000m	Time	Speed
Gold	1	7	RUSSIAN FEDERATION	RUS	1:02.448(1)	1:58.767(1) 56.318(1)	2:55.769(1) 57.002(1)	3:54.603 58.833(1)
		88	IGOSHEV Egor					
		89	SHCHEGOLKOV Ilia					
		91	NOVOLODSKII Ivan					
		94	SHICHKIN Vlas					
Silver	2	4	GREAT BRITAIN	GBR	1:03.784(2)	2:01.437(2) 57.652(2)	3:00.053(2) 58.615(2)	4:00.534 1:00.480(2)
		41	GEORGE Alfred					
		46	RUSHBY Max					
		48	BRITTON Rhys					
		49	TIDBALL William					
Bronze	3	10	ITALY	ITA	1:02.829(1)	1:59.450(1) 56.620(1)	2:57.077(1) 57.627(1)	
		57	BOSCARO Davide					
		58	UMBRI Gidas					
		64	NENCINI Tommaso					
		59	MORO Manlio					
	4	8	GERMANY	GER	1:03.573(2)	2:01.299(2) 57.726(2)	3:01.575(2) 1:00.276(2)	OVL (2)
		32	GROB Franz					
		35	KRETSCHY Moritz					
		36	HEINRICH Nicolas					
		40	BUCK GRAMCKO Tobias					
	5	3	FRANCE	FRA				
		24	PARDON Florian					
		28	TABELLION Valentin					
		23	PETIT Clement					
		25	HAMON Nicolas					
	6	9	SWITZERLAND	SUI				
		102	FORTIS Damien					
		104	WEISS Fabian					
		105	SCHMID Mauro					
		106	DE LISI Nicolo					
	7	1	POLAND	POL				
		71	WOZNIAK Adam					
		75	MAJEWSKI Kacper					
		74	SOSZKA Jakub					
		80	FRATCZAK Radoslaw					
	8	2	BELGIUM	BEL				
		11	VAN MULDER Brent					
		13	POLLEFLIET Gianluca					
		14	VANDENBRANDEN Noah					
		15	DENS Tuur					

Men U23 Team Pursuit
Results and Final Classification / Résultats et classement final

Results / Résultats

World Record: 3'44"672 DENMARK (HANSEN LASSE NORMAN, JOHANSEN JULIUS, MADSEN FREDRIK RODENBERG, PEDERSEN RASMUS)
27.02.2020 BERLIN (GER)

Race distance: 4000m

9	5	UKRAINE	UKR
	110	TSARENKO Kyrylo	
	112	YAKOVLEV Mykyta	
	113	SMETANIUK Oleksandr	
	115	KOZAKOV Yaroslav	
10	6	BELARUS	BLR
	4	HLOVA Aliaksandr	
	5	SHMANTSAR Aliaksei	
	6	KIRYIEVICH Artur	
	8	MAZUR Dzianis	

Communiqué approved by the President of the Commissaires Panel

17-22 August 2021

Communiqué n° 99B

Men Junior 1km Time Trial

Final

Start List / Liste de départ

World Record: 1'00"498 THOMAS CORNISH (AUS) 19.08.2018 AIGLE (SUI)

Race distance: 1000m

Heat	Bib	Name	Team
1	25	SAVUKOSKI Severi	FINLAND
2	87	LASKOWSKI Radoslaw	POLAND
3	23	MATHIESEN Phillip	DENMARK
4	111	TAPPEINER Pascal	SWITZERLAND
5	79	DABROWSKI Gracjan	POLAND
6	63	SALA Alessandro	ITALY
7	39	BRIESE Max david	GERMANY
8	89	POPOV Alexander	RUSSIAN FEDERATION
9	13	VAJBAR Jakub	CZECH REPUBLIC
10	69	URSELLA Lorenzo	ITALY
11	51	SHARPLES Tom	GREAT BRITAIN
12	55	MC LOUGHLIN Niall	IRELAND
13	56	DOOGAN Odhran	IRELAND
14	14	HYTYCH Matej	CZECH REPUBLIC
15	32	KHORGUANI Giorgi	GEORGIA
16	44	LEDINGHAM HORN Harry	GREAT BRITAIN
17	52	CHAROVAS Miltiadis	GREECE
18	42	WEINRICH Willy leonhard	GERMANY

Communiqué approved by the Secretary of the Commissaires Panel _____

Report printed: 18/08/2021 14:51

SPORTS TIMING SOFTWARE www.veloresults.com

TCM v 2 Page 1/1

17-22 August 2021

Communiqué n° 100

Men Junior 1km Time Trial

Final

Results / Résultats

World Record: 1'00"498 THOMAS CORNISH (AUS) 19.08.2018 AIGLE (SUI)

Race distance: 1000m

Rank	Bib	Name	Team	250m	500m	750m	Time	Speed
1	42	WEINRICH Willy leonhard	GERMANY	18.667(1)	32.143(1) 13.476(1)	46.481(1) 14.337(2)	1:02.221 15.740(6)	57.858 km/h
2	44	LEDINGHAM HORN Harry	GREAT BRITAIN	18.690(2)	32.256(2) 13.565(2)	46.773(2) 14.517(4)	1:02.825 16.051(10)	57.302 km/h
3	51	SHARPLES Tom	GREAT BRITAIN	19.080(3)	33.169(3) 14.088(6)	47.857(3) 14.688(8)	1:03.528 15.670(5)	56.667 km/h
4	89	POPOV Alexander	RUSSIAN FEDERATI	19.159(4)	33.363(4) 14.203(7)	48.215(5) 14.852(10)	1:03.794 15.578(4)	56.431 km/h
5	69	URSELLA Lorenzo	ITALY	19.759(8)	34.009(8) 14.249(9)	48.573(7) 14.564(5)	1:03.893 15.319(2)	56.344 km/h
6	39	BRIESE Max david	GERMANY	19.502(5)	33.400(5) 13.898(4)	48.086(4) 14.685(7)	1:04.004 15.918(9)	56.246 km/h
7	14	HYTYCH Matej	CZECH REPUBLIC	20.140(11)	34.118(10) 13.978(5)	48.585(8) 14.466(3)	1:04.396 15.811(7)	55.904 km/h
8	87	LASKOWSKI Radoslaw	POLAND	19.770(9)	33.597(6) 13.826(3)	48.240(6) 14.643(6)	1:04.628 16.388(11)	55.703 km/h
9	25	SAVUKOSKI Severi	FINLAND	20.467(14)	35.204(14) 14.737(13)	50.013(12) 14.809(9)	1:05.229 15.215(1)	55.190 km/h
10	79	DABROWSKI Gracjan	POLAND	19.838(10)	34.054(9) 14.215(8)	49.000(9) 14.946(11)	1:05.505 16.505(13)	54.957 km/h
11	63	SALA Alessandro	ITALY	20.302(13)	34.962(12) 14.659(11)	49.932(11) 14.970(12)	1:05.824 15.892(8)	54.691 km/h
12	52	CHAROVAS Miltiadis	GREECE	19.622(7)	33.914(7) 14.291(10)	49.205(10) 15.291(14)	1:05.912 16.707(14)	54.618 km/h
13	23	MATHIESEN Phillip	DENMARK	20.496(15)	35.352(15) 14.855(14)	50.490(14) 15.137(13)	1:06.049 15.559(3)	54.504 km/h
14	55	MC LOUGHLIN Niall	IRELAND	20.229(12)	35.106(13) 14.876(15)	50.651(15) 15.545(15)	1:07.373 16.721(15)	53.433 km/h
15	13	VAJBAR Jakub	CZECH REPUBLIC	19.544(6)	34.206(11) 14.661(12)	50.188(13) 15.982(17)	1:07.804 17.615(17)	53.094 km/h
16	111	TAPPEINER Pascal	SWITZERLAND	36.196(18)	51.826(18) 15.630(18)	0.000(18) 51.826(1)	1:08.065 1:08.065(18)	52.890 km/h
17	56	DOOGAN Odhran	IRELAND	20.651(16)	36.004(16) 15.353(16)	51.794(16) 15.789(16)	1:08.204 16.409(12)	52.782 km/h
18	32	KHORGUANI Giorgi	GEORGIA	20.742(17)	36.127(17) 15.384(17)	52.423(17) 16.296(18)	1:09.851 17.427(16)	51.538 km/h

Notes: FINE (CHF 100) for rider #25 SAVUKOSKI Severi UCI ID 10094826473 for dealing the start art. 3.10.0087.5

Communiqué approved by the President of the Commissaires Panel

Report printed: 18/08/2021 17:19

TCT v1.1 Page 1/1

17-22 August 2021

Communiqué n° 101

Women U23 Scratch
Start List / Liste de départ

Race distance: 10 km (40 laps)

Starting on the Railing

No.	Rider	Nation	Team
35	FIDANZA Martina	ITA	ITALY
9	SEVCIKOVA Petra	CZE	CZECH REPUBLIC
40	VAN DER DUIN Maike	NED	NETHERLANDS
12	NENADOVIC Kristina	FRA	FRANCE
64	BANLLES SANTAMARIA Maria	ESP	SPAIN
17	DOPJANS Hanna	GER	GERMANY
6	DE CLERCQ Katrijn	BEL	BELGIUM
30	HOMER Gabriella	IRL	IRELAND
66	BURI Fabienne	SUI	SWITZERLAND

Starting on the Blueband

No.	Rider	Nation	Team
53	MARTINS Maria	POR	PORTUGAL
71	LUKACHUK Solomiia	UKR	UKRAINE
48	WIELOWSKA Nikola	POL	POLAND
4	VASILKOVA Hanna	BLR	BELARUS
60	JENCUSOVA Nora	SVK	SLOVAKIA
56	ROSTOVTSEVA Maria	RUS	RUSSIAN FEDERATION
25	BARNWELL Ella	GBR	GREAT BRITAIN
44	TVEIT Nora	NOR	NORWAY

Communiqué approved by the Secretary of the Commissaires Panel

Report printed: 17/08/2021 14:15

SPORTS TIMING SOFTWARE www.veloresults.com

TCM v4 Page 1/1

17-22 August 2021

Communiqué n° 102

Women U23 Scratch
Results / Résultats

Race distance: 10 km (40 laps)

Elapsed time: 13:06

Average speed: Speed: 45.801 km/h

Rank	Bib	Name	Nation	Team	Laps Down
1	40	VAN DER DUIN Maike	NED	NETHERLANDS	
2	53	MARTINS Maria	POR	PORTUGAL	
3	35	FIDANZA Martina	ITA	ITALY	
4	25	BARNWELL Ella	GBR	GREAT BRITAIN	
5	6	DE CLERCQ Katrijn	BEL	BELGIUM	
6	48	WIELOWSKA Nikola	POL	POLAND	
7	9	SEVCIKOVA Petra	CZE	CZECH REPUBLIC	
8	44	TVEIT Nora	NOR	NORWAY	
9	66	BURI Fabienne	SUI	SWITZERLAND	
10	56	ROSTOVTSEVA Maria	RUS	RUSSIAN FEDERATIO	
11	30	HOMER Gabriella	IRL	IRELAND	
12	4	VASILKOVA Hanna	BLR	BELARUS	
13	12	NENADOVIC Kristina	FRA	FRANCE	
13	71	LUKACHUK Solomiia	UKR	UKRAINE	
13	60	JENCUSOVA Nora	SVK	SLOVAKIA	
	17	DOPJANS Hanna	GER	GERMANY	-1 DNF
	64	BANLLES SANTAMARIA Maria	ESP	SPAIN	DNS

Communiqué approved by the Secretary of the Commissaires Panel

Report printed: 18/08/2021 19:22

SPORTS TIMING SOFTWARE www.veloresults.com

TCM v4 Page 1/1

Women Junior Elimination
Start List / Liste de départ

Starting on the Railing

No.	Rider	Nation	Team
10	BARTOVA Gabriela	CZE	CZECH REPUBLIC
23	ESCALERA Isabella maria	ESP	SPAIN
7	RUSAK Katsiaryna	BLR	BELARUS
25	BOULAIS Flavie	FRA	FRANCE
73	ROXO Beatriz	POR	PORTUGAL
83	LEU Lorena	SUI	SWITZERLAND
45	MAY Caoimhe	IRL	IRELAND
1	MARTINI Johanna	AUT	AUSTRIA
86	KOLYZHUK Anna	UKR	UKRAINE
49	BASH DUBINSKI Ori	ISR	ISRAEL

Starting on the Blueband

No.	Rider	Nation	Team
40	EBERLE Lana	GER	GERMANY
55	FIORIN Sara	ITA	ITALY
14	KRUM Ida mechlenborg	DEN	DENMARK
4	WITTEVRONGEL Lani	BEL	BELGIUM
76	MOISEEVA Alina	RUS	RUSSIAN FEDERATION
84	LUKACOVA Laura	SVK	SLOVAKIA
26	PERKINS Flora	GBR	GREAT BRITAIN
72	MILDA Wiktorja	POL	POLAND
63	VAN DER MOLEN Yuli	NED	NETHERLANDS
60	CEPONYTE Gabriele	LTU	LITHUANIA

Communiqué approved by the Secretary of the Commissaires Panel

Report printed: 18/08/2021 11:21

SPORTS TIMING SOFTWARE

www.veloresults.com

TCM v4 Page 1/1

Women Junior Elimination
Results / Résultats

Rank	Bib	Name	Nation	Team	Laps Down
1	76	MOISEEVA Alina	RUS	RUSSIAN FEDERATIO	
2	55	FIORIN Sara	ITA	ITALY	
3	40	EBERLE Lana	GER	GERMANY	
4	26	PERKINS Flora	GBR	GREAT BRITAIN	
5	72	MILDA Wiktoria	POL	POLAND	
6	25	BOULAIS Flavie	FRA	FRANCE	
7	10	BARTOVA Gabriela	CZE	CZECH REPUBLIC	
8	86	KOLYZHUK Anna	UKR	UKRAINE	
9	83	LEU Lorena	SUI	SWITZERLAND	
10	1	MARTINI Johanna	AUT	AUSTRIA	
11	84	LUKACOVA Laura	SVK	SLOVAKIA	
11	63	VAN DER MOLEN Yuli	NED	NETHERLANDS	
13	49	BASH DUBINSKI Ori	ISR	ISRAEL	
14	4	WITTEVRONGEL Lani	BEL	BELGIUM	
15	73	ROXO Beatriz	POR	PORTUGAL	
16	14	KRUM Ida mechlenborg	DEN	DENMARK	
17	60	CEPONYTE Gabriele	LTU	LITHUANIA	
18	7	RUSAK Katsiaryna	BLR	BELARUS	
DNF	45	MAY Caoimhe	IRL	IRELAND	DNF
DNS	23	ESCALERA Isabella maria	ESP	SPAIN	DNS

WARNING for rider #55 FIORIN, Sara (ITA) UCI ID 10030545987 for dangerous riding during the race.

WARNING for rider #26 PERKINS, Flora (GBR) UCI ID 10090489058 for riding on the blue band.

Communiqué approved by the Secretary of the Commissaires Panel

Men U23 Scratch
Start List / Liste de départ

Race distance: 15 km (60 laps)

Starting on the Railing

No.	Rider	Nation	Team
16	BABOR Daniel	CZE	CZECH REPUBLIC
15	DENS Tuur	BEL	BELGIUM
82	POTASZNIK Szymon	POL	POLAND
87	DENISOV Denis	RUS	RUSSIAN FEDERATION
34	DRESCHER Laurin	GER	GERMANY
53	KEOGH Cian	IRL	IRELAND
100	JOHANSSON Gustav	SWE	SWEDEN
102	FORTIS Damien	SUI	SWITZERLAND
108	MOVCHAN Andrii	UKR	UKRAINE
21	WINKLER Oskar	DEN	DENMARK
84	CAIXAS Rodrigo	POR	PORTUGAL

Starting on the Blueband

No.	Rider	Nation	Team
70	HOPPEZAK Vincent	NED	NETHERLANDS
55	YOGEV Alon	ISR	ISRAEL
95	CHREN Martin	SVK	SLOVAKIA
3	WAFLE Tim	AUT	AUSTRIA
29	SITCHINAVA Nika	GEO	GEORGIA
98	BENNASSAR ROSSELLO Francesc	ESP	SPAIN
25	HAMON Nicolas	FRA	FRANCE
7	MARCHUK Dzianis	BLR	BELARUS
63	QUARANTA Samuel	ITA	ITALY
47	NILSSON JULIEN Oscar	GBR	GREAT BRITAIN

Communiqué approved by the Secretary of the Commissaires Panel

Report printed: 17/08/2021 15:01

SPORTS TIMING SOFTWARE

www.veloresults.com

TCM v4 Page 1/1

17-22 August 2021

Communiqué n° 106B

Men U23 Scratch
Results / Résultats

Race distance: 15 km (60 laps)

Elapsed time: 16:59

Average speed: Speed: 52.993 km/h

Rank	Bib	Name	Nation	Team	Laps Down
1	84	CAIXAS Rodrigo	POR	PORTUGAL	
2	15	DENS Tuur	BEL	BELGIUM	-1
3	16	BABOR Daniel	CZE	CZECH REPUBLIC	-1
4	70	HOPPEZAK Vincent	NED	NETHERLANDS	-1
5	7	MARCHUK Dzianis	BLR	BELARUS	-1
6	82	POTASZNIK Szymon	POL	POLAND	-1
7	100	JOHANSSON Gustav	SWE	SWEDEN	-1
8	25	HAMON Nicolas	FRA	FRANCE	-1
9	47	NILSSON JULIEN Oscar	GBR	GREAT BRITAIN	-1
10	3	WAFLE Tim	AUT	AUSTRIA	-2
11	63	QUARANTA Samuel	ITA	ITALY	-2
12	55	YOGEV Alon	ISR	ISRAEL	-2
13	95	CHREN Martin	SVK	SLOVAKIA	-2
14	53	KEOGH Cian	IRL	IRELAND	-2
15	34	DRESCHER Laurin	GER	GERMANY	-2
	21	WINKLER Oskar	DEN	DENMARK	DNF
	108	MOVCHAN Andrii	UKR	UKRAINE	DNF
	102	FORTIS Damien	SUI	SWITZERLAND	-3 DNF
	29	SITCHINAVA Nika	GEO	GEORGIA	DNF
	98	BENASSAR ROSSELLO Francesc	ESP	SPAIN	DNS
	87	DENISOV Denis	RUS	RUSSIAN FEDERATIO	DSQ

DISQUALIFICATION AND FINE (CHF 100) for rider#87 DENISOV, Denis (RUS) UCI ID 10036013858 for riding in the blue band and for dangerous riding during the race.

Communiqué approved by the Secretary of the Commissaires Panel

Report printed: 19/08/2021 15:11

SPORTS TIMING SOFTWARE www.veloresults.com

TCM v4 Page 1/1

17-22 August 2021

Communiqué n° 107

Men Junior Elimination
Start List / Liste de départ

Starting on the Railing			
No.	Rider	Nation	Team
105	TERRASA GUAL Marc	ESP	SPAIN
52	CHAROVAS Miltiadis	GRE	GREECE
32	KHORGUANI Giorgi	GEO	GEORGIA
1	ARAMAYISYAN Aleks	ARM	ARMENIA
49	HOBBS Noah	GBR	GREAT BRITAIN
57	O LOUGHLIN Patrick	IRL	IRELAND
72	ROSSI Nicola	ITA	ITALY
4	KOKAS Raphael	AUT	AUSTRIA
6	LETEN Inias	BEL	BELGIUM
78	RATAJCZAK Dominik jedrzej	POL	POLAND
30	POMMELET Hugo	FRA	FRANCE

Starting on the Blueband			
No.	Rider	Nation	Team
93	DOLZHIKOV Dmitrii	RUS	RUSSIAN FEDERATION
5	SHPAKOUSKI Viachaslau	BLR	BELARUS
110	CONSTANT Matteo	SUI	SWITZERLAND
40	ZIPPAN Nicolas	GER	GERMANY
59	KEYNAN Amit	ISR	ISRAEL
77	WILLEMSSEN Justus	NED	NETHERLANDS
24	KALLBERG Axel	FIN	FINLAND
115	KABASHNYI Valentyn	UKR	UKRAINE
76	KELIAUSKAS Renaldas	LTU	LITHUANIA
21	JORGENSEN Mathias moller	DEN	DENMARK
15	KOBLIZEK Matyas	CZE	CZECH REPUBLIC

Communiqué approved by the Secretary of the Commissaires Panel

Report printed: 17/08/2021 10:55

SPORTS TIMING SOFTWARE www.veloresults.com

TCM v4 Page 1/1

Men Junior Elimination
Results / Résultats

Elapsed time:

Average Speed:

Rank	Bib	Name	Nation	Team	Laps Down
1	15	KOBLIZEK Matyas	CZE	CZECH REPUBLIC	
2	93	DOLZHIKOV Dmitrii	RUS	RUSSIAN FEDERATIO	
3	78	RATAJCZAK Dominik jedrzej	POL	POLAND	
4	4	KOKAS Raphael	AUT	AUSTRIA	
5	32	KHORGUANI Giorgi	GEO	GEORGIA	
6	49	HOBBS Noah	GBR	GREAT BRITAIN	
7	30	POMMELET Hugo	FRA	FRANCE	
8	59	KEYNAN Amit	ISR	ISRAEL	
9	110	CONSTANT Matteo	SUI	SWITZERLAND	
10	21	JORGENSEN Mathias moller	DEN	DENMARK	
11	6	LETEN Inias	BEL	BELGIUM	
12	40	ZIPPAN Nicolas	GER	GERMANY	
13	52	CHAROVAS Miltiadis	GRE	GREECE	
14	24	KALLBERG Axel	FIN	FINLAND	
15	115	KABASHNYI Valentyn	UKR	UKRAINE	
16	5	SHPAKOUSKI Viachaslau	BLR	BELARUS	
17	72	ROSSI Nicola	ITA	ITALY	
18	57	O LOUGHLIN Patrick	IRL	IRELAND	
19	77	WILLEMSSEN Justus	NED	NETHERLANDS	
20	76	KELIAUSKAS Renaldas	LTU	LITHUANIA	
21	1	ARAMAYISYAN Aleks	ARM	ARMENIA	
	105	TERRASA GUAL Marc	ESP	SPAIN	DNS

Communiqué approved by the Secretary of the Commissaires Panel

Report printed: 18/08/2021 20:45

 SPORTS TIMING SOFTWARE www.veloresults.com

TCM v4 Page 1/1

Men Junior Sprint Qualification

Start List / Liste de départ

World Record: 9"738 STEFAN RITTER (CAN) 07.10.2016 AGUASCALIENTES (MEX)

Race distance: 200m flying start

Heat	Bib	Name	Team
1	92	SHEKELASHVILI David	RUSSIAN FEDERATION
2	48	HILEY Marcus	GREAT BRITAIN
3	113	SULKOVSKIY Ostap	UKRAINE
4	44	LEDINGHAM HORN Harry	GREAT BRITAIN
5	52	CHAROVAS Miltiadis	GREECE
6	102	SANCHEZ GARMENDIA Esteban	SPAIN
7	31	CARON Oscar	FRANCE
8	10	DE SCHRIJVER Runar	BELGIUM
9	84	PRZYMUSINSKI Mateusz	POLAND
10	12	MALASEK Jakub	CZECH REPUBLIC
11	71	PREDOMO Mattia	ITALY
12	41	GROB Paul	GERMANY
13	14	HYTYCH Matej	CZECH REPUBLIC
14	83	MARCINIAK Marcin	POLAND
15	97	KALACHNIK Nikita	RUSSIAN FEDERATION
16	66	NAPOLITANO Daniele	ITALY
17	42	WEINRICH Willy Leonhard	GERMANY

Qualification rule: Top 16 riders qualify for 1/8 finals.

Communiqué approved by the Secretary of the Commissaires Panel _____

Men Junior Sprint Qualification

Final

Results / Résultats

World Record: 9"738 STEFAN RITTER (CAN) 07.10.2016 AGUASCALIENTES (MEX)

Race distance: 200m flying start

Rank	Bib	Name	Team	100m	Time	Speed
1	97	KALACHNIK Nikita	RUSSIAN FEDERATIO	5.007(1)	10.120 5.112(1)	71.146 km/h
2	42	WEINRICH Willy leonhard	GERMANY	5.056(2)	10.238 5.181(2)	70.326 km/h
3	41	GROB Paul	GERMANY	5.099(3)	10.340 5.240(3)	69.632 km/h
4	92	SHEKELASHVILI David	RUSSIAN FEDERATIO		10.372 10.372(14)	69.417 km/h
5	31	CARON Oscar	FRANCE	5.119(4)	10.392 5.273(5)	69.284 km/h
6	44	LEDINGHAM HORN Harry	GREAT BRITAIN		10.408 10.408(15)	69.177 km/h
7	66	NAPOLITANO Daniele	ITALY	5.182(6)	10.446 5.264(4)	68.925 km/h
8	83	MARCINIAK Marcin	POLAND	5.149(5)	10.470 5.321(6)	68.767 km/h
9	71	PREDOMO Mattia	ITALY	5.195(7)	10.523 5.328(7)	68.421 km/h
10	48	HILEY Marcus	GREAT BRITAIN		10.533 10.533(16)	68.356 km/h
11	84	PRZYMUSINSKI Mateusz	POLAND	5.263(9)	10.596 5.333(8)	67.950 km/h
12	14	HYTYCH Matej	CZECH REPUBLIC	5.235(8)	10.638 5.403(10)	67.681 km/h
13	12	MALASEK Jakub	CZECH REPUBLIC	5.277(10)	10.646 5.369(9)	67.631 km/h
14	102	SANCHEZ GARMENDIA Esteban	SPAIN	5.307(11)	10.797 5.490(12)	66.685 km/h
15	52	CHAROVAS Miltiadis	GREECE	5.335(12)	10.803 5.467(11)	66.648 km/h
16	10	DE SCHRIJVER Runar	BELGIUM	5.394(13)	10.987 5.593(13)	65.531 km/h
17	113	SULKOVSKYI Ostap	UKRAINE		11.229 11.229(17)	64.119 km/h

Qualification rule: Top 16 riders qualify for 1/8 finals.

Communiqué approved by the Secretary of the Commissaires Panel _____

17-22 August 2021

Communiqué n° 111

Men Junior Sprint Start List / Liste de départ

1/8 Finals Heat	Bib	Name	Team
1/8 Finals Heat 1	97	KALACHNIK Nikita	RUSSIAN FEDERATION
	10	DE SCHRIJVER Runar	BELGIUM
1/8 Finals Heat 2	42	WEINRICH Willy leonhard	GERMANY
	52	CHAROVAS Miltiadis	GREECE
1/8 Finals Heat 3	41	GROB Paul	GERMANY
	102	SANCHEZ GARMENDIA Esteban	SPAIN
1/8 Finals Heat 4	92	SHEKELASHVILI David	RUSSIAN FEDERATION
	12	MALASEK Jakub	CZECH REPUBLIC
1/8 Finals Heat 5	31	CARON Oscar	FRANCE
	14	HYTYCH Matej	CZECH REPUBLIC
1/8 Finals Heat 6	44	LEDINGHAM HORN Harry	GREAT BRITAIN
	84	PRZYMUSINSKI Mateusz	POLAND
1/8 Finals Heat 7	66	NAPOLITANO Daniele	ITALY
	48	HILEY Marcus	GREAT BRITAIN
1/8 Finals Heat 8	83	MARCINIAK Marcin	POLAND
	71	PREDOMO Mattia	ITALY

Qualification rule: The Winners of each heat advance to the 1/4 Finals.

Communiqué approved by the Secretary of the Commissaires Panel

17-22 August 2021

Communiqué n° 112

Men Junior Sprint Results / Résultats

Place	Bib	Name	Team		
1/8 Finals Heat 1					
1	97	KALACHNIK Nikita	RUSSIAN FEDERATION	X	Time:10.475
2	10	DE SCHRIJVER Runar	BELGIUM		Speed: 68.735km/h
1/8 Finals Heat 2					
1	42	WEINRICH Willy leonhar	GERMANY	X	Time:10.653
2	52	CHAROVAS Miltiadis	GREECE		Speed: 67.586km/h
1/8 Finals Heat 3					
1	41	GROB Paul	GERMANY	X	Time:10.703
2	102	SANCHEZ GARMENDIA Esteb	SPAIN		Speed: 67.27km/h
1/8 Finals Heat 4					
1	12	MALASEK Jakub	CZECH REPUBLIC	X	Time:11.163
2	92	SHEKELASHVILI David	RUSSIAN FEDERATION		Speed: 64.498km/h
1/8 Finals Heat 5					
1	31	CARON Oscar	FRANCE	X	Time:11.083
2	14	HYTYCH Matej	CZECH REPUBLIC		Speed: 64.964km/h
1/8 Finals Heat 6					
1	44	LEDINGHAM HORN Harry	GREAT BRITAIN	X	Time:10.708
2	84	PRZYMUSINSKI Mateusz	POLAND		Speed: 67.239km/h
1/8 Finals Heat 7					
1	66	NAPOLITANO Daniele	ITALY	X	Time:10.952
2	48	HILEY Marcus	GREAT BRITAIN		Speed: 65.741km/h
1/8 Finals Heat 8					
1	71	PREDOMO Mattia	ITALY	X	Time:10.688
2	83	MARCINIAK Marcin	POLAND		Speed: 67.365km/h

Qualification rule: The Winners of each heat advance to the 1/4 Finals.

Communiqué approved by the Secretary of the Commissaires Panel _____

Report printed: 19/08/2021 15:06

TCT v2.0 Page 1/1

17-22 August 2021

Communiqué n° 112

Men Junior Sprint Results / Résultats

Place	Bib	Name	Team	Race 1	Race 2	Decider
-------	-----	------	------	--------	--------	---------

1

2

Qualification rule: The Winners of each heat advance to the 1/4 Finals.

Communiqué approved by the Secretary of the Commissaires Panel

Report printed: 19/08/2021 15:05

TCT v2.0 Page 1/1

17-22 August 2021

Communiqué n° 113

Men Junior Sprint Start List / Liste de départ

1/4 Finals Heat 1	Bib	Name	Team
	97	KALACHNIK Nikita	RUSSIAN FEDERATION
	71	PREDOMO Mattia	ITALY
1/4 Finals Heat 2	Bib	Name	Team
	42	WEINRICH Willy leonhard	GERMANY
	66	NAPOLITANO Daniele	ITALY
1/4 Finals Heat 3	Bib	Name	Team
	41	GROB Paul	GERMANY
	44	LEDINGHAM HORN Harry	GREAT BRITAIN
1/4 Finals Heat 4	Bib	Name	Team
	12	MALASEK Jakub	CZECH REPUBLIC
	31	CARON Oscar	FRANCE

Communiqué approved by the Secretary of the Commissaires Panel

17-22 August 2021

Communiqué n° 114

Men Junior Sprint

Results / Résultats

Place	Bib	Name	Team	Race 1	Race 2	Decider
1/4 Finals Heat 1						
1	97	KALACHNIK Nikita	RUSSIAN FEDERATION	X	X	
2	71	PREDOMO Mattia	ITALY			
				Time:10.542 68.298km/h	Time:10.658 67.554km/h	
1/4 Finals Heat 2						
1	42	WEINRICH Willy leonhard	GERMANY	X	X	
2	66	NAPOLITANO Daniele	ITALY			
				Time:10.635 67.7km/h	Time:10.840 66.42km/h	
1/4 Finals Heat 3						
1	44	LEDINGHAM HORN Harry	GREAT BRITAIN	X		X
2	41	GROB Paul	GERMANY		X	
				Time:10.918 65.946km/h	Time:10.885 66.146km/h	Time:11.582 65.946km/h
1/4 Finals Heat 4						
1	12	MALASEK Jakub	CZECH REPUBLIC	X	X	
2	31	CARON Oscar	FRANCE			
				Time:11.113 64.788km/h	Time:11.146 64.597km/h	

Communiqué approved by the Secretary of the Commissaires Panel

Report printed: 19/08/2021 18:24

TCT v2.0 Page 1/1

17-22 August 2021

Communiqué n° 115

Men Junior Sprint Start List / Liste de départ

Semifinals Heat 1	Bib	Name	Team
	97	KALACHNIK Nikita	RUSSIAN FEDERATION
	12	MALASEK Jakub	CZECH REPUBLIC

Semifinals Heat 2	Bib	Name	Team
	42	WEINRICH Willy leonhard	GERMANY
	44	LEDINGHAM HORN Harry	GREAT BRITAIN

Communiqué approved by the Secretary of the Commissaires Panel

17-22 August 2021

Communiqué n° 116

Men Junior Sprint Results / Résultats

Place	Bib	Name	Team	Race 1	Race 2	Decider
Semifinals Heat 1						
1	97	KALACHNIK Nikita	RUSSIAN FEDERATION	X	X	
2	12	MALASEK Jakub	CZECH REPUBLIC			
				Time:10.466 68.794km/h	Time:10.770 66.852km/h	
Semifinals Heat 2						
1	42	WEINRICH Willy leonhard	GERMANY	X	X	
2	44	LEDINGHAM HORN Harry	GREAT BRITAIN			
				Time:10.394 69.27km/h	Time:10.771 66.846km/h	

Communiqué approved by the Secretary of the Commissaires Panel

Report printed: 20/08/2021 16:52

TCT v2.0 Page 1/1

17-22 August 2021

Communiqué n° 117

Men Junior Sprint Start List / Liste de départ

Final for Bronze	Bib	Name	Team
	12	MALASEK Jakub	CZECH REPUBLIC
	44	LEDINGHAM HORN Harry	GREAT BRITAIN

Final for Gold	Bib	Name	Team
	97	KALACHNIK Nikita	RUSSIAN FEDERATION
	42	WEINRICH Willy Leonhard	GERMANY

Communiqué approved by the Secretary of the Commissaires Panel

17-22 August 2021

Communiqué n° 118

Men Junior Sprint

Results / Résultats

Place	Bib	Name	Team	Race 1	Race 2	Decider
Final for Bronze						
1	44	LEDINGHAM HORN Harry	GREAT BRITAIN	X		X
2	12	MALASEK Jakub	CZECH REPUBLIC	Time:11.027 65.294km/h	X Time:10.772 66.839km/h	REL Time:10.940 65.294km/h
Final for Gold						
1	97	KALACHNIK Nikita	RUSSIAN FEDERATION	X	X	
2	42	WEINRICH Willy leonhard	GERMANY	Time:10.741 67.032km/h	Time:10.438 68.978km/h	

RELEGATION for rider No12 MALASEK Jakub (CZE) for not having held his line during the last 200 meters of the race.

Communiqué approved by the Secretary of the Commissaires Panel

Report printed: 20/08/2021 19:50

TCT v2.0 Page 1/1

Men Junior Sprint
Final Classification / Classement Final

Rank	Bib	Rider	Team	UCI ID
1	97	KALACHNIK, Nikita	RUSSIAN FEDERATION	10036078728
2	42	WEINRICH, Willy Leonhard	GERMANY	10054062932
3	44	LEDINGHAM HORN, Harry	GREAT BRITAIN	10092578295
4	12	MALASEK, Jakub	CZECH REPUBLIC	10119752140
5	41	GROB, Paul	GERMANY	10036384579
6	31	CARON, Oscar	FRANCE	10068955361
7	66	NAPOLITANO, Daniele	ITALY	10030732109
8	71	PREDOMO, Mattia	ITALY	10034048600
9	92	SHEKELASHVILI, David	RUSSIAN FEDERATION	10063781322
10	83	MARCINIAK, Marcin	POLAND	10063086760
11	48	HILEY, Marcus	GREAT BRITAIN	10096738585
12	84	PRZYMUSINSKI, Mateusz	POLAND	10052495370
13	14	HYTYCH, Matej	CZECH REPUBLIC	10058654264
14	102	SANCHEZ GARMENDIA, Esteban	SPAIN	10043670996
15	52	CHAROVAS, Miltiadis	GREECE	10113857873
16	10	DE SCHRIJVER, Runar	BELGIUM	10065054244
17	113	SULKOVSKYI, Ostop	UKRAINE	10075819729

Communiqué approved by the Secretary of the Commissaires Panel

Women U23 Sprint Qualification

Start List / Liste de départ

World Record:10"154 KELSEY MITCHELL (CAN) 04.09.2019 COCHABAMBA (BOL)

Race distance: 200m flying start

Heat	Bib	Name	Team
1	24	RIDGE DAVIS Blaine	GREAT BRITAIN
2	43	VAN DER PEET Steffie	NETHERLANDS
3	27	FINUCANE Emma	GREAT BRITAIN
4	38	KALEE Kimberly	NETHERLANDS
5	55	ANDREEVA Ksenia	RUSSIAN FEDERATION
6	13	KOUAME Taky marie divine	FRANCE
7	46	SEREMAK Nikola	POLAND
8	34	CAPOBIANCHI Giada	ITALY
9	11	MICHAUX Julie	FRANCE
10	47	SIBIAK Nikola	POLAND
11	18	ALBERS Katharina	GERMANY
12	10	JABORNIKOVA Veronika	CZECH REPUBLIC
13	14	PROPSTER Alessa catriona	GERMANY
14	59	TYSHCHENKO Yana	RUSSIAN FEDERATION

Qualification rule: The best two times go directly to 1/4 finals and the rest will race in 1/8 finals (6 heats)

Communiqué approved by the Secretary of the Commissaires Panel _____

17-22 August 2021

Communiqué n° 121

Women U23 Sprint Qualification

Final

Results / Résultats

World Record:10''154 KELSEY MITCHELL (CAN) 04.09.2019 COCHABAMBA (BOL)

Race distance: 200m flying start

Rank	Bib	Name	Team	100m	Time	Speed
1	59	TYSHCHENKO Yana	RUSSIAN FEDERATIO	5.429(2)	10.947 5.517(1)	65.771 km/h
2	14	PROPSTER Alessa catriona	GERMANY	5.400(1)	10.969 5.568(2)	65.639 km/h
3	55	ANDREEVA Ksenia	RUSSIAN FEDERATIO	5.440(4)	11.024 5.583(3)	65.312 km/h
4	24	RIDGE DAVIS Blaine	GREAT BRITAIN	5.457(5)	11.074 5.616(4)	65.017 km/h
5	13	KOUAME Taky marie divine	FRANCE	5.439(3)	11.074 5.635(6)	65.017 km/h
6	43	VAN DER PEET Steffie	NETHERLANDS	5.463(6)	11.084 5.620(5)	64.958 km/h
7	27	FINUCANE Emma	GREAT BRITAIN	5.487(7)	11.179 5.691(8)	64.406 km/h
8	18	ALBERS Katharina	GERMANY	5.599(10)	11.282 5.682(7)	63.818 km/h
9	46	SEREMAK Nikola	POLAND	5.570(8)	11.285 5.714(9)	63.801 km/h
10	10	JABORNIKOVA Veronika	CZECH REPUBLIC	5.571(9)	11.295 5.724(10)	63.745 km/h
11	47	SIBIAK Nikola	POLAND	5.674(11)	11.479 5.805(11)	62.723 km/h
12	11	MICHAUX Julie	FRANCE	5.677(12)	11.487 5.810(12)	62.679 km/h
13	38	KALEE Kimberly	NETHERLANDS	5.743(14)	11.674 5.930(13)	61.675 km/h
14	34	CAPOBIANCHI Giada	ITALY	5.735(13)	11.715 5.979(14)	61.459 km/h

Qualification rule: The best two times go directly to 1/4 finals and the rest will race in 1/8 finals (6 heats)

Communiqué approved by the Secretary of the Commissaires Panel _____

Report printed: 19/08/2021 10:46

SPORTS TIMING SOFTWARE www.veloresults.com

TCM v4 Page 1/1

17-22 August 2021

Communiqué n° 122

Women U23 Sprint Start List / Liste de départ

1/8 Finals Heat 1	Bib	Name	Team
	55	ANDREEVA Ksenia	RUSSIAN FEDERATION
	34	CAPOBIANCHI Giada	ITALY
1/8 Finals Heat 2	Bib	Name	Team
	24	RIDGE DAVIS Blaine	GREAT BRITAIN
	38	KALEE Kimberly	NETHERLANDS
1/8 Finals Heat 3	Bib	Name	Team
	13	KOUAME Taky marie divine	FRANCE
	11	MICHAUX Julie	FRANCE
1/8 Finals Heat 4	Bib	Name	Team
	43	VAN DER PEET Steffie	NETHERLANDS
	47	SIBIAK Nikola	POLAND
1/8 Finals Heat 5	Bib	Name	Team
	27	FINUCANE Emma	GREAT BRITAIN
	10	JABORNIKOVA Veronika	CZECH REPUBLIC
1/8 Finals Heat 6	Bib	Name	Team
	18	ALBERS Katharina	GERMANY
	46	SEREMAK Nikola	POLAND

Qualification rule: The Winners of each heat advance to the 1/4 Finals.

Communiqué approved by the Secretary of the Commissaires Panel _____

17-22 August 2021

Communiqué n° 123

Women U23 Sprint Results / Résultats

Place	Bib	Name	Team		
1/8 Finals Heat 1					
1	55	ANDREEVA Ksenia	RUSSIAN FEDERATION	X	Time:11.761
2	34	CAPOBIANCHI Giada	ITALY		Speed: 61.219km/h
1/8 Finals Heat 2					
1	24	RIDGE DAVIS Blaine	GREAT BRITAIN	X	Time:11.725
2	38	KALEE Kimberly	NETHERLANDS		Speed: 61.407km/h
1/8 Finals Heat 3					
1	13	KOUAME Taky marie divin	FRANCE	X	Time:12.252
2	11	MICHAUX Julie	FRANCE		Speed: 58.765km/h
1/8 Finals Heat 4					
1	43	VAN DER PEET Steffie	NETHERLANDS	X	Time:11.457
2	47	SIBIAK Nikola	POLAND		Speed: 62.843km/h
1/8 Finals Heat 5					
1	10	JABORNIKOVA Veronika	CZECH REPUBLIC	X	Time:12.179
2	27	FINUCANE Emma	GREAT BRITAIN		Speed: 59.118km/h
1/8 Finals Heat 6					
1	46	SEREMAK Nikola	POLAND	X	Time:11.793
2	18	ALBERS Katharina	GERMANY		Speed: 61.053km/h

Qualification rule: The Winners of each heat advance to the 1/4 Finals.

Communiqué approved by the Secretary of the Commissaires Panel _____

Report printed: 19/08/2021 14:36

TCT v2.0 Page 1/1

17-22 August 2021

Communiqué n° 124

Women U23 Sprint Start List / Liste de départ

1/4 Finals Heat 1	Bib	Name	Team
	59	TYSHCHENKO Yana	RUSSIAN FEDERATION
	46	SEREMAK Nikola	POLAND
1/4 Finals Heat 2	Bib	Name	Team
	14	PROPSTER Alessa catriona	GERMANY
	10	JABORNIKOVA Veronika	CZECH REPUBLIC
1/4 Finals Heat 3	Bib	Name	Team
	55	ANDREEVA Ksenia	RUSSIAN FEDERATION
	43	VAN DER PEET Steffie	NETHERLANDS
1/4 Finals Heat 4	Bib	Name	Team
	24	RIDGE DAVIS Blaine	GREAT BRITAIN
	13	KOUAME Taky marie divine	FRANCE

Communiqué approved by the Secretary of the Commissaires Panel

17-22 August 2021

Communiqué n° 125

Women U23 Sprint

Results / Résultats

Place	Bib	Name	Team	Race 1	Race 2	Decider
1/4 Finals Heat 1						
1	59	TYSHCHENKO Yana	RUSSIAN FEDERATION	X	X	
2	46	SEREMAK Nikola	POLAND			
				Time:12.078 59.612km/h	Time:11.518 62.51km/h	
1/4 Finals Heat 2						
1	14	PROPSTER Alessa catriona	GERMANY	X	X	
2	10	JABORNIKOVA Veronika	CZECH REPUBLIC			
				Time:11.752 61.266km/h	Time:11.634 61.887km/h	
1/4 Finals Heat 3						
1	55	ANDREEVA Ksenia	RUSSIAN FEDERATION	X	X	
2	43	VAN DER PEET Steffie	NETHERLANDS			
				Time:11.385 63.241km/h	Time:11.376 63.291km/h	
1/4 Finals Heat 4						
1	13	KOUAME Taky marie divine	FRANCE	X	X	
2	24	RIDGE DAVIS Blaine	GREAT BRITAIN			
				Time:11.734 61.36km/h	Time:11.707 61.501km/h	

Communiqué approved by the Secretary of the Commissaires Panel

Report printed: 19/08/2021 17:59

TCT v2.0 Page 1/1

17-22 August 2021

Communiqué n° 126

Women U23 Sprint Start List / Liste de départ

Semifinals Heat 1	Bib	Name	Team
	59	TYSHCHENKO Yana	RUSSIAN FEDERATION
	13	KOUAME Taky marie divine	FRANCE

Semifinals Heat 2	Bib	Name	Team
	14	PROPSTER Alessa catriona	GERMANY
	55	ANDREEVA Ksenia	RUSSIAN FEDERATION

Communiqué approved by the Secretary of the Commissaires Panel

17-22 August 2021

Communiqué n° 127

Women U23 Sprint

Results / Résultats

Place	Bib	Name	Team	Race 1	Race 2	Decider
Semifinals Heat 1						
1	59	TYSHCHENKO Yana	RUSSIAN FEDERATION	X	X	
2	13	KOUAME Taky marie divine	FRANCE			
				Time:11.342 63.48km/h	Time:11.604 62.047km/h	
Semifinals Heat 2						
1	55	ANDREEVA Ksenia	RUSSIAN FEDERATION	X	X	
2	14	PROPSTER Alessa catriona	GERMANY			
				Time:11.477 62.734km/h	Time:11.353 63.419km/h	

Communiqué approved by the Secretary of the Commissaires Panel

Report printed: 20/08/2021 17:02

TCT v2.0 Page 1/1

17-22 August 2021

Communiqué n° 128

Women U23 Sprint Start List / Liste de départ

Final for Bronze	Bib	Name	Team
	13	KOUAME Taky marie divine	FRANCE
	14	PROPSTER Alessa catriona	GERMANY

Final for Gold	Bib	Name	Team
	59	TYSHCHENKO Yana	RUSSIAN FEDERATION
	55	ANDREEVA Ksenia	RUSSIAN FEDERATION

Communiqué approved by the Secretary of the Commissaires Panel

17-22 August 2021

Communiqué n° 129

Women U23 Sprint Results / Résultats

Place	Bib	Name	Team	Race 1	Race 2	Decider
Final for Bronze						
1	14	PROPSTER Alessa catriona	GERMANY	X	X	
2	13	KOUAME Taky marie divine	FRANCE			
				Time:11.350 63.436km/h	Time:11.369 63.33km/h	
Final for Gold						
1	59	TYSHCHENKO Yana	RUSSIAN FEDERATION		X	X
2	55	ANDREEVA Ksenia	RUSSIAN FEDERATION	X		
				Time:11.481 62.712km/h	Time:11.498 62.619km/h	Time:11.468 62.712km/h

Communiqué approved by the Secretary of the Commissaires Panel

Report printed: 20/08/2021 19:44

TCT v2.0 Page 1/1

17-22 August 2021

Communiqué n° 130

Women U23 Sprint
Final Classification / Classement Final

Rank	Bib	Rider	Team	UCI ID
1	59	TYSHCHENKO, Yana	RUSSIAN FEDERATION	10034919778
2	55	ANDREEVA, Ksenia	RUSSIAN FEDERATION	10034991217
3	14	PROPSTER, Alessa catriona	GERMANY	10036279596
4	13	KOUAME, Taky marie divine	FRANCE	10066161458
5	24	RIDGE DAVIS, Blaine	GREAT BRITAIN	10011100420
6	43	VAN DER PEET, Steffie	NETHERLANDS	10014699726
7	46	SEREMAK, Nikola	POLAND	10016112084
8	10	JABORNIKOVA, Veronika	CZECH REPUBLIC	10047201594
9	27	FINUCANE, Emma	GREAT BRITAIN	10058497650
10	18	ALBERS, Katharina	GERMANY	10051091803
11	47	SIBIAK, Nikola	POLAND	10016111983
12	11	MICHAUX, Julie	FRANCE	10081958819
13	38	KALEE, Kimberly	NETHERLANDS	10064453955
14	34	CAPOBIANCHI, Giada	ITALY	10029804040

Communiqué approved by the Secretary of the Commissaires Panel

Report printed: 20/08/2021 20:02

www.veloresults.com

TCT v1.1 Page 1/1

Men Junior Individual Pursuit

Qualifying / Qualifications

Start List / Liste de départ

World Record: 3'09"710 FINN FISHER-BLACK (NZL) 09.02.2019 CAMBRIDGE (NZL)

Race distance:3000m

Heat	Bib	Name	Team
1	24	KALLBERG Axel	FINLAND
	3	VIRABYAN Vahe	ARMENIA
2	54	MORE GOSSELIN Oliver	HUNGARY
	22	WANDAHL Nicolai	DENMARK
3	25	SAVUKOSKI Severi	FINLAND
	112	REY Tim	SWITZERLAND
4	62	ROMELE Alessandro	ITALY
	20	SCHRODER Lucas	DENMARK
5	81	KOT Julian	POLAND
	7	BERTELS Jasper	BELGIUM
6	91	ZARAKOVSKIY Daniil	RUSSIAN FEDERATION
	109	CHRISTEN Jan	SWITZERLAND
7	73	BONETTO Samuele	ITALY
	35	SCHRODER Jasper	GERMANY
8	115	KABASHNYI Valentyn	UKRAINE
	18	STEC Radovan	CZECH REPUBLIC
9	58	CAULFIELD DREIER Stefan	IRELAND
	5	SHPAKOUSKI Viachaslau	BELARUS
10	46	GIDDINGS Joshua	GREAT BRITAIN
	17	NOVAK Pavel	CZECH REPUBLIC
11	26	BOXE Alexandre	FRANCE
	100	GONZALEZ TORRES Antonio	SPAIN
12	45	CHARLTON Josh	GREAT BRITAIN
	56	DOOGAN Odhran	IRELAND
13	85	SAWICKI Mateusz jan	POLAND
	103	BONILLO MARTIN Iker	SPAIN
14	95	KRYUCHKOV Mark	RUSSIAN FEDERATION
	27	LE HUITOUZE Eddy	FRANCE
15	34	BOOS Benjamin	GERMANY
	11	BERNARD Thibaut	BELGIUM

Qualification rule: Fastest 2 riders race for Final Gold, 3rd and 4th riders race for Final Bronze.

Communiqué approved by the Secretary of the Commissaires Panel _____

17-22 August 2021

Communiqué n° 132

Men Junior Individual Pursuit

Qualifying / Qualifications

World Record: 3'09"710 FINN FISHER-BLACK (NZL) 09.02.2019 CAMBRIDGE (NZL)

Race distance:3000m

Rank	Bib	Name	Team	1000m	2000m	Time	Speed
1	34	BOOS Benjamin	GERMANY	1:07.004(1)	2:08.803(1) 1:01.799(2)	3:13.068 1:04.264(5)	55.938 km/h
2	73	BONETTO Samuele	ITALY	1:09.117(13)	2:12.295(5) 1:03.178(6)	3:13.980 1:01.685(1)	55.675 km/h
3	45	CHARLTON Josh	GREAT BRITAIN	1:07.639(2)	2:10.596(2) 1:02.957(4)	3:15.195 1:04.598(7)	55.329 km/h
4	27	LE HUITOUZE Eddy	FRANCE	1:09.108(12)	2:12.136(4) 1:03.028(5)	3:15.811 1:03.674(2)	55.155 km/h
5	35	SCHRODER Jasper	GERMANY	1:08.789(5)	2:11.300(3) 1:02.511(3)	3:15.888 1:04.588(6)	55.133 km/h
6	46	GIDDINGS Joshua	GREAT BRITAIN	1:09.635(17)	2:13.808(11) 1:04.173(9)	3:17.852 1:04.043(4)	54.586 km/h
7	62	ROMELE Alessandro	ITALY	1:08.852(7)	2:12.810(6) 1:03.958(7)	3:17.941 1:05.130(9)	54.561 km/h
8	26	BOXE Alexandre	FRANCE	1:10.136(22)	2:14.428(15) 1:04.291(11)	3:18.260 1:03.832(3)	54.473 km/h
9	11	BERNARD Thibaut	BELGIUM	1:08.757(4)	2:12.875(7) 1:04.117(8)	3:18.696 1:05.821(12)	54.354 km/h
10	22	WANDAHL Nicolai	DENMARK	1:09.714(20)	2:13.915(12) 1:04.200(10)	3:18.756 1:04.841(8)	54.337 km/h
11	95	KRYUCHKOV Mark	RUSSIAN FEDERA	1:08.996(9)	2:13.606(8) 1:04.609(13)	3:19.277 1:05.671(11)	54.195 km/h
12	20	SCHRODER Lucas	DENMARK	1:09.289(14)	2:13.782(10) 1:04.493(12)	3:19.305 1:05.522(10)	54.188 km/h
13	109	CHRISTEN Jan	SWITZERLAND	1:08.376(3)	2:14.259(14) 1:05.882(16)	3:20.712 1:06.453(13)	53.808 km/h
14	91	ZARAKOVSKIY Daniil	RUSSIAN FEDERA	1:08.961(8)	2:13.760(9) 1:04.799(14)	3:21.278 1:07.517(18)	53.657 km/h
15	103	BONILLO MARTIN Iker	SPAIN	1:08.799(6)	2:14.107(13) 1:05.308(15)	3:21.403 1:07.295(17)	53.623 km/h
16	112	REY Tim	SWITZERLAND	1:09.812(21)	2:16.654(18) 1:06.841(19)	3:23.777 1:07.123(16)	52.999 km/h
17	100	GONZALEZ TORRES Antonio	SPAIN	1:09.412(16)	2:16.417(17) 1:07.004(20)	3:23.951 1:07.534(19)	52.953 km/h
18	24	KALLBERG Axel	FINLAND	1:09.000(10)	0.000(30) (1)	3:24.110 3:24.110(30)	52.912 km/h
19	81	KOT Julian	POLAND	1:11.682(26)	2:17.809(21) 1:06.126(17)	3:24.398 1:06.588(14)	52.838 km/h
20	25	SAVUKOSKI Severi	FINLAND	1:09.699(19)	2:17.503(20) 1:07.803(23)	3:24.532 1:07.029(15)	52.803 km/h
21	17	NOVAK Pavel	CZECH REPUBLIC	1:09.064(11)	2:16.923(19) 1:07.859(24)	3:24.904 1:07.980(21)	52.707 km/h
22	7	BERTELS Jasper	BELGIUM	1:10.848(24)	2:17.897(23) 1:07.049(21)	3:26.526 1:08.628(22)	52.293 km/h
23	85	SAWICKI Mateusz jan	POLAND	1:09.310(15)	2:15.498(16) 1:06.187(18)	3:26.910 1:11.412(27)	52.196 km/h
24	5	SHPAKOUSKI Viachaslau	BELARUS	1:10.682(23)	2:18.338(24) 1:07.655(22)	3:26.968 1:08.629(23)	52.181 km/h

Report printed: 19/08/2021 12:08

TCM v2 Page 1/2

17-22 August 2021

Communiqué n° 132

Men Junior Individual Pursuit

Qualifying / Qualifications

World Record: 3'09"710 FINN FISHER-BLACK (NZL) 09.02.2019 CAMBRIDGE (NZL)

Race distance:3000m

Rank	Bib	Name	Team	1000m	2000m	Time	Speed
25	56	DOOGAN Odhran	IRELAND	1:11.278(25)	2:19.604(25) 1:08.325(26)	3:27.497 1:07.893(20)	52.048 km/h
26	18	STEC Radovan	CZECH REPUBLIC	1:09.669(18)	2:17.868(22) 1:08.198(25)	3:30.637 1:12.768(28)	51.273 km/h
27	58	CAULFIELD DREIER Stefan	IRELAND	1:11.963(27)	2:21.785(26) 1:09.822(29)	3:31.666 1:09.881(25)	51.023 km/h
28	54	MORE GOSELIN Oliver	HUNGARY	1:14.749(29)	2:23.352(28) 1:08.603(27)	3:33.161 1:09.808(24)	50.665 km/h
29	115	KABASHNYI Valentyn	UKRAINE	1:13.316(28)	2:22.207(27) 1:08.890(28)	3:33.507 1:11.300(26)	50.583 km/h
30	3	VIRABYAN Vahe	ARMENIA	1:15.014(30)	2:28.886(29) 1:13.872(30)	3:43.968 1:15.081(29)	48.221 km/h

Notes: Qualification rule: Fastest 2 riders race for Final Gold, 3rd and 4th riders race for Final Bronze.

Communiqué approved by the Secretary of the Commissaires Panel _____

17-22 August 2021

Communiqué n° 133

**Men Junior Individual Pursuit
Finals/ Finales**

Start List / Liste de départ

World Record: 3'09"710 FINN FISHER-BLACK (NZL) 09.02.2019 CAMBRIDGE (NZL)

Race distance:3000m

World record: .000

For Bronze medal	Number	Name	Team
	45	CHARLTON Josh	GREAT BRITAIN
	27	LE HUITOUZE Eddy	FRANCE

For Gold medal	Number	Name	Team
	34	BOOS Benjamin	GERMANY
	73	BONETTO Samuele	ITALY

Communiqué approved by the Secretary of the Commissaires Panel _____

Men Junior Individual Pursuit

Results and Final Classification / Résultats et classement final

World Record: 3'09"710 FINN FISHER-BLACK (NZL) 09.02.2019 CAMBRIDGE (NZL)

Race distance:3000m

World record:

Medal	Rank	Name	Team	1000m	2000m	Time	Speed
Gold	1	73 BONETTO Samuele	ITALY	1:08.187 (2)	2:10.953 (1)		
Silver	2	34 BOOS Benjamin	GERMANY	1:01.212 (1)	2:11.806 (2)	OVL	
Bronze	3	45 CHARLTON Josh	GREAT BRITAIN	1:08.243 (1)	2:11.334 (1)	3:15.057	55.368
		27 LE HUITOUZE Eddy	FRANCE	1:08.809 (2)	2:12.412 (2)	1:03.723 (1)	54.885
		35 SCHRODER Jasper	GERMANY		1:03.090 (1)	1:04.360 (2)	
		46 GIDDINGS Joshua	GREAT BRITAIN				
		62 ROMELE Alessandro	ITALY				
		26 BOXE Alexandre	FRANCE				
		11 BERNARD Thibaut	BELGIUM				
		22 WANDAHL Nicolai	DENMARK				
		95 KRYUCHKOV Mark	RUSSIAN FEDERATION				
		20 SCHRODER Lucas	DENMARK				
		109 CHRISTEN Jan	SWITZERLAND				
		91 ZARAKOVSKIY Daniil	RUSSIAN FEDERATION				
		103 BONILLO MARTIN Iker	SPAIN				
		112 REY Tim	SWITZERLAND				
		100 GONZALEZ TORRES Antonio	SPAIN				
		24 KALLBERG Axel	FINLAND				
		81 KOT Julian	POLAND				
		25 SAVUKOSKI Severi	FINLAND				
		17 NOVAK Pavel	CZECH REPUBLIC				
		7 BERTELS Jasper	BELGIUM				
		85 SAWICKI Mateusz jan	POLAND				
		5 SHPAKOUSKI Viachaslau	BELARUS				
		56 DOOGAN Odhran	IRELAND				
		18 STEC Radovan	CZECH REPUBLIC				
		58 CAULFIELD DREIER Stefan	IRELAND				
		54 MORE GOSSELIN Oliver	HUNGARY				
		115 KABASHNYI Valentyn	UKRAINE				
		3 VIRABYAN Vahe	ARMENIA				

Communiqué approved by the Secretary of the Commissaires Panel

Report printed: 19/08/2021 20:07

TCT v2 Page 1/1

Women Junior Individual Pursuit

Qualifying / Qualifications

Start List / Liste de départ

World Record: 2'18"080 ELLESSE ANDREWS (NZL) 26.08.2017 MONTICHIARI (ITA)

Race distance: 2000m

Heat	Bib	Name	Team
1	15	AUERBACH LIND Laura	DENMARK
	24	AINNILA Wilma	FINLAND
2	16	HOLM Mikka	DENMARK
	37	ARENDR Franz	GERMANY
3	80	VALGONEN Valeria	RUSSIAN FEDERATION
	64	DLUGAS Anna	POLAND
4	51	CIPRESSI Carlotta	ITALY
	3	JOORIS Febe	BELGIUM
5	48	SIMMONS Maia	IRELAND
	71	SZALINSKA Tamara	POLAND
6	6	KAROTKINA Alina	BELARUS
	27	LISTER Grace	GREAT BRITAIN
7	86	KOLYZHUK Anna	UKRAINE
	46	CREIGHTON Erin grace	IRELAND
8	5	VANHOVE Marith	BELGIUM
	23	ESCALERA Isabella maria	SPAIN
9	34	BACKSTEDT Zoe	GREAT BRITAIN
	7	RUSAK Katsiaryna	BELARUS
10	42	SIGMUND Marla	GERMANY
	19	ALBERT BOSCH Ainara	SPAIN
11	74	IVANCHENKO Alena	RUSSIAN FEDERATION
	52	CONTARIN Elena	ITALY

Qualification rule: Fastest 2 riders race for Gold, and 3rd and 4th riders race for Bronze

Communiqué approved by the Secretary of the Commissaires Panel _____

Women Junior Individual Pursuit

Qualifying / Qualifications

Results / Résultats

World Record: 2'18"080 ELLESSE ANDREWS (NZL) 26.08.2017 MONTICHIARI (ITA)

Race distance: 2000m

Rank	Bib	Name	Team	1000m	Time	Speed	
1	34	BACKSTEDT Zoe	GREAT BRITAIN	1:09.569(1)	2:17.494 1:07.924(1)	52.365 km/h	WR
2	74	IVANCHENKO Alena	RUSSIAN FEDERATIO	1:12.028(2)	2:22.158 1:10.130(2)	50.647 km/h	
3	37	ARENDT Franzl	GERMANY	1:12.911(4)	2:24.503 1:11.591(5)	49.825 km/h	
4	5	VANHOVE Marith	BELGIUM	1:12.819(3)	2:24.720 1:11.900(6)	49.751 km/h	
5	51	CIPRESSI Carlotta	ITALY	1:14.759(10)	2:25.739 1:10.980(3)	49.403 km/h	
6	42	SIGMUND Marla	GERMANY	1:15.797(13)	2:26.882 1:11.084(4)	49.018 km/h	
7	71	SZALINSKA Tamara	POLAND	1:13.463(5)	2:26.967 1:13.503(9)	48.990 km/h	
8	15	AUERBACH LIND Laura	DENMARK	1:13.759(7)	2:27.254 1:13.494(8)	48.895 km/h	
9	23	ESCALERA Isabella maria	SPAIN	1:14.346(8)	2:27.825 1:13.478(7)	48.706 km/h	
10	24	AINNILA Wilma	FINLAND	1:13.755(6)	2:28.992 1:15.236(12)	48.324 km/h	
11	76	MOISEEVA Alina	RUSSIAN FEDERATIO	1:14.885(11)	2:28.992 1:14.107(10)	48.324 km/h	
12	27	LISTER Grace	GREAT BRITAIN	1:14.351(9)	2:30.078 1:15.726(13)	47.975 km/h	
13	7	RUSAK Katsiaryna	BELARUS	1:17.099(20)	2:31.306 1:14.206(11)	47.585 km/h	
14	46	CREIGHTON Erin grace	IRELAND	1:15.569(12)	2:32.071 1:16.502(15)	47.346 km/h	
15	56	PEPOLI Sara	ITALY	1:16.293(16)	2:32.202 1:15.909(14)	47.305 km/h	
16	6	KAROTKINA Alina	BELARUS	1:16.219(15)	2:33.192 1:16.973(17)	46.999 km/h	
17	19	ALBERT BOSCH Ainara	SPAIN	1:16.559(18)	2:33.335 1:16.776(16)	46.956 km/h	
18	64	DLUGAS Anna	POLAND	1:16.024(14)	2:33.356 1:17.332(18)	46.949 km/h	
19	3	JOORIS Febe	BELGIUM	1:16.835(19)	2:34.601 1:17.765(20)	46.571 km/h	
20	86	KOLYZHUK Anna	UKRAINE	1:18.001(21)	2:35.650 1:17.648(19)	46.257 km/h	
21	48	SIMMONS Maia	IRELAND	1:16.334(17)	2:41.762 1:25.427(21)	44.509 km/h	
	16	HOLM Mikka	DENMARK		DNS		

Qualification rule: Fastest 2 riders race for Gold, and 3rd and 4th riders race for Bronze

Communiqué approved by the Secretary of the Commissaires Panel _____

17-22 August 2021

Communiqué n° 137

Women Junior Individual Pursuit

Finals/ Finales

Start List / Liste de départ

World Record: 2'18"080 ELLESSE ANDREWS (NZL) 26.08.2017 MONTICHIARI (ITA)

Race distance: 2000m

World record: .000

For Bronze medal	Number	Name	Team
	37	ARENDT Franzl	GERMANY
	5	VANHOVE Marith	BELGIUM

For Gold medal	Number	Name	Team
	34	BACKSTEDT Zoe	GREAT BRITAIN
	74	IVANCHENKO Alena	RUSSIAN FEDERATION

Communiqué approved by the Secretary of the Commissaires Panel _____

17-22 August 2021

Communiqué n° 138

Women Junior Individual Pursuit

Results and Final Classification / Résultats et classement final

World Record: 2'18"080 ELLESSE ANDREWS (NZL) 26.08.2017 MONTICHIARI (ITA)

Race distance: 2000m

Medal	Rank	Name	Team	1000m	Time	Speed
Gold	1	34 BACKSTEDT Zoe	GREAT BRITAIN	1:09.782 (1)	2:18.675 2:18.675 (1)	51.919
Silver	2	74 IVANCHENKO Alena	RUSSIAN FEDERATION	1:12.106 (2)	2:22.531 2:22.531 (2)	50.515
Bronze	3	5 VANHOVE Marith	BELGIUM	1:12.291	2:23.982	50.006
	4	37 ARENDT Franzl	GERMANY	1:11.686	2:24.092	49.967
	5	51 CIPRESSI Carlotta	ITALY			
	6	42 SIGMUND Marla	GERMANY			
	7	71 SZALINSKA Tamara	POLAND			
	8	15 AUERBACH LIND Laura	DENMARK			
	9	23 ESCALERA Isabella maria	SPAIN			
	10	24 AINTILA Wilma	FINLAND			
	11	76 MOISEEVA Alina	RUSSIAN FEDERATION			
	12	27 LISTER Grace	GREAT BRITAIN			
	13	7 RUSAK Katsiaryna	BELARUS			
	14	46 CREIGHTON Erin grace	IRELAND			
	15	56 PEPOLI Sara	ITALY			
	16	6 KAROTKINA Alina	BELARUS			
	17	19 ALBERT BOSCH Ainara	SPAIN			
	18	64 DLUGAS Anna	POLAND			
	19	3 JOORIS Febe	BELGIUM			
	20	86 KOLYZHUK Anna	UKRAINE			
	21	48 SIMMONS Maia	IRELAND			

Communiqué approved by the Secretary of the Commissaires Panel

17-22 August 2021

Communiqué n° 139A

Men U23 1km Time Trial

Final

Start List / Liste de départ

World Record: 56"303 FRANCOIS PERVIS (FRA) 07.12.2013 AGUASCALIENTES (MEX)

Race distance: 1000m

Heat	Bib	Name	Team
1	14	VANDENBRANDEN Noah	BELGIUM
2	21	WINKLER Oskar	DENMARK
3	27	DERACHE Tom	FRANCE
4	38	SCHMIDT Paul	GERMANY
5	76	BURAWSKI Konrad	POLAND
6	52	DONALD Christopher	IRELAND
7	62	GALLI Niccolo	ITALY
8	66	ROMIJN Lars	NETHERLANDS
9	44	NORRIS Hayden	GREAT BRITAIN
10	79	SZTRAUCH Mateusz	POLAND
11	90	GLADYSHEV Ivan	RUSSIAN FEDERATION
12	99	ERIKSSON Christoffer	SWEDEN
13	103	WEISS Dominik	SWITZERLAND
14	10	PAPRUHA Pavel	BELARUS
15	102	FORTIS Damien	SWITZERLAND
16	109	DANYLCHUK Bohdan	UKRAINE
17	54	BARNES Harvey	IRELAND
18	29	SITCHINAVA Nika	GEORGIA
19	65	KOOL Daan	NETHERLANDS
20	111	DYDKO Mykhaylo yaroslav	UKRAINE
21	17	STASTNY Jakub	CZECH REPUBLIC
22	93	ROSTOV Pavel	RUSSIAN FEDERATION
23	60	BIANCHI Matteo	ITALY
24	31	HOHNE Anton	GERMANY

Communiqué approved by the Secretary of the Commissaires Panel _____

Report printed: 19/08/2021 17:10

SPORTS TIMING SOFTWARE www.veloresults.com

TCM v 2 Page 1/1

17-22 August 2021

Communiqué n° 140

Men U23 1km Time Trial

Final

Results / Résultats

World Record:56"303 FRANCOIS PERVIS (FRA) 07.12.2013 AGUASCALIENTES (MEX)

Race distance: 1000m

Rank	Bib	Name	Team	250m	500m	750m	Time	Speed
1	65	KOOL Daan	NETHERLANDS	18.823(3)	32.206(3) 13.382(4)	46.207(2) 14.001(4)	1:01.569 15.361(6)	58.470 km/h
2	44	NORRIS Hayden	GREAT BRITAIN	18.257(1)	31.577(1) 13.319(3)	45.806(1) 14.229(5)	1:01.714 15.907(15)	58.333 km/h
3	31	HOHNE Anton	GERMANY	19.336(8)	32.505(5) 13.168(1)	46.369(3) 13.864(1)	1:01.811 15.442(7)	58.242 km/h
4	27	DERACHE Tom	FRANCE	19.216(7)	32.428(4) 13.212(2)	46.389(4) 13.960(3)	1:02.054 15.665(10)	58.013 km/h
5	14	VANDENBRANDEN Noah	BELGIUM	20.092(18)	33.705(14) 13.613(6)	47.608(7) 13.902(2)	1:02.364 14.755(1)	57.725 km/h
6	93	ROSTOV Pavel	RUSSIAN FEDERATI	18.584(2)	32.048(2) 13.463(5)	46.458(5) 14.410(8)	1:02.531 16.072(16)	57.571 km/h
7	90	GLADYSHEV Ivan	RUSSIAN FEDERATI	19.070(5)	33.083(6) 14.013(12)	47.632(8) 14.548(11)	1:02.920 15.288(4)	57.215 km/h
8	79	SZTRAUCH Mateusz	POLAND	19.540(12)	33.534(13) 13.994(11)	47.967(10) 14.433(10)	1:03.224 15.257(3)	56.940 km/h
9	17	STASTNY Jakub	CZECH REPUBLIC	19.363(9)	33.174(7) 13.811(8)	47.523(6) 14.349(7)	1:03.244 15.721(11)	56.922 km/h
10	38	SCHMIDT Paul	GERMANY	19.636(14)	33.394(10) 13.758(7)	47.734(9) 14.340(6)	1:03.330 15.595(9)	56.845 km/h
11	62	GALLI Niccolo	ITALY	20.339(20)	34.564(18) 14.225(16)	48.982(17) 14.417(9)	1:03.882 14.900(2)	56.353 km/h
12	66	ROMIJN Lars	NETHERLANDS	19.546(13)	33.470(11) 13.924(9)	48.139(11) 14.668(13)	1:04.015 15.875(14)	56.236 km/h
13	99	ERIKSSON Christoffer	SWEDEN	19.936(17)	33.905(16) 13.969(10)	48.579(15) 14.673(14)	1:04.446 15.867(13)	55.860 km/h
14	76	BURAWSKI Konrad	POLAND	19.200(6)	33.305(9) 14.104(15)	48.178(12) 14.873(18)	1:04.546 16.367(17)	55.774 km/h
15	54	BARNES Harvey	IRELAND	19.510(11)	33.530(12) 14.019(13)	48.379(13) 14.849(17)	1:04.828 16.448(19)	55.531 km/h
16	103	WEISS Dominik	SWITZERLAND	20.374(21)	34.766(20) 14.391(18)	49.369(18) 14.603(12)	1:04.958 15.588(8)	55.420 km/h
17	109	DANYLCHUK Bohdan	UKRAINE	18.954(4)	33.238(8) 14.284(17)	48.437(14) 15.198(20)	1:05.041 16.603(21)	55.349 km/h
18	10	PAPRUHA Pavel	BELARUS	19.757(16)	33.796(15) 14.039(14)	48.717(16) 14.920(19)	1:05.178 16.461(20)	55.233 km/h
19	102	FORTIS Damien	SWITZERLAND	20.209(19)	34.742(19) 14.532(19)	49.579(19) 14.837(16)	1:05.442 15.862(12)	55.010 km/h
20	21	WINKLER Oskar	DENMARK	21.080(23)	35.665(22) 14.585(20)	50.365(21) 14.700(15)	1:05.725 15.360(5)	54.773 km/h
21	111	DYDKO Mykhaylo yaroslav	UKRAINE	19.493(10)	34.084(17) 14.590(21)	49.619(20) 15.535(22)	1:06.406 16.787(22)	54.211 km/h
22	52	DONALD Christopher	IRELAND	20.754(22)	35.723(23) 14.968(22)	51.115(22) 15.392(21)	1:07.554 16.438(18)	53.290 km/h
23	29	SITCHINAVA Nika	GEORGIA	21.262(24)	36.419(24) 15.157(23)	52.053(23) 15.633(23)	1:09.132 17.079(23)	52.074 km/h

Report printed: 19/08/2021 19:41

TCT v1.1 Page 1/2

17-22 August 2021

Communiqué n° 140

Men U23 1km Time Trial

Final

Results / Résultats

World Record:56"303 FRANCOIS PERVIS (FRA) 07.12.2013 AGUASCALIENTES (MEX)

Race distance: 1000m

Rank	Bib	Name	Team	250m	500m	750m	Time	Speed
24	60	BIANCHI Matteo	ITALY	19.727(15)	35.017(21) 15.290(24)	52.155(24) 17.137(24)	1:11.795 19.640(24)	50.142 km/h

Communiqué approved by the President of the Commissaires Panel

Report printed: 19/08/2021 19:41

17-22 August 2021

Communiqué n° 141

Men U23 Sprint Qualification

Start List / Liste de départ

World Record: 9"100 NICHOLAS PAUL (TTO) 04.09.2019 COCHABAMBA (BOL)

Race distance: 200m flying start

Heat	Bib	Name	Team
1	43	TURNBULL Hamish	GREAT BRITAIN
2	102	FORTIS Damien	SWITZERLAND
3	44	NORRIS Hayden	GREAT BRITAIN
4	66	ROMIJN Lars	NETHERLANDS
5	69	VAN LOON Tijmen	NETHERLANDS
6	78	KOWAL Lukasz	POLAND
7	10	PAPRUHA Pavel	BELARUS
8	54	BARNES Harvey	IRELAND
9	26	BERNERON Paul	FRANCE
10	109	DANYLCHUK Bohdan	UKRAINE
11	33	JAGER Julien	GERMANY
12	4	HLOVA Aliaksandr	BELARUS
13	72	ROCHNA Daniel	POLAND
14	60	BIANCHI Matteo	ITALY
15	114	DENYSENKO Vladyslav	UKRAINE
16	86	BURLAKOV Danila	RUSSIAN FEDERATION
17	50	LIVANOS Konstantinos	GREECE
18	31	HOHNE Anton	GERMANY
19	17	STASTNY Jakub	CZECH REPUBLIC
20	27	DERACHE Tom	FRANCE
21	51	LOVASSY Patrik romeo	HUNGARY
22	92	IAKOVLEV Mikhail	RUSSIAN FEDERATION

Qualification rule: Top 16 riders qualify for 1/8 finals.

Communiqué approved by the Secretary of the Commissaires Panel _____

Report printed: 19/08/2021 09:27

SPORTS TIMING SOFTWARE www.veloresults.com

TCM v 2 Page 1/1

Men U23 Sprint Qualification

Final

Results / Résultats

World Record: 9"100 NICHOLAS PAUL (TTO) 04.09.2019 COCHABAMBA (BOL)

Race distance: 200m flying start

Rank	Bib	Name	Team	100m	Time	Speed
1	92	IAKOVLEV Mikhail	RUSSIAN FEDERATIO	4.785(1)	9.701 4.915(1)	74.219 km/h
2	27	DERACHE Tom	FRANCE	4.886(2)	9.883 4.996(2)	72.852 km/h
3	31	HOHNE Anton	GERMANY	4.926(3)	9.975 5.048(3)	72.180 km/h
4	72	ROCHNA Daniel	POLAND	4.947(4)	10.004 5.056(4)	71.971 km/h
5	86	BURLAKOV Danila	RUSSIAN FEDERATIO	4.963(6)	10.040 5.076(5)	71.713 km/h
6	69	VAN LOON Tijmen	NETHERLANDS	4.950(5)	10.054 5.104(8)	71.613 km/h
7	43	TURNBULL Hamish	GREAT BRITAIN	4.977(8)	10.061 5.084(6)	71.563 km/h
8	17	STASTNY Jakub	CZECH REPUBLIC	4.967(7)	10.066 5.099(7)	71.527 km/h
9	33	JAGER Julien	GERMANY	5.005(9)	10.120 5.115(10)	71.146 km/h
10	44	NORRIS Hayden	GREAT BRITAIN	5.044(12)	10.150 5.106(9)	70.935 km/h
11	50	LIVANOS Konstantinos	GREECE	5.029(10)	10.155 5.126(11)	70.901 km/h
12	51	LOVASSY Patrik romeo	HUNGARY	5.044(11)	10.245 5.201(13)	70.278 km/h
13	66	ROMIJN Lars	NETHERLANDS	5.114(16)	10.286 5.172(12)	69.998 km/h
14	26	BERNERON Paul	FRANCE	5.089(14)	10.309 5.220(14)	69.841 km/h
15	78	KOWAL Lukasz	POLAND	5.087(13)	10.332 5.245(16)	69.686 km/h
16	60	BIANCHI Matteo	ITALY	5.127(17)	10.367 5.240(15)	69.451 km/h
17	4	HLOVA Aliaksandr	BELARUS	5.097(15)	10.426 5.329(17)	69.058 km/h
18	10	PAPRUHA Pavel	BELARUS	5.186(18)	10.524 5.338(18)	68.415 km/h
19	114	DENYSENKO Vladyslav	UKRAINE	5.222(20)	10.574 5.352(19)	68.091 km/h
20	54	BARNES Harvey	IRELAND	5.200(19)	10.584 5.384(20)	68.027 km/h
21	109	DANYLCHUK Bohdan	UKRAINE	5.270(21)	10.671 5.400(21)	67.472 km/h
22	102	FORTIS Damien	SWITZERLAND	5.411(22)	10.951 5.539(22)	65.747 km/h

Qualification rule: Top 16 riders qualify for 1/8 finals.

Communiqué approved by the Secretary of the Commissaires Panel _____

17-22 August 2021

Communiqué n° 143

Men U23 Sprint Start List / Liste de départ

1/8 Finals Heat	Bib	Name	Team
1/8 Finals Heat 1	92	IAKOVLEV Mikhail	RUSSIAN FEDERATION
	60	BIANCHI Matteo	ITALY
1/8 Finals Heat 2	27	DERACHE Tom	FRANCE
	78	KOWAL Lukasz	POLAND
1/8 Finals Heat 3	31	HOHNE Anton	GERMANY
	26	BERNERON Paul	FRANCE
1/8 Finals Heat 4	72	ROCHNA Daniel	POLAND
	66	ROMIJN Lars	NETHERLANDS
1/8 Finals Heat 5	86	BURLAKOV Danila	RUSSIAN FEDERATION
	51	LOVASSY Patrik romeo	HUNGARY
1/8 Finals Heat 6	69	VAN LOON Tijmen	NETHERLANDS
	50	LIVANOS Konstantinos	GREECE
1/8 Finals Heat 7	43	TURNBULL Hamish	GREAT BRITAIN
	44	NORRIS Hayden	GREAT BRITAIN
1/8 Finals Heat 8	17	STASTNY Jakub	CZECH REPUBLIC
	33	JAGER Julien	GERMANY

Qualification rule: The Winners of each heat advance to the 1/4 Finals.

Communiqué approved by the Secretary of the Commissaires Panel

17-22 August 2021

Communiqué n° 144

Men U23 Sprint Results / Résultats

Place	Bib	Name	Team		
1/8 Finals Heat 1					
1	92	IAKOVLEV Mikhail	RUSSIAN FEDERATION	X	Time:10.153
2	60	BIANCHI Matteo	ITALY		Speed: 70.915km/h
1/8 Finals Heat 2					
1	27	DERACHE Tom	FRANCE	X	Time:10.684
2	78	KOWAL Lukasz	POLAND		Speed: 67.39km/h
1/8 Finals Heat 3					
1	31	HOHNE Anton	GERMANY	X	Time:10.691
2	26	BERNERON Paul	FRANCE		Speed: 67.346km/h
1/8 Finals Heat 4					
1	72	ROCHNA Daniel	POLAND	X	Time:10.774
2	66	ROMIJN Lars	NETHERLANDS		Speed: 66.827km/h
1/8 Finals Heat 5					
1	86	BURLAKOV Danila	RUSSIAN FEDERATION	X	Time:10.605
2	51	LOVASSY Patrik romeo	HUNGARY		Speed: 67.892km/h
1/8 Finals Heat 6					
1	69	VAN LOON Tijmen	NETHERLANDS	X	Time:10.548
2	50	LIVANOS Konstantinos	GREECE		Speed: 68.259km/h
1/8 Finals Heat 7					
1	43	TURNBULL Hamish	GREAT BRITAIN	X	Time:10.787
2	44	NORRIS Hayden	GREAT BRITAIN		Speed: 66.747km/h
1/8 Finals Heat 8					
1	33	JAGER Julien	GERMANY	X	Time:10.572
2	17	STASTNY Jakub	CZECH REPUBLIC		Speed: 68.104km/h

Qualification rule: The Winners of each heat advance to the 1/4 Finals.

Communiqué approved by the Secretary of the Commissaires Panel

Report printed: 20/08/2021 13:05

TCT v2.0 Page 1/1

17-22 August 2021

Communiqué n° 145

Men U23 Sprint Start List / Liste de départ

1/4 Finals Heat 1	Bib	Name	Team
	92	IAKOVLEV Mikhail	RUSSIAN FEDERATION
	33	JAGER Julien	GERMANY
1/4 Finals Heat 2	Bib	Name	Team
	27	DERACHE Tom	FRANCE
	43	TURNBULL Hamish	GREAT BRITAIN
1/4 Finals Heat 3	Bib	Name	Team
	31	HOHNE Anton	GERMANY
	69	VAN LOON Tijmen	NETHERLANDS
1/4 Finals Heat 4	Bib	Name	Team
	72	ROCHNA Daniel	POLAND
	86	BURLAKOV Danila	RUSSIAN FEDERATION

Communiqué approved by the Secretary of the Commissaires Panel _____

17-22 August 2021

Communiqué n° 146

Men U23 Sprint

Results / Résultats

Place	Bib	Name	Team	Race 1	Race 2	Decider
1/4 Finals Heat 1						
1	92	IAKOVLEV Mikhail	RUSSIAN FEDERATION	X	X	
2	33	JAGER Julien	GERMANY			
				Time:10.063 71.549km/h	Time:09.998 72.014km/h	
1/4 Finals Heat 2						
1	27	DERACHE Tom	FRANCE		X	X
2	43	TURNBULL Hamish	GREAT BRITAIN	X		
				Time:10.360 69.498km/h	Time:10.524 68.415km/h	Time:10.788 69.498km/h
1/4 Finals Heat 3						
1	31	HOHNE Anton	GERMANY	X	X	
2	69	VAN LOON Tijmen	NETHERLANDS			
				Time:10.531 68.369km/h	Time:10.988 65.526km/h	
1/4 Finals Heat 4						
1	86	BURLAKOV Danila	RUSSIAN FEDERATION	X		X
2	72	ROCHNA Daniel	POLAND		X	
				Time:10.468 68.781km/h	Time:10.490 68.636km/h	Time:10.885 68.781km/h

Relegation for rider No 27 DERACHE Tom (FRA) for entering the sprinter's lane when the opponent was already there.
 Relegation for rider No 86 BURLAKOV Danila (RUS) for moving outward with the intention of forcing the opponent to go up.

Communiqué approved by the Secretary of the Commissaires Panel

Report printed: 20/08/2021 14:10

TCT v2.0 Page 1/1

17-22 August 2021

Communiqué n° 147

Men U23 Sprint Start List / Liste de départ

Semifinals Heat 1	Bib	Name	Team
	92	IAKOVLEV Mikhail	RUSSIAN FEDERATION
	86	BURLAKOV Danila	RUSSIAN FEDERATION

Semifinals Heat 2	Bib	Name	Team
	27	DERACHE Tom	FRANCE
	31	HOHNE Anton	GERMANY

Communiqué approved by the Secretary of the Commissaires Panel

17-22 August 2021

Communiqué n° 148

Men U23 Sprint Results / Résultats

Place	Bib	Name	Team	Race 1	Race 2	Decider
Semifinals Heat 1						
1	92	IAKOVLEV Mikhail	RUSSIAN FEDERATION	X	X	
2	86	BURLAKOV Danila	RUSSIAN FEDERATION	Time:10.028 71.798km/h	Time:10.009 71.935km/h	
Semifinals Heat 2						
1	27	DERACHE Tom	FRANCE	X	X	
2	31	HOHNE Anton	GERMANY	Time:10.340 69.632km/h	Time:10.496 68.597km/h	

Communiqué approved by the Secretary of the Commissaires Panel

Report printed: 21/08/2021 16:54

TCT v2.0 Page 1/1

17-22 August 2021

Communiqué n° 149

Men U23 Sprint Start List / Liste de départ

Final for Bronze	Bib	Name	Team
	86	BURLAKOV Danila	RUSSIAN FEDERATION
	31	HOHNE Anton	GERMANY

Final for Gold	Bib	Name	Team
	92	IAKOVLEV Mikhail	RUSSIAN FEDERATION
	27	DERACHE Tom	FRANCE

Communiqué approved by the Secretary of the Commissaires Panel

17-22 August 2021

Communiqué n° 150

Men U23 Sprint

Results / Résultats

Place	Bib	Name	Team	Race 1	Race 2	Decider
Final for Bronze						
1	31	HOHNE Anton	GERMANY	X	X	
2	86	BURLAKOV Danila	RUSSIAN FEDERATION	REL		
				Time:10.054 71.613km/h	Time:09.430 76.352km/h	
Final for Gold						
1	92	IAKOVLEV Mikhail	RUSSIAN FEDERATION	X	X	
2	27	DERACHE Tom	FRANCE			
				Time:00.000 ∞km/h	Time:09.840 73.17km/h	

RELEGATION for rider #86 BURLAKOV, Danila (RUS) UCI ID 10034956154 for entering the sprinter's lane when the opponent was already there.

Communiqué approved by the Secretary of the Commissaires Panel

Report printed: 21/08/2021 18:39

TCT v2.0 Page 1/1

Men U23 Sprint
Final Classification / Classement Final

Rank	Bib	Rider	Team	UCI ID
1	92	IAKOVLEV, Mikhail	RUSSIAN FEDERATION	10034964036
2	27	DERACHE, Tom	FRANCE	10026071156
3	31	HOHNE, Anton	GERMANY	10050002066
4	86	BURLAKOV, Danila	RUSSIAN FEDERATION	10034956154
5	72	ROCHNA, Daniel	POLAND	10015915559
6	69	VAN LOON, Tijmen	NETHERLANDS	10023438921
7	43	TURNBULL, Hamish	GREAT BRITAIN	10015483305
8	33	JAGER, Julien	GERMANY	10036435406
9	17	STASTNY, Jakub	CZECH REPUBLIC	10048100765
10	44	NORRIS, Hayden	GREAT BRITAIN	10083501624
11	50	LIVANOS, Konstantinos	GREECE	10081023272
12	51	LOVASSY, Patrik romeo	HUNGARY	10061956813
13	66	ROMIJN, Lars	NETHERLANDS	10022807613
14	26	BERNERON, Paul	FRANCE	10026805124
15	78	KOWAL, Lukasz	POLAND	10015916367
16	60	BIANCHI, Matteo	ITALY	10028995102
17	4	HLOVA, Aliaksandr	BELARUS	10015977803
18	10	PAPRUHA, Pavel	BELARUS	10064295826
19	114	DENYSENKO, Vladyslav	UKRAINE	10088726789
20	54	BARNES, Harvey	IRELAND	10015329216
21	109	DANYLCHUK, Bohdan	UKRAINE	10088729419
22	102	FORTIS, Damien	SWITZERLAND	10034782261

Communiqué approved by the Secretary of the Commissaires Panel

Women Junior Omnium I Scratch Race
Start List / Liste de départ

Race distance: 5 km (20 laps)

Starting on the Railing

No.	Rider	Nation	Team
25	BOULAIS Flavie	FRA	FRANCE
84	LUKACOVA Laura	SVK	SLOVAKIA
49	BASH DUBINSKI Ori	ISR	ISRAEL
19	ALBERT BOSCH Ainara	ESP	SPAIN
69	WANKIEWICZ Olga	POL	POLAND
79	ABAIDULLINA Inna	RUS	RUSSIAN FEDERATION
73	ROXO Beatriz	POR	PORTUGAL
40	EBERLE Lana	GER	GERMANY
9	NEMCOVA Barbora	CZE	CZECH REPUBLIC
63	VAN DER MOLEN Yuli	NED	NETHERLANDS
46	CREIGHTON Erin grace	IRL	IRELAND

Starting on the Blueband

No.	Rider	Nation	Team
87	HOLOD Yelyzaveta	UKR	UKRAINE
1	MARTINI Johanna	AUT	AUSTRIA
6	KAROTKINA Alina	BLR	BELARUS
44	SARY Boglarka	HUN	HUNGARY
61	BASKEVICIUTE Greta	LTU	LITHUANIA
83	LEU Lorena	SUI	SWITZERLAND
32	COUZENS Millie	GBR	GREAT BRITAIN
5	VANHOVE Marith	BEL	BELGIUM
24	AINTILA Wilma	FIN	FINLAND
55	FIORIN Sara	ITA	ITALY
17	ANDERSON Solbjork	DEN	DENMARK

Communiqué approved by the Secretary of the Commissaires Panel

Report printed: 19/08/2021 17:16

SPORTS TIMING SOFTWARE www.veloresults.com

TCM v4 Page 1/1

17-22 August 2021

Communiqué n° 153A

Women Junior Omnium I Scratch Race
Results / Résultats

Race distance: 5 km (20 laps)

Elapsed time: 14:25

Average speed: Speed: 20.809 km/h

Rank	Bib	Name	Nation	Team	Laps Down
1	79	ABAIDULLINA Inna	RUS	RUSSIAN FEDERATIO	
2	69	WANKIEWICZ Olga	POL	POLAND	
3	32	COUZENS Millie	GBR	GREAT BRITAIN	
4	63	VAN DER MOLEN Yuli	NED	NETHERLANDS	
5	9	NEMCOVA Barbora	CZE	CZECH REPUBLIC	
6	5	VANHOVE Marith	BEL	BELGIUM	
7	40	EBERLE Lana	GER	GERMANY	
8	49	BASH DUBINSKI Ori	ISR	ISRAEL	
9	55	FIORIN Sara	ITA	ITALY	
10	73	ROXO Beatriz	POR	PORTUGAL	
11	25	BOULAIS Flavie	FRA	FRANCE	
12	6	KAROTKINA Alina	BLR	BELARUS	
13	1	MARTINI Johanna	AUT	AUSTRIA	
14	83	LEU Lorena	SUI	SWITZERLAND	
15	24	AINNILA Wilma	FIN	FINLAND	
16	17	ANDERSON Solbjork	DEN	DENMARK	
17	44	SARY Boglarka	HUN	HUNGARY	
18	87	HOLID Yelyzaveta	UKR	UKRAINE	
19	61	BASKEVICIUTE Greta	LTU	LITHUANIA	
20	46	CREIGHTON Erin grace	IRL	IRELAND	
	19	ALBERT BOSCH Ainara	ESP	SPAIN	DNF
	84	LUKACOVA Laura	SVK	SLOVAKIA	DNS

Relegation for rider No 6 KAROTKINA Alina (BLR), for not holding her line during the final sprint

Communiqué approved by the Secretary of the Commissaires Panel

Report printed: 20/08/2021 12:17

SPORTS TIMING SOFTWARE www.veloresults.com

TCM v4 Page 1/1

Women Junior Omnium
Results / Résultats
After 1 event

Rank	No.	Name	Team	sc	te	el	Subtotal Points	Points Race						Lap Points	Finish Order	Total
								1	2	3	4	5	6			
1	79	ABAIDULLINA Inna	RUSSIAN FEDERATION	40 (1)			40							0		
2	69	WANKIEWICZ Olga	POLAND	38 (2)			38							0		
3	32	COUZENS Millie	GREAT BRITAIN	36 (3)			36							0		
4	63	VAN DER MOLEN Yuli	NETHERLANDS	34 (4)			34							0		
5	9	NEMCOVA Barbora	CZECH REPUBLIC	32 (5)			32							0		
6	5	VANHOVE Marith	BELGIUM	30 (6)			30							0		
7	40	EBERLE Lana	GERMANY	28 (7)			28							0		
8	49	BASH DUBINSKI Ori	ISRAEL	26 (8)			26							0		
9	55	FIORIN Sara	ITALY	24 (9)			24							0		
10	73	ROXO Beatriz	PORTUGAL	22 (10)			22							0		
11	25	BOULAIS Flavie	FRANCE	20 (11)			20							0		
12	6	KAROTKINA Alina	BELARUS	18 (12)			18							0		
13	1	MARTINI Johanna	AUSTRIA	16 (13)			16							0		
14	83	LEU Lorena	SWITZERLAND	14 (14)			14							0		
15	24	AINTILA Wilma	FINLAND	12 (15)			12							0		
16	17	ANDERSON Solbjork	DENMARK	10 (16)			10							0		
17	44	SARY Boglarka	HUNGARY	8 (17)			8							0		
18	87	HOLOD Yelyzaveta	UKRAINE	6 (18)			6							0		
19	61	BASKEVICIUTE Greta	LITHUANIA	4 (19)			4							0		
20	46	CREIGHTON Erin grace	IRELAND	2 (20)			2							0		
21	19	ALBERT BOSCH Ainara	SPAIN	0 (99)	DNF	DNF								0		
22	84	LUKACOVA Laura	SLOVAKIA	0 (100)	DNS	DNS								0		

Communiqué approved by the Secretary of the Commissaires Panel

Women Junior Omnium II Tempo Race
Start List / Liste de départ

Starting on the Railing

Bib	Rider	Team
79	ABAI DULLINA Inna	RUSSIAN FEDERATION
32	COUZENS Millie	GREAT BRITAIN
9	NEMCOVA Barbora	CZECH REPUBLIC
40	EBERLE Lana	GERMANY
55	FIORIN Sara	ITALY
25	BOULAIS Flavie	FRANCE
1	MARTINI Johanna	AUSTRIA
24	AIN TILA Wilma	FINLAND
44	SARY Boglarka	HUNGARY
61	BASKEVICIUTE Greta	LITHUANIA

Starting on the Blueband

Bib	Rider	Team
69	WANKIEWICZ Olga	POLAND
63	VAN DER MOLEN Yuli	NETHERLANDS
5	VANHOVE Marith	BELGIUM
49	BASH DUBINSKI Ori	ISRAEL
73	ROXO Beatriz	PORTUGAL
6	KAROTKINA Alina	BELARUS
83	LEU Lorena	SWITZERLAND
17	ANDERSON Solbjork	DENMARK
87	HOLOD Yelyzaveta	UKRAINE
46	CREIGHTON Erin grace	IRELAND

Communiqué approved by the Secretary of the Commissaires Panel

Report printed: 20/08/2021 12:08

TCT v2 Page 1/1

**Women Junior Omnium II Tempo Race
Results / Résultats**

Rank	Bib	Name	Team	Sprints Won	Lap Points	Finish Order	Points
1	79	Inna ABAIDULLINA	RUSSIAN FEDERATION	7, 8, 9, 11, 12, 13	20	16	26
2	32	Millie COUZENS	GREAT BRITAIN	3, 4, 5, 10, 14	20	17	25
3	69	Olga WANKIEWICZ	POLAND	6, 15	20	18	22
4	63	Yuli VAN DER MOLEN	NETHERLANDS	16, 17	0	1	2
5	6	Alina KAROTKINA	BELARUS	1	0	6	1
6	40	Lana EBERLE	GERMANY	2	0	9	1
7	5	Marith VANHOVE	BELGIUM		0	2	0
8	55	Sara FIORIN	ITALY		0	3	0
9	25	Flavie BOULAIS	FRANCE		0	4	0
10	73	Beatriz ROXO	PORTUGAL		0	5	0
11	87	Yelyzaveta HOLOD	UKRAINE		0	7	0
12	9	Barbora NEMCOVA	CZECH REPUBLIC		0	8	0
13	1	Johanna MARTINI	AUSTRIA		0	10	0
14	49	Ori BASH DUBINSKI	ISRAEL		0	11	0
15	83	Lorena LEU	SWITZERLAND		0	12	0
16	46	Erin grace CREIGHTON	IRELAND		0	13	0
17	17	Solbjork ANDERSON	DENMARK		0	14	0
18	24	Wilma AINTILA	FINLAND		0	15	0
19	61	Greta BASKEVICIUTE	LITHUANIA		0	19	0
20	44	Boglarka SARY	HUNGARY		-20	20	-20

Communiqué approved by the Secretary of the Commissaires Panel

Report printed: 20/08/2021 13:10

www.veloreults.com

TCM v2

Page 1/1

Women Junior Omnium
Results / Résultats
After 2 event

Rank	No.	Name	Team	sc	te	el	Subtotal Points	Points Race						Lap Points	Finish Order	Total
								1	2	3	4	5	6			
1	79	ABAIDULLINA Inna	RUSSIAN FEDERATION	40 (1)	40 (1)		80							0		
2	32	COUZENS Millie	GREAT BRITAIN	36 (3)	38 (2)		74							0		
3	69	WANKIEWICZ Olga	POLAND	38 (2)	36 (3)		74							0		
4	63	VAN DER MOLEN Yuli	NETHERLANDS	34 (4)	34 (4)		68							0		
5	40	EBERLE Lana	GERMANY	28 (7)	30 (6)		58							0		
6	5	VANHOVE Marith	BELGIUM	30 (6)	28 (7)		58							0		
7	6	KAROTKINA Alina	BELARUS	18 (12)	32 (5)		50							0		
8	55	FIORIN Sara	ITALY	24 (9)	26 (8)		50							0		
9	9	NEMCOVA Barbora	CZECH REPUBLIC	32 (5)	18 (12)		50							0		
10	25	BOULAIS Flavie	FRANCE	20 (11)	24 (9)		44							0		
11	73	ROXO Beatriz	PORTUGAL	22 (10)	22 (10)		44							0		
12	49	BASH DUBINSKI Ori	ISRAEL	26 (8)	14 (14)		40							0		
13	1	MARTINI Johanna	AUSTRIA	16 (13)	16 (13)		32							0		
14	87	HOLOD Yelyzaveta	UKRAINE	6 (18)	20 (11)		26							0		
15	83	LEU Lorena	SWITZERLAND	14 (14)	12 (15)		26							0		
16	17	ANDERSON Solbjork	DENMARK	10 (16)	8 (17)		18							0		
17	24	AINILA Wilma	FINLAND	12 (15)	6 (18)		18							0		
18	46	CREIGHTON Erin grace	IRELAND	2 (20)	10 (16)		12							0		
19	44	SARY Boglarka	HUNGARY	8 (17)	2 (20)		10							0		
20	61	BASKEVICIUTE Greta	LITHUANIA	4 (19)	4 (19)		8							0		
21	19	ALBERT BOSCH Ainara	SPAIN	0 (99)	DNF	DNF								0		
22	84	LUKACOVA Laura	SLOVAKIA	0 (100)	DNS	DNS								0		

Communiqué approved by the Secretary of the Commissaires Panel

Women Junior Omnium III Elimination
Start List / Liste de départ

Starting on the Railing

No.	Rider	Nation	Team
79	ABAIDULLINA Inna	RUS	RUSSIAN FEDERATION
69	WANKIEWICZ Olga	POL	POLAND
40	EBERLE Lana	GER	GERMANY
6	KAROTKINA Alina	BLR	BELARUS
9	NEMCOVA Barbora	CZE	CZECH REPUBLIC
73	ROXO Beatriz	POR	PORTUGAL
1	MARTINI Johanna	AUT	AUSTRIA
83	LEU Lorena	SUI	SWITZERLAND
24	AINTILA Wilma	FIN	FINLAND
44	SARY Boglarka	HUN	HUNGARY

Starting on the Blueband

No.	Rider	Nation	Team
32	COUZENS Millie	GBR	GREAT BRITAIN
63	VAN DER MOLEN Yuli	NED	NETHERLANDS
5	VANHOVE Marith	BEL	BELGIUM
55	FIORIN Sara	ITA	ITALY
25	BOULAIS Flavie	FRA	FRANCE
49	BASH DUBINSKI Ori	ISR	ISRAEL
87	HOLOD Yelyzaveta	UKR	UKRAINE
17	ANDERSON Solbjork	DEN	DENMARK
46	CREIGHTON Erin grace	IRL	IRELAND
61	BASKEVICIUTE Greta	LTU	LITHUANIA

Communiqué approved by the Secretary of the Commissaires Panel

Report printed: 20/08/2021 13:12

SPORTS TIMING SOFTWARE www.veloresults.com

TCM v4 Page 1/1

Women Junior Omnium III Elimination
Results / Résultats

Rank	Bib	Name	Nation	Team	Laps Down
1	55	FIORIN Sara	ITA	ITALY	
2	79	ABAIDULLINA Inna	RUS	RUSSIAN FEDERATIO	
3	69	WANKIEWICZ Olga	POL	POLAND	
4	32	COUZENS Millie	GBR	GREAT BRITAIN	
5	5	VANHOVE Marith	BEL	BELGIUM	
6	63	VAN DER MOLEN Yuli	NED	NETHERLANDS	
7	40	EBERLE Lana	GER	GERMANY	
8	9	NEMCOVA Barbora	CZE	CZECH REPUBLIC	
9	83	LEU Lorena	SUI	SWITZERLAND	
10	17	ANDERSON Solbjork	DEN	DENMARK	
11	49	BASH DUBINSKI Ori	ISR	ISRAEL	
12	25	BOULAIS Flavie	FRA	FRANCE	
13	61	BASKEVICIUTE Greta	LTU	LITHUANIA	
14	73	ROXO Beatriz	POR	PORTUGAL	
15	44	SARY Boglarka	HUN	HUNGARY	
16	46	CREIGHTON Erin grace	IRL	IRELAND	
17	1	MARTINI Johanna	AUT	AUSTRIA	
18	6	KAROTKINA Alina	BLR	BELARUS	
19	87	HOLID Yelyzaveta	UKR	UKRAINE	
20	24	AINTILA Wilma	FIN	FINLAND	

RELEGATION for rider #25 BOULAIS, Flavie (FRA) UCI ID 10067434582 for entering the sprinter's lane when the opponent was already there.

RELEGATION for rider #17 ANDERSON, Solbjørk (DEN) UCI ID 10048803512 for entering the sprinter's lane when the opponent was already there.

RELEGATION for rider # 9 NEMCOVA, Barbora (CZE) UCI ID 10047309914 for entering the sprinter's lane when the opponent was already there.

Communiqué approved by the Secretary of the Commissaires Panel

Women Junior Omnium
Results / Résultats
After 3 events

Rank	No.	Name	Team	sc	te	el	Subtotal Points	Points Race						Lap Points	Finish Order	Total
								1	2	3	4	5	6			
1	79	ABAIDULLINA Inna	RUSSIAN FEDERATION	40 (1)	40 (1)	38 (2)	118							0		
2	69	WANKIEWICZ Olga	POLAND	38 (2)	36 (3)	36 (3)	110							0		
3	32	COUZENS Millie	GREAT BRITAIN	36 (3)	38 (2)	34 (4)	108							0		
4	63	VAN DER MOLEN Yuli	NETHERLANDS	34 (4)	34 (4)	30 (6)	98							0		
5	55	FIORIN Sara	ITALY	24 (9)	26 (8)	40 (1)	90							0		
6	5	VANHOVE Marith	BELGIUM	30 (6)	28 (7)	32 (5)	90							0		
7	40	EBERLE Lana	GERMANY	28 (7)	30 (6)	28 (7)	86							0		
8	9	NEMCOVA Barbora	CZECH REPUBLIC	32 (5)	18 (12)	26 (8)	76							0		
9	25	BOULAIS Flavie	FRANCE	20 (11)	24 (9)	18 (12)	62							0		
10	49	BASH DUBINSKI Ori	ISRAEL	26 (8)	14 (14)	20 (11)	60							0		
11	73	ROXO Beatriz	PORTUGAL	22 (10)	22 (10)	14 (14)	58							0		
12	6	KAROTKINA Alina	BELARUS	18 (12)	32 (5)	6 (18)	56							0		
13	83	LEU Lorena	SWITZERLAND	14 (14)	12 (15)	24 (9)	50							0		
14	17	ANDERSON Solbjork	DENMARK	10 (16)	8 (17)	22 (10)	40							0		
15	1	MARTINI Johanna	AUSTRIA	16 (13)	16 (13)	8 (17)	40							0		
16	87	HOLOD Yelyzaveta	UKRAINE	6 (18)	20 (11)	4 (19)	30							0		
17	61	BASKEVICIUTE Greta	LITHUANIA	4 (19)	4 (19)	16 (13)	24							0		
18	44	SARY Boglarka	HUNGARY	8 (17)	2 (20)	12 (15)	22							0		
19	46	CREIGHTON Erin grace	IRELAND	2 (20)	10 (16)	10 (16)	22							0		
20	24	AINNILA Wilma	FINLAND	12 (15)	6 (18)	2 (20)	20							0		
21	19	ALBERT BOSCH Ainara	SPAIN	0 (DNF)	DNF	DNF								0		
22	84	LUKACOVA Laura	SLOVAKIA	0 (DNS)	DNS	DNS								0		

Communiqué approved by the Secretary of the Commissaires Panel

17-22 August 2021

Communiqué n° 161

Women Junior Omnium IV Points Race
Start List / Liste de départ

Race distance: 15 km (60 laps, 6 sprints every 10 laps)

Starting on the Railing

Bib	Rider	Team	Omnium Pts
79	ABAIDULLINA Inna	RUSSIAN FEDERATION	118
32	COUZENS Millie	GREAT BRITAIN	108
55	FIORIN Sara	ITALY	90
40	EBERLE Lana	GERMANY	86
25	BOULAIS Flavie	FRANCE	62
73	ROXO Beatriz	PORTUGAL	58
83	LEU Lorena	SWITZERLAND	50
1	MARTINI Johanna	AUSTRIA	40
61	BASKEVICIUTE Greta	LITHUANIA	24
46	CREIGHTON Erin grace	IRELAND	22

Starting on the Blueband

Bib	Rider	Team	Omnium Pts
69	WANKIEWICZ Olga	POLAND	110
63	VAN DER MOLEN Yuli	NETHERLANDS	98
5	VANHOVE Marith	BELGIUM	90
9	NEMCOVA Barbora	CZECH REPUBLIC	76
49	BASH DUBINSKI Ori	ISRAEL	60
6	KAROTKINA Alina	BELARUS	56
17	ANDERSON Solbjork	DENMARK	40
87	HOLOD Yelyzaveta	UKRAINE	30
44	SARY Boglarka	HUNGARY	22
24	AINTILA Wilma	FINLAND	20

Communiqué approved by the Secretary of the Commissaires Panel

Report printed: 20/08/2021 15:25

TCT v2 Page 1/1

Women Junior Omnium
Results / Résultats
After 4 events

Rank	No.	Name	Team	sc	te	el	Subtotal Points	Points Race						Lap Points	Finish Order	Total
								1	2	3	4	5	6			
1	32	COUZENS Millie	GREAT BRITAIN	36 (3)	38 (2)	34 (4)	108	2	1	1		5	10	0	1	127
2	79	ABAIDULLINA Inna	RUSSIAN FEDERATION	40 (1)	40 (1)	38 (2)	118				3	2		0	6	123
3	69	WANKIEWICZ Olga	POLAND	38 (2)	36 (3)	36 (3)	110			2	1		2	0	4	115
4	25	BOULAIS Flavie	FRANCE	20 (11)	24 (9)	18 (12)	62	5						40	19	107
5	63	VAN DER MOLEN Yuli	NETHERLANDS	34 (4)	34 (4)	30 (6)	98		2			3		0	15	103
6	40	EBERLE Lana	GERMANY	28 (7)	30 (6)	28 (7)	86	3					6	0	2	95
7	5	VANHOVE Marith	BELGIUM	30 (6)	28 (7)	32 (5)	90	1				1		0	8	92
8	55	FIORIN Sara	ITALY	24 (9)	26 (8)	40 (1)	90							0	9	90
9	9	NEMCOVA Barbora	CZECH REPUBLIC	32 (5)	18 (12)	26 (8)	76		3					0	7	79
10	49	BASH DUBINSKI Ori	ISRAEL	26 (8)	14 (14)	20 (11)	60							0	11	60
11	73	ROXO Beatriz	PORTUGAL	22 (10)	22 (10)	14 (14)	58							0	10	58
12	87	HOLOD Yelyzaveta	UKRAINE	6 (18)	20 (11)	4 (19)	30			5	5		4	0	3	44
13	1	MARTINI Johanna	AUSTRIA	16 (13)	16 (13)	8 (17)	40							0	5	40
14	17	ANDERSON Solbjork	DENMARK	10 (16)	8 (17)	22 (10)	40							0	17	40
15	46	CREIGHTON Erin grace	IRELAND	2 (20)	10 (16)	10 (16)	22				2			0	12	24
16	61	BASKEVICIUTE Greta	LITHUANIA	4 (19)	4 (19)	16 (13)	24							0	13	24
17	6	KAROTKINA Alina	BELARUS	18 (12)	32 (5)	6 (18)	56		5	3				-40	14	24
18	24	AINNILA Wilma	FINLAND	12 (15)	6 (18)	2 (20)	20							0	16	20
19	83	LEU Lorena	SWITZERLAND	14 (14)	12 (15)	24 (9)	50							-40	18	10
20	44	SARY Boglarka	HUNGARY	8 (17)	2 (20)	12 (15)	22							-100	20	-78
	19	ALBERT BOSCH Ainara	SPAIN	0 (99)	DNF	DNF								0	0	DNF
	84	LUKACOVA Laura	SLOVAKIA	0 (100)	DNS	DNS								0	0	DNS

Communiqué approved by the Secretary of the Commissaires Panel

Men Junior Omnium I Scratch Race
Start List / Liste de départ

Race distance: 7.5 km (30 laps)

Starting on the Railing

No.	Rider	Nation	Team
111	TAPPEINER Pascal	SUI	SWITZERLAND
90	VALGONEN Daniil	RUS	RUSSIAN FEDERATION
86	MASLAK Piotr	POL	POLAND
4	KOKAS Raphael	AUT	AUSTRIA
105	TERRASA GUAL Marc	ESP	SPAIN
59	KEYNAN Amit	ISR	ISRAEL
47	TARLING Joshua	GBR	GREAT BRITAIN
58	CAULFIELD DREIER Stefan	IRL	IRELAND
16	KADLEC Milan	CZE	CZECH REPUBLIC
24	KALLBERG Axel	FIN	FINLAND
75	KUNDROTAS Gabrielius	LTU	LITHUANIA

Starting on the Blueband

No.	Rider	Nation	Team
27	LE HUITOUZE Eddy	FRA	FRANCE
116	SHCHERBAN Yurii	UKR	UKRAINE
53	DRIJVER Bertold	HUN	HUNGARY
67	BELLETTA Dario igor	ITA	ITALY
5	SHPAKOUSKI Viachaslau	BLR	BELARUS
19	SORENSEN Frederik	DEN	DENMARK
77	WILLEMSSEN Justus	NED	NETHERLANDS
9	RAES Renzo	BEL	BELGIUM
2	SHARYAN Khachik	ARM	ARMENIA
34	BOOS Benjamin	GER	GERMANY

Communiqué approved by the Secretary of the Commissaires Panel

Report printed: 19/08/2021 09:31

SPORTS TIMING SOFTWARE www.veloresults.com

TCM v4 Page 1/1

17-22 August 2021

Communiqué n° 164

Men Junior Omnium I Scratch Race
Results / Résultats

Race distance: 7.5 km (30 laps)

Elapsed time: 07:55

Average speed: Speed: 56.842 km/h

Rank	Bib	Name	Nation	Team	Laps Down
1	47	TARLING Joshua	GBR	GREAT BRITAIN	
2	16	KADLEC Milan	CZE	CZECH REPUBLIC	
3	4	KOKAS Raphael	AUT	AUSTRIA	
4	34	BOOS Benjamin	GER	GERMANY	
5	67	BELLETTA Dario igor	ITA	ITALY	-1
6	90	VALGONEN Daniil	RUS	RUSSIAN FEDERATIO	-1
7	77	WILLEMSSEN Justus	NED	NETHERLANDS	-1
8	86	MASLAK Piotr	POL	POLAND	-1
9	27	LE HUITOUZE Eddy	FRA	FRANCE	-1
10	111	TAPPEINER Pascal	SUI	SWITZERLAND	-1
11	116	SHCHERBAN Yurii	UKR	UKRAINE	-1
12	19	SORENSEN Frederik	DEN	DENMARK	-1
13	75	KUNDROTAS Gabrielius	LTU	LITHUANIA	-1
14	59	KEYNAN Amit	ISR	ISRAEL	-1
15	53	DRIJVER Bertold	HUN	HUNGARY	-1
16	9	RAES Renzo	BEL	BELGIUM	-1
17	5	SHPAKOUSKI Viachaslau	BLR	BELARUS	-1
18	24	KALLBERG Axel	FIN	FINLAND	-1
19	58	CAULFIELD DREIER Stefan	IRL	IRELAND	-1
20	105	TERRASA GUAL Marc	ESP	SPAIN	-1 REL
21	2	SHARYAN Khachik	ARM	ARMENIA	-2

Relegation for rider No 105 TERRASA GUAL Marc (ESP) for moving outward with the intention of forcing the opponent to go up

Communiqué approved by the Secretary of the Commissaires Panel

Men Junior Omnium
Results / Résultats
After 1 event

Rank	No.	Name	Team	sc	te	el	Subtotal Points	Points Race								Lap Points	Finish Order	Total	
								1	2	3	4	5	6	7	8				
1	47	TARLING Joshua	GREAT BRITAIN	40 (1)			40										0		
2	16	KADLEC Milan	CZECH REPUBLIC	38 (2)			38										0		
3	4	KOKAS Raphael	AUSTRIA	36 (3)			36										0		
4	34	BOOS Benjamin	GERMANY	34 (4)			34										0		
5	67	BELLETTA Dario igor	ITALY	32 (5)			32										0		
6	90	VALGONEN Daniil	RUSSIAN FEDERATION	30 (6)			30										0		
7	77	WILLEMSSEN Justus	NETHERLANDS	28 (7)			28										0		
8	86	MASLAK Piotr	POLAND	26 (8)			26										0		
9	27	LE HUITOUZE Eddy	FRANCE	24 (9)			24										0		
10	111	TAPPEINER Pascal	SWITZERLAND	22 (10)			22										0		
11	116	SHCHERBAN Yurii	UKRAINE	20 (11)			20										0		
12	19	SORENSEN Frederik	DENMARK	18 (12)			18										0		
13	75	KUNDROTAS Gabriellus	LITHUANIA	16 (13)			16										0		
14	59	KEYNAN Amit	ISRAEL	14 (14)			14										0		
15	53	DRIJVER Bertold	HUNGARY	12 (15)			12										0		
16	9	RAES Renzo	BELGIUM	10 (16)			10										0		
17	5	SHPAKOUSKI Viachaslau	BELARUS	8 (17)			8										0		
18	24	KALLBERG Axel	FINLAND	6 (18)			6										0		
19	58	CAULFIELD DREIER Stefan	IRELAND	4 (19)			4										0		
20	105	TERRASA GUAL Marc	SPAIN	2 (20)			2										0		
21	2	SHARYAN Khachik	ARMENIA	1 (21)			1										0		

Communiqué approved by the Secretary of the Commissaires Panel

Men Junior Omnium II Tempo Race
Start List / Liste de départ

Starting on the Railing

Bib	Rider	Team
47	TARLING Joshua	GREAT BRITAIN
4	KOKAS Raphael	AUSTRIA
67	BELLETTA Dario igor	ITALY
77	WILLEMSSEN Justus	NETHERLANDS
27	LE HUITOUZE Eddy	FRANCE
116	SHCHERBAN Yurii	UKRAINE
75	KUNDROTAS Gabrielius	LITHUANIA
53	DRIJVER Bertold	HUNGARY
5	SHPAKOUSKI Viachaslau	BELARUS
58	CAULFIELD DREIER Stefan	IRELAND
2	SHARYAN Khachik	ARMENIA

Starting on the Blueband

Bib	Rider	Team
16	KADLEC Milan	CZECH REPUBLIC
34	BOOS Benjamin	GERMANY
90	VALGONEN Daniil	RUSSIAN FEDERATION
86	MASLAK Piotr	POLAND
111	TAPPEINER Pascal	SWITZERLAND
19	SORENSEN Frederik	DENMARK
59	KEYNAN Amit	ISRAEL
9	RAES Renzo	BELGIUM
24	KALLBERG Axel	FINLAND
105	TERRASA GUAL Marc	SPAIN

Communiqué approved by the Secretary of the Commissaires Panel

Report printed: 20/08/2021 12:36

TCT v2 Page 1/1

Men Junior Omnium II Tempo Race
Results / Résultats

Rank	Bib	Name	Team	Sprints Won	Lap Points	Finish Order	Points
1	27	Eddy LE HUITOUZE	FRANCE	11, 12, 16, 18, 22, 23, 24, 25, 26	0	1	9
2	67	Dario igor BELLETTA	ITALY	6, 7, 8, 9, 10, 13, 17, 20, 21	0	2	9
3	105	Marc TERRASA GUAL	SPAIN	14, 15, 19	0	4	3
4	47	Joshua TARLING	GREAT BRITAIN	2, 3, 4	0	6	3
5	90	Daniil VALGONEN	RUSSIAN FEDERATION	5	0	5	1
6	86	Piotr MASLAK	POLAND	1	0	7	1
7	34	Benjamin BOOS	GERMANY		0	3	0
8	4	Raphael KOKAS	AUSTRIA		0	8	0
9	5	Viachaslau SHPAKOUSKI	BELARUS		0	9	0
10	59	Amit KEYNAN	ISRAEL		0	10	0
11	16	Milan KADLEC	CZECH REPUBLIC		0	11	0
12	58	Stefan CAULFIELD DREIE	IRELAND		0	12	0
13	116	Yurii SHCHERBAN	UKRAINE		0	13	0
14	24	Axel KALLBERG	FINLAND		0	14	0
15	53	Bertold DRIJVER	HUNGARY		0	15	0
16	77	Justus WILLEMSEN	NETHERLANDS		0	16	0
17	9	Renzo RAES	BELGIUM		0	17	0
18	19	Frederik SORENSEN	DENMARK		0	18	0
19	111	Pascal TAPPEINER	SWITZERLAND		0	19	0
20	75	Gabrielius KUNDROTAS	LITHUANIA		0	20	0
21	2	Khachik SHARYAN	ARMENIA		-40	21	-40

Communiqué approved by the Secretary of the Commissaires Panel

Report printed: 20/08/2021 13:44

www.veloresults.com

TCM v2

Page 1/1

Men Junior Omnium
Results / Résultats
After 2 events

Rank	No.	Name	Team	sc	te	el	Subtotal Points	Points Race								Lap Points	Finish Order	Total
								1	2	3	4	5	6	7	8			
1	47	TARLING Joshua	GREAT BRITAIN	40 (1)	34 (4)		74										0	
2	67	BELLETTA Dario igor	ITALY	32 (5)	38 (2)		70										0	
3	27	LE HUITOUZE Eddy	FRANCE	24 (9)	40 (1)		64										0	
4	90	VALGONEN Daniil	RUSSIAN FEDERATION	30 (6)	32 (5)		62										0	
5	34	BOOS Benjamin	GERMANY	34 (4)	28 (7)		62										0	
6	4	KOKAS Raphael	AUSTRIA	36 (3)	26 (8)		62										0	
7	16	KADLEC Milan	CZECH REPUBLIC	38 (2)	20 (11)		58										0	
8	86	MASLAK Piotr	POLAND	26 (8)	30 (6)		56										0	
9	105	TERRASA GUAL Marc	SPAIN	2 (20)	36 (3)		38										0	
10	77	WILLEMSSEN Justus	NETHERLANDS	28 (7)	10 (16)		38										0	
11	59	KEYNAN Amit	ISRAEL	14 (14)	22 (10)		36										0	
12	116	SHCHERBAN Yurii	UKRAINE	20 (11)	16 (13)		36										0	
13	5	SHPAKOUSKI Viachaslau	BELARUS	8 (17)	24 (9)		32										0	
14	111	TAPPEINER Pascal	SWITZERLAND	22 (10)	4 (19)		26										0	
15	53	DRIJVER Bertold	HUNGARY	12 (15)	12 (15)		24										0	
16	19	SORENSEN Frederik	DENMARK	18 (12)	6 (18)		24										0	
17	58	CAULFIELD DREIER Stefan	IRELAND	4 (19)	18 (12)		22										0	
18	24	KALLBERG Axel	FINLAND	6 (18)	14 (14)		20										0	
19	9	RAES Renzo	BELGIUM	10 (16)	8 (17)		18										0	
20	75	KUNDROTAS Gabrielius	LITHUANIA	16 (13)	2 (20)		18										0	
21	2	SHARYAN Khachik	ARMENIA	1 (21)	-40		-39										0	

Communiqué approved by the Secretary of the Commissaires Panel

17-22 August 2021

Communiqué n° 169

Men Junior Omnium III Elimination
Start List / Liste de départ

Starting on the Railing			
No.	Rider	Nation	Team
47	TARLING Joshua	GBR	GREAT BRITAIN
27	LE HUITOUZE Eddy	FRA	FRANCE
34	BOOS Benjamin	GER	GERMANY
16	KADLEC Milan	CZE	CZECH REPUBLIC
105	TERRASA GUAL Marc	ESP	SPAIN
59	KEYNAN Amit	ISR	ISRAEL
5	SHPAKOUSKI Viachaslau	BLR	BELARUS
53	DRIJVER Bertold	HUN	HUNGARY
58	CAULFIELD DREIER Stefan	IRL	IRELAND
9	RAES Renzo	BEL	BELGIUM
2	SHARYAN Khachik	ARM	ARMENIA

Starting on the Blueband			
No.	Rider	Nation	Team
67	BELLETTA Dario igor	ITA	ITALY
90	VALGONEN Daniil	RUS	RUSSIAN FEDERATION
4	KOKAS Raphael	AUT	AUSTRIA
86	MASLAK Piotr	POL	POLAND
77	WILLEMSSEN Justus	NED	NETHERLANDS
116	SHCHERBAN Yurii	UKR	UKRAINE
111	TAPPEINER Pascal	SUI	SWITZERLAND
19	SORENSEN Frederik	DEN	DENMARK
24	KALLBERG Axel	FIN	FINLAND
75	KUNDROTAS Gabrielius	LTU	LITHUANIA

Communiqué approved by the Secretary of the Commissaires Panel

Report printed: 20/08/2021 13:45

SPORTS TIMING SOFTWARE

www.veloreults.com

TCM v4 Page 1/1

17-22 August 2021

Communiqué n° 170

Men Junior Omnium III Elimination
Results / Résultats

Elapsed time:

Average Speed:

Rank	Bib	Name	Nation	Team	Laps Down
1	34	BOOS Benjamin	GER	GERMANY	
2	105	TERRASA GUAL Marc	ESP	SPAIN	
3	47	TARLING Joshua	GBR	GREAT BRITAIN	
4	67	BELLETTA Dario igor	ITA	ITALY	
5	90	VALGONEN Daniil	RUS	RUSSIAN FEDERATIO	
6	16	KADLEC Milan	CZE	CZECH REPUBLIC	
7	27	LE HUITOUZE Eddy	FRA	FRANCE	
8	111	TAPPEINER Pascal	SUI	SWITZERLAND	
9	75	KUNDROTAS Gabrielius	LTU	LITHUANIA	
10	59	KEYNAN Amit	ISR	ISRAEL	
11	86	MASLAK Piotr	POL	POLAND	
12	5	SHPAKOUSKI Viachaslau	BLR	BELARUS	
13	53	DRIJVER Bertold	HUN	HUNGARY	
14	19	SORENSEN Frederik	DEN	DENMARK	
15	116	SHCHERBAN Yurii	UKR	UKRAINE	
16	9	RAES Renzo	BEL	BELGIUM	
17	77	WILLEMSSEN Justus	NED	NETHERLANDS	
18	4	KOKAS Raphael	AUT	AUSTRIA	
19	2	SHARYAN Khachik	ARM	ARMENIA	
20	58	CAULFIELD DREIER Stefan	IRL	IRELAND	
21	24	KALLBERG Axel	FIN	FINLAND	

RELEGATION for rider No 16 KADLEC Milan (CZE) for entering the sprinter's lane when the opponent was already there.

Communiqué approved by the Secretary of the Commissaires Panel

Report printed: 20/08/2021 15:58

SPORTS TIMING SOFTWARE www.veloresults.com

TCM v4 Page 1/1

Men Junior Omnium
Results / Résultats
After 3 events

Rank	No.	Name	Team	sc	te	el	Subtotal Points	Points Race								Lap Points	Finish Order	Total	
								1	2	3	4	5	6	7	8				
1	47	TARLING Joshua	GREAT BRITAIN	40 (1)	34 (4)	36 (3)	110										0		
2	67	BELLETTA Dario igor	ITALY	32 (5)	38 (2)	34 (4)	104										0		
3	34	BOOS Benjamin	GERMANY	34 (4)	28 (7)	40 (1)	102										0		
4	90	VALGONEN Daniil	RUSSIAN FEDERATION	30 (6)	32 (5)	32 (5)	94										0		
5	27	LE HUITOUZE Eddy	FRANCE	24 (9)	40 (1)	28 (7)	92										0		
6	16	KADLEC Milan	CZECH REPUBLIC	38 (2)	20 (11)	30 (6)	88										0		
7	105	TERRASA GUAL Marc	SPAIN	2 (20)	36 (3)	38 (2)	76										0		
8	86	MASLAK Piotr	POLAND	26 (8)	30 (6)	20 (11)	76										0		
9	4	KOKAS Raphael	AUSTRIA	36 (3)	26 (8)	6 (18)	68										0		
10	59	KEYNAN Amit	ISRAEL	14 (14)	22 (10)	22 (10)	58										0		
11	111	TAPPEINER Pascal	SWITZERLAND	22 (10)	4 (19)	26 (8)	52										0		
12	5	SHPAKOUSKI Viachaslau	BELARUS	8 (17)	24 (9)	18 (12)	50										0		
13	116	SHCHERBAN Yurii	UKRAINE	20 (11)	16 (13)	12 (15)	48										0		
14	77	WILLEMSSEN Justus	NETHERLANDS	28 (7)	10 (16)	8 (17)	46										0		
15	75	KUNDROTAS Gabrielius	LITHUANIA	16 (13)	2 (20)	24 (9)	42										0		
16	53	DRIJVER Bertold	HUNGARY	12 (15)	12 (15)	16 (13)	40										0		
17	19	SORENSEN Frederik	DENMARK	18 (12)	6 (18)	14 (14)	38										0		
18	9	RAES Renzo	BELGIUM	10 (16)	8 (17)	10 (16)	28										0		
19	58	CAULFIELD DREIER Stefan	IRELAND	4 (19)	18 (12)	2 (20)	24										0		
20	24	KALLBERG Axel	FINLAND	6 (18)	14 (14)	1 (21)	21										0		
21	2	SHARYAN Khachik	ARMENIA	1 (21)	-40	4 (19)	-35										0		

Communiqué approved by the Secretary of the Commissaires Panel

17-22 August 2021

Communiqué n° 172

Men Junior Omnium IV Points Race
Start List / Liste de départ

Race distance: 20 km (80 laps, 8 sprints every 10 laps)

Starting on the Railling			
Bib	Rider	Team	Omnium Pts
47	TARLING Joshua	GREAT BRITAIN	110
34	BOOS Benjamin	GERMANY	102
27	LE HUITOUZE Eddy	FRANCE	92
105	TERRASA GUAL Marc	SPAIN	76
4	KOKAS Raphael	AUSTRIA	68
111	TAPPEINER Pascal	SWITZERLAND	52
116	SHCHERBAN Yurii	UKRAINE	48
75	KUNDROTAS Gabrielius	LITHUANIA	42
19	SORENSEN Frederik	DENMARK	38
58	CAULFIELD DREIER Stefan	IRELAND	24
2	SHARYAN Khachik	ARMENIA	-35

Starting on the Blueband			
Bib	Rider	Team	Omnium Pts
67	BELLETTA Dario igor	ITALY	104
90	VALGONEN Daniil	RUSSIAN FEDERATION	94
16	KADLEC Milan	CZECH REPUBLIC	88
86	MASLAK Piotr	POLAND	76
59	KEYNAN Amit	ISRAEL	58
5	SHPAKOUSKI Viachaslau	BELARUS	50
77	WILLEMSSEN Justus	NETHERLANDS	46
53	DRIJVER Bertold	HUNGARY	40
9	RAES Renzo	BELGIUM	28
24	KALLBERG Axel	FINLAND	21

Communiqué approved by the Secretary of the Commissaires Panel

Report printed: 20/08/2021 15:52

TCT v2 Page 1/1

Men Junior Omnium
Results / Résultats

Rank	No.	Name	Team	sc	te	el	Subtotal Points	Points Race								Lap Points	Finish Order	Total
								1	2	3	4	5	6	7	8			
1	47	TARLING Joshua	GREAT BRITAIN	40 (1)	34 (4)	36 (3)	110	5		3	5	3	5	3		20	8	154
2	67	BELLETTA Dario igor	ITALY	32 (5)	38 (2)	34 (4)	104	3	5	5			2	10	20	1	149	
3	27	LE HUITOUZE Eddy	FRANCE	24 (9)	40 (1)	28 (7)	92			1	2			2	20	4	117	
4	34	BOOS Benjamin	GERMANY	34 (4)	28 (7)	40 (1)	102	2			1	2		1	6	0	114	
5	90	VALGONEN Daniil	RUSSIAN FEDERATION	30 (6)	32 (5)	32 (5)	94	1					2		0	6	97	
6	16	KADLEC Milan	CZECH REPUBLIC	38 (2)	20 (11)	30 (6)	88					1			0	5	89	
7	86	MASLAK Piotr	POLAND	26 (8)	30 (6)	20 (11)	76				1	3		4	0	3	84	
8	111	TAPPEINER Pascal	SWITZERLAND	22 (10)	4 (19)	26 (8)	52			2					20	19	74	
9	4	KOKAS Raphael	AUSTRIA	36 (3)	26 (8)	6 (18)	68		3						0	7	71	
10	59	KEYNAN Amit	ISRAEL	14 (14)	22 (10)	22 (10)	58								0	15	58	
11	105	TERRASA GUAL Marc	SPAIN	2 (20)	36 (3)	38 (2)	76								-20	20	56	
12	5	SHPAKOUSKI Viachaslau	BELARUS	8 (17)	24 (9)	18 (12)	50								0	10	50	
13	116	SHCHERBAN Yurii	UKRAINE	20 (11)	16 (13)	12 (15)	48								0	12	48	
14	77	WILLEMSSEN Justus	NETHERLANDS	28 (7)	10 (16)	8 (17)	46		2						0	13	48	
15	19	SORENSEN Frederik	DENMARK	18 (12)	6 (18)	14 (14)	38		1			5			0	9	44	
16	53	DRIJVER Bertold	HUNGARY	12 (15)	12 (15)	16 (13)	40								0	18	40	
17	9	RAES Renzo	BELGIUM	10 (16)	8 (17)	10 (16)	28				3		5		0	14	36	
18	58	CAULFIELD DREIER Stefan	IRELAND	4 (19)	18 (12)	2 (20)	24								0	11	24	
19	24	KALLBERG Axel	FINLAND	6 (18)	14 (14)	1 (21)	21								0	16	21	
20	75	KUNDROTAS Gabrielius	LITHUANIA	16 (13)	2 (20)	24 (9)	42								-100	17	-58	
	2	SHARYAN Khachik	ARMENIA	1 (21)	-40	4 (19)									-40	0	DNF	

Communiqué approved by the Secretary of the Commissaires Panel

17-22 August 2021

Communiqué n° 174

Women Junior 500m. Time Trial

Start List / Liste de départ

World Record: 33"922 LEA SOPHIE FRIEDRICH (GER) 18.08.2018 AIGLE (SUI)

Race distance: 500m

Heat	Bib	Name	Team
1	18	LUND Victoria	DENMARK
2	88	LAUZIKAITE Neimante	LITHUANIA
3	77	BOGOMOLOVA Elizaveta	RUSSIAN FEDERATION
4	14	KRUM Ida mechlenborg	DENMARK
5	68	WEZYK Natalia	POLAND
6	53	BOLOGNESI Gaia	ITALY
7	41	JAGER Lara sophie	GERMANY
8	4	WITTEVRONGEL Lani	BELGIUM
9	50	PACCALINI Alessia	ITALY
10	35	SCHNEIDER Clara	GERMANY
11	75	LYSENKO Alina	RUSSIAN FEDERATION
12	12	POULOVA Michaela	CZECH REPUBLIC
13	45	MAY Caoimhe	IRELAND
14	13	PETERKOVA Sara katerina	CZECH REPUBLIC
15	33	EDMUNDS Rhian	GREAT BRITAIN
16	21	MORALES PEREZ Almudena	SPAIN
17	48	SIMMONS Maia	IRELAND
18	28	MOIR Iona	GREAT BRITAIN
19	23	ESCALERA Isabella maria	SPAIN
20	66	BLASZCZAK Joanna	POLAND
21	85	BILETSKA Alla	UKRAINE

Communiqué approved by the Secretary of the Commissaires Panel _____

Report printed: 19/08/2021 10:11

SPORTS TIMING SOFTWARE www.veloresults.com

TCM v 2 Page 1/1

Women Junior 500m. Time Trial

Final

Results / Résultats

World Record: 33"922 LEA SOPHIE FRIEDRICH (GER) 18.08.2018 AIGLE (SUI)

Race distance: 500m

Rank	Bib	Name	Team	250m	Time	Speed
1	75	LYSENKO Alina	RUSSIAN FEDERATIO	19.567(1)	34.227 14.659(1)	52.590 km/h
2	28	MOIR Iona	GREAT BRITAIN	19.722(3)	34.769 15.046(4)	51.770 km/h
3	33	EDMUNDS Rhian	GREAT BRITAIN	19.964(5)	34.811 14.847(3)	51.707 km/h
4	35	SCHNEIDER Clara	GERMANY	20.191(7)	35.021 14.829(2)	51.397 km/h
5	77	BOGOMOLOVA Elizaveta	RUSSIAN FEDERATIO	19.658(2)	35.377 15.718(7)	50.880 km/h
6	50	PACCALINI Alessia	ITALY	19.828(4)	35.414 15.586(6)	50.827 km/h
7	85	BILETSKA Alla	UKRAINE	20.092(6)	35.609 15.517(5)	50.549 km/h
8	41	JAGER Lara sophie	GERMANY	20.551(8)	36.455 15.903(10)	49.375 km/h
9	68	WEZYK Natalia	POLAND	20.675(9)	36.459 15.783(8)	49.370 km/h
10	53	BOLOGNESI Gaia	ITALY	20.735(10)	36.724 15.989(12)	49.014 km/h
11	12	POULOVA Michaela	CZECH REPUBLIC	20.792(11)	36.830 16.037(14)	48.873 km/h
12	66	BLASZCZAK Joanna	POLAND	21.038(14)	36.887 15.848(9)	48.797 km/h
13	4	WITTEVRONGEL Lani	BELGIUM	20.856(12)	36.918 16.062(15)	48.756 km/h
14	13	PETERKOVA Sara katerina	CZECH REPUBLIC	20.945(13)	36.920 15.974(11)	48.754 km/h
15	48	SIMMONS Maia	IRELAND	21.192(15)	37.432 16.240(18)	48.087 km/h
16	23	ESCALERA Isabella maria	SPAIN	21.295(16)	37.534 16.239(17)	47.956 km/h
17	14	KRUM Ida mechlenborg	DENMARK	22.238(18)	38.422 16.183(16)	46.848 km/h
18	18	LUND Victoria	DENMARK	22.536(19)	38.557 16.020(13)	46.684 km/h
19	45	MAY Caoimhe	IRELAND	22.199(17)	38.739 16.539(19)	46.464 km/h
20	21	MORALES PEREZ Almudena	SPAIN	22.634(20)	39.302 16.668(20)	45.799 km/h
21	88	LAUZIKAITE Neimante	LITHUANIA	23.110(21)	41.173 18.062(21)	43.717 km/h

Communiqué approved by the Secretary of the Commissaires Panel _____

17-22 August 2021

Communiqué n° 176B

Women U23 Points Race
Start List / Liste de départ

Race distance: 25 km (100 laps, 10 sprints every 10 laps)

Starting on the Railing

Bib	Rider	Team
36	ZANARDI Silvia	ITALY
7	BOSSUYT Shari	BELGIUM
8	BURLOVA Kristyna	CZECH REPUBLIC
44	TVEIT Nora	NORWAY
54	MALKOVA Daria	RUSSIAN FEDERATION
66	BURI Fabienne	SWITZERLAND
70	YAROSHENKO Viktoriia	UKRAINE
21	REIBNER Lena charlotte	GERMANY

Starting on the Blueband

Bib	Rider	Team
53	MARTINS Maria	PORTUGAL
61	MACHALKOVA Petra	SLOVAKIA
64	BANLLES SANTAMARIA Maria	SPAIN
1	SALAUYEVA Aksana	BELARUS
51	POLAK Wiktorja	POLAND
39	UNEKEN Lonneke	NETHERLANDS
31	GILLESPIE Lara	IRELAND
26	KING Eluned	GREAT BRITAIN

Communiqué approved by the Secretary of the Commissaires Panel

Report printed: 20/08/2021 10:50

TCT v2 Page 1/1

Women U23 Points Race
Results / Résultats

Race distance: 25000 km (100 laps) Race Time:33:53

Rank	Bib	Name	Team	Sprints										Lap Points	Finish Order	Points
				1	2	3	4	5	6	7	8	9	10			
1	36	ZANARDI Silvia	ITALY		3	5		5				3	2	20	4	38
2	7	BOSSUYT Shari	BELGIUM		5	1		3	3	5	1	5	4	0	3	27
3	70	YAROSHENKO Viktoriia	UKRAINE	5				1						20	15	26
4	53	MARTINS Maria	PORTUGAL				1		5			2	10	0	1	18
5	21	REIBNER Lena charlotte	GERMANY				3			3			6	0	2	12
6	39	UNEKEN Lonneke	NETHERLANDS			3		2	1		5			0	9	11
7	26	KING Eluned	GREAT BRITAIN				2		2	2	2			0	11	8
8	54	MALKOVA Daria	RUSSIAN FEDERATION	1			5							0	12	6
9	51	POLAK Wiktoria	POLAND	3	2									0	6	5
10	31	GILLESPIE Lara	IRELAND	2							3			0	8	5
11	1	SALAUYEVA Aksana	BELARUS		1					1		1		0	5	3
12	44	TVEIT Nora	NORWAY			2								0	10	2
13	66	BURI Fabienne	SWITZERLAND											0	13	0
14	64	BANLLES SANTAMARIA	SPAIN											-20	14	-20
15	8	BURLOVA Kristyna	CZECH REPUBLIC											-40	7	-40
16	61	MACHALKOVA Petra	SLOVAKIA											-40	16	-40

Communiqué approved by the Secretary of the Commissaires Panel

17-22 August 2021

Communiqué n° 178B

Men U23 Points Race
Start List / Liste de départ

Race distance: 40 km (160 laps, 16 sprints every 10 laps)

Starting on the Railing

Bib	Rider	Team
112	YAKOVLEV Mykyta	UKRAINE
18	VONES Jan	CZECH REPUBLIC
55	YOGEV Alon	ISRAEL
95	CHREN Martin	SLOVAKIA
100	JOHANSSON Gustav	SWEDEN
53	KEOGH Cian	IRELAND
35	KRETSCHY Moritz	GERMANY
29	SITCHINAVA Nika	GEORGIA
73	MIGAS Dawid	POLAND
19	NJOR Marckus	DENMARK

Starting on the Blueband

Bib	Rider	Team
94	SHICHKIN Vlas	RUSSIAN FEDERATION
68	HEIJNEN Philip	NETHERLANDS
8	MAZUR Dzianis	BELARUS
11	VAN MULDER BRENT	BELGIUM
103	WEISS Dominik	SWITZERLAND
25	HAMON Nicolas	FRANCE
83	NARCISO Diogo	PORTUGAL
61	PINAZZI Mattia	ITALY
2	KOVAR Stefan	AUSTRIA
46	RUSHBY Max	GREAT BRITAIN

Communiqué approved by the Secretary of the Commissaires Panel

Report printed: 20/08/2021 11:56

TCT v2 Page 1/1

Men U23 Points Race
Results / Résultats

Race distance: 40000 km (160 laps) Race Time:46:27

Rank	Bib	Name	Team	Sprints																Lap Points	Finish Order	Points
				1	2	3	4	5	6	7	8	9	10	11	12	13	14	15	16			
1	94	SHICHKIN Vlas	RUSSIAN FEDERATION				2		2			1	5	2	3				4	60	3	79
2	83	NARCISO Diogo	PORTUGAL					2	1	5	2		3			2				40	10	55
3	61	PINAZZI Mattia	ITALY						5	1	1			3	2		2	5	10	20	1	49
4	8	MAZUR Dzianis	BELARUS	2		2		5					2			3			6	20	2	40
5	11	VAN MULDERES Brent	BELGIUM			3				3				5			5	1	2	20	4	39
6	73	MIGAS Dawid	POLAND			5				2	3			1					20	5	31	
7	25	HAMON Nicolas	FRANCE				5					3					1		20	9	29	
8	112	YAKOVLEV Mykyta	UKRAINE		1		3								1				20	18	25	
9	46	RUSHBY Max	GREAT BRITAIN				1			3									20	13	24	
10	68	HEIJNEN Philip	NETHERLANDS			1		1			5	1					3		0	16	11	
11	19	NJOR Marckus	DENMARK					3				2				5			0	8	10	
12	35	KRETSCHY Moritz	GERMANY									5				1			0	7	6	
13	2	KOVAR Stefan	AUSTRIA		3													2	0	12	5	
14	100	JOHANSSON Gustav	SWEDEN												5				0	14	5	
15	55	YOGEV Alon	ISRAEL														3		0	6	3	
16	18	VONES Jan	CZECH REPUBLIC	5															-20	15	-15	
17	95	CHREN Martin	SLOVAKIA	3															-20	17	-17	
18	103	WEISS Dominik	SWITZERLAND		2														-20	11	-18	
DNF	53	KEOGH Cian	IRELAND	1	5														-40	0	DNF	
DNF	29	SITCHINAVA Nika	GEORGIA																-40	0	DNF	

Communiqué approved by the Secretary of the Commissaires Panel

17-22 August 2021

Communiqué n° 180A

Women U23 Omnium I Scratch Race
Start List / Liste de départ

Race distance: 7.5 km (30 laps)

Starting on the Railing

No.	Rider	Nation	Team
53	MARTINS Maria	POR	PORTUGAL
31	GILLESPIE Lara	IRL	IRELAND
20	TEUTENBERG Lea lin	GER	GERMANY
7	BOSSUYT Shari	BEL	BELGIUM
60	JENCUSOVA Nora	SVK	SLOVAKIA
5	KIPTSIKAVA Nastassia	BLR	BELARUS
63	RODRIGUEZ CORDERO Laura	ESP	SPAIN
68	KULYNYCH Olha	UKR	UKRAINE
25	BARNWELL Ella	GBR	GREAT BRITAIN

Starting on the Blueband

No.	Rider	Nation	Team
9	SEVCIKOVA Petra	CZE	CZECH REPUBLIC
48	WIELOWSKA Nikola	POL	POLAND
35	FIDANZA Martina	ITA	ITALY
40	VAN DER DUIN Maike	NED	NETHERLANDS
44	TVEIT Nora	NOR	NORWAY
12	NENADOVIC Kristina	FRA	FRANCE
66	BURI Fabienne	SUI	SWITZERLAND
56	ROSTOVTSEVA Maria	RUS	RUSSIAN FEDERATION

Communiqué approved by the Secretary of the Commissaires Panel

Report printed: 21/08/2021 09:52

SPORTS TIMING SOFTWARE www.veloresults.com

TCM v4 Page 1/1

17-22 August 2021

Communiqué n° 181

Women U23 Omnium I Scratch Race
Results / Résultats

Race distance: 7.5 km (30 laps)

Elapsed time: 09:54

Average speed: Speed: 45.454 km/h

Rank	Bib	Name	Nation	Team	Laps Down
1	5	KIPTSIKAVA Nastassia	BLR	BELARUS	
2	35	FIDANZA Martina	ITA	ITALY	
3	7	BOSSUYT Shari	BEL	BELGIUM	
4	25	BARNWELL Ella	GBR	GREAT BRITAIN	
5	48	WIELOWSKA Nikola	POL	POLAND	
6	40	VAN DER DUIN Maike	NED	NETHERLANDS	
7	53	MARTINS Maria	POR	PORTUGAL	
8	9	SEVCIKOVA Petra	CZE	CZECH REPUBLIC	
9	44	TVEIT Nora	NOR	NORWAY	
10	31	GILLESPIE Lara	IRL	IRELAND	
11	63	RODRIGUEZ CORDERO Laura	ESP	SPAIN	
12	20	TEUTENBERG Lea lin	GER	GERMANY	
13	56	ROSTOVTSEVA Maria	RUS	RUSSIAN FEDERATIO	
14	12	NENADOVIC Kristina	FRA	FRANCE	
15	66	BURI Fabienne	SUI	SWITZERLAND	
16	68	KULYNYCH Olha	UKR	UKRAINE	
17	60	JENCUSOVA Nora	SVK	SLOVAKIA	

Communiqué approved by the Secretary of the Commissaires Panel

Report printed: 21/08/2021 11:18

SPORTS TIMING SOFTWARE www.veloresults.com

TCM v4 Page 1/1

Women U23 Omnium
Results / Résultats
After 1 event

Rank	No.	Name	Team	sc	te	el	Subtotal Points	Points Race								Lap Points	Finish Order	Total	
								1	2	3	4	5	6	7	8				
1	5	KIPTSİKAVA Nastassia	BELARUS	40 (1)			40										0		
2	35	FIDANZA Martina	ITALY	38 (2)			38										0		
3	7	BOSSUYT Shari	BELGIUM	36 (3)			36										0		
4	25	BARNWELL Ella	GREAT BRITAIN	34 (4)			34										0		
5	48	WIELOWSKA Nikola	POLAND	32 (5)			32										0		
6	40	VAN DER DUIN Maike	NETHERLANDS	30 (6)			30										0		
7	53	MARTINS Maria	PORTUGAL	28 (7)			28										0		
8	9	SEVCIKOVA Petra	CZECH REPUBLIC	26 (8)			26										0		
9	44	TVEIT Nora	NORWAY	24 (9)			24										0		
10	31	GILLESPIE Lara	IRELAND	22 (10)			22										0		
11	63	RODRIGUEZ CORDERO Laura	SPAIN	20 (11)			20										0		
12	20	TEUTENBERG Lea lin	GERMANY	18 (12)			18										0		
13	56	ROSTOVTSEVA Maria	RUSSIAN FEDERATION	16 (13)			16										0		
14	12	NENADOVIC Kristina	FRANCE	14 (14)			14										0		
15	66	BURI Fabienne	SWITZERLAND	12 (15)			12										0		
16	68	KULYNYCH Olha	UKRAINE	10 (16)			10										0		
17	60	JENCUSOVA Nora	SLOVAKIA	8 (17)			8										0		

Communiqué approved by the Secretary of the Commissaires Panel

Women U23 Omnium II Tempo Race
Start List / Liste de départ

Starting on the Railing

Bib	Rider	Team
5	KIPTSİKAVA Nastassia	BELARUS
7	BOSSUYT Shari	BELGIUM
48	WIEŁOWSKA Nikola	POLAND
53	MARTINS Maria	PORTUGAL
44	TVEIT Nora	NORWAY
63	RODRIGUEZ CORDERO Laura	SPAIN
56	ROSTOVTSEVA Maria	RUSSIAN FEDERATION
66	BURI Fabienne	SWITZERLAND
60	JENCUSOVA Nora	SLOVAKIA

Starting on the Blueband

Bib	Rider	Team
35	FIDANZA Martina	ITALY
25	BARNWELL Ella	GREAT BRITAIN
40	VAN DER DUIN Maike	NETHERLANDS
9	SEVCIKOVA Petra	CZECH REPUBLIC
31	GILLESPIE Lara	IRELAND
20	TEUTENBERG Lea lin	GERMANY
12	NENADOVIC Kristina	FRANCE
68	KULYNYCH Olha	UKRAINE

Communiqué approved by the Secretary of the Commissaires Panel

Report printed: 21/08/2021 11:22

TCT v2 Page 1/1

Women U23 Omnium II Tempo Race
Results / Résultats

Rank	Bib	Name	Team	Sprints Won	Lap Points	Finish Order	Points
1	20	Lea lin TEUTENBERG	GERMANY	8, 9, 10, 12, 14, 17	20	15	26
2	5	Nastassia KIPTSİKAVA	BELARUS	11, 13, 15, 16	20	14	24
3	68	Olha KULYNYCH	UKRAINE	18, 19, 20, 21	20	16	24
4	35	Martina FIDANZA	ITALY	6, 7, 24, 26	0	1	4
5	53	Maria MARTINS	PORTUGAL	4, 5, 25	0	3	3
6	25	Ella BARNWELL	GREAT BRITAIN	3, 22, 23	0	9	3
7	40	Maike VAN DER DUIN	NETHERLANDS	1, 2	0	2	2
8	48	Nikola WIELOWSKA	POLAND		0	4	0
9	56	Maria ROSTOVTSEVA	RUSSIAN FEDERATION		0	5	0
10	44	Nora TVEIT	NORWAY		0	6	0
11	7	Shari BOSSUYT	BELGIUM		0	7	0
12	63	Laura RODRIGUEZ CORD	SPAIN		0	8	0
13	31	Lara GILLESPIE	IRELAND		0	10	0
14	66	Fabienne BURI	SWITZERLAND		0	11	0
15	9	Petra SEVCIKOVA	CZECH REPUBLIC		0	12	0
16	12	Kristina NENADOVIC	FRANCE		0	13	0
17	60	Nora JENCUSOVA	SLOVAKIA		0	17	0

Communiqué approved by the Secretary of the Commissaires Panel

Report printed: 21/08/2021 12:46

www.veloresults.com

TCM v2

Page 1/1

17-22 August 2021

Communiqué n° 185

Women U23 Omnium
Results / Résultats
After 2 events

Rank	No.	Name	Team	sc	te	el	Subtotal Points	Points Race								Lap Points	Finish Order	Total
								1	2	3	4	5	6	7	8			
1	5	KIPTSİKAVA Nastassia	BELARUS	40 (1)	38 (2)		78										0	
2	35	FIDANZA Martina	ITALY	38 (2)	34 (4)		72										0	
3	25	BARNWELL Ella	GREAT BRITAIN	34 (4)	30 (6)		64										0	
4	53	MARTINS Maria	PORTUGAL	28 (7)	32 (5)		60										0	
5	20	TEUTENBERG Lea lin	GERMANY	18 (12)	40 (1)		58										0	
6	40	VAN DER DUIN Maike	NETHERLANDS	30 (6)	28 (7)		58										0	
7	48	WIELOWSKA Nikola	POLAND	32 (5)	26 (8)		58										0	
8	7	BOSSUYT Shari	BELGIUM	36 (3)	20 (11)		56										0	
9	68	KULYNYCH Olha	UKRAINE	10 (16)	36 (3)		46										0	
10	44	TVEIT Nora	NORWAY	24 (9)	22 (10)		46										0	
11	56	ROSTOVTSEVA Maria	RUSSIAN FEDERATION	16 (13)	24 (9)		40										0	
12	63	RODRIGUEZ CORDERO Laura	SPAIN	20 (11)	18 (12)		38										0	
13	31	GILLESPIE Lara	IRELAND	22 (10)	16 (13)		38										0	
14	9	SEVCIKOVA Petra	CZECH REPUBLIC	26 (8)	12 (15)		38										0	
15	66	BURI Fabienne	SWITZERLAND	12 (15)	14 (14)		26										0	
16	12	NENADOVIC Kristina	FRANCE	14 (14)	10 (16)		24										0	
17	60	JENCUSOVA Nora	SLOVAKIA	8 (17)	8 (17)		16										0	

Communiqué approved by the Secretary of the Commissaires Panel

17-22 August 2021

Communiqué n° 186

Women U23 Omnium III Elimination
Start List / Liste de départ

Starting on the Railing

No.	Rider	Nation	Team
5	KIPTSİKAVA Nastassia	BLR	BELARUS
25	BARNWELL Ella	GBR	GREAT BRITAIN
20	TEUTENBERG Lea lin	GER	GERMANY
48	WIELOWSKA Nikola	POL	POLAND
68	KULYNYCH Olha	UKR	UKRAINE
56	ROSTOVTSSEVA Maria	RUS	RUSSIAN FEDERATION
31	GILLESPIE Lara	IRL	IRELAND
66	BURI Fabienne	SUI	SWITZERLAND
60	JENCUSOVA Nora	SVK	SLOVAKIA

Starting on the Blueband

No.	Rider	Nation	Team
35	FIDANZA Martina	ITA	ITALY
53	MARTINS Maria	POR	PORTUGAL
40	VAN DER DUIN Maike	NED	NETHERLANDS
7	BOSSUYT Shari	BEL	BELGIUM
44	TVEIT Nora	NOR	NORWAY
63	RODRIGUEZ CORDERO Laura	ESP	SPAIN
9	SEVCIKOVA Petra	CZE	CZECH REPUBLIC
12	NENADOVIC Kristina	FRA	FRANCE

Communiqué approved by the Secretary of the Commissaires Panel

Report printed: 21/08/2021 13:28

SPORTS TIMING SOFTWARE www.veloresults.com

TCM v4 Page 1/1

Women U23 Omnium III Elimination
Results / Résultats

Elapsed time:

Average Speed:

Rank	Bib	Name	Nation	Team	Laps Down
1	40	VAN DER DUIN Maike	NED	NETHERLANDS	
2	53	MARTINS Maria	POR	PORTUGAL	
3	56	ROSTOVTSEVA Maria	RUS	RUSSIAN FEDERATIO	
4	20	TEUTENBERG Lea lin	GER	GERMANY	
5	48	WIELOWSKA Nikola	POL	POLAND	
6	25	BARNWELL Ella	GBR	GREAT BRITAIN	
7	5	KIPTSIKAVA Nastassia	BLR	BELARUS	
8	63	RODRIGUEZ CORDERO Laura	ESP	SPAIN	
9	35	FIDANZA Martina	ITA	ITALY	
10	7	BOSSUYT Shari	BEL	BELGIUM	
11	12	NENADOVIC Kristina	FRA	FRANCE	
12	60	JENCUSOVA Nora	SVK	SLOVAKIA	
13	66	BURI Fabienne	SUI	SWITZERLAND	
14	44	TVEIT Nora	NOR	NORWAY	
15	68	KULYNYCH Olha	UKR	UKRAINE	
16	9	SEVCIKOVA Petra	CZE	CZECH REPUBLIC	
	31	GILLESPIE Lara	IRL	IRELAND	DNS

RELEGATION for rider #7 BOSSUYT, Shari (BEL) UCI ID 10015334872 for entering the sprinter's lane when the opponent was already there.

Communiqué approved by the Secretary of the Commissaires Panel

17-22 August 2021

Communiqué n° 188

Women U23 Omnium
Results / Résultats
After 3 events

Rank	No.	Name	Team	sc	te	el	Subtotal Points	Points Race								Lap Points	Finish Order	Total	
								1	2	3	4	5	6	7	8				
1	5	KIPTSIKAVA Nastassia	BELARUS	40 (1)	38 (2)	28 (7)	106										0		
2	40	VAN DER DUIN Maike	NETHERLANDS	30 (6)	28 (7)	40 (1)	98										0		
3	53	MARTINS Maria	PORTUGAL	28 (7)	32 (5)	38 (2)	98										0		
4	35	FIDANZA Martina	ITALY	38 (2)	34 (4)	24 (9)	96										0		
5	25	BARNWELL Ella	GREAT BRITAIN	34 (4)	30 (6)	30 (6)	94										0		
6	20	TEUTENBERG Lea lin	GERMANY	18 (12)	40 (1)	34 (4)	92										0		
7	48	WIELOWSKA Nikola	POLAND	32 (5)	26 (8)	32 (5)	90										0		
8	7	BOSSUYT Shari	BELGIUM	36 (3)	20 (11)	22 (10)	78										0		
9	56	ROSTOVTSEVA Maria	RUSSIAN FEDERATION	16 (13)	24 (9)	36 (3)	76										0		
10	63	RODRIGUEZ CORDERO Laura	SPAIN	20 (11)	18 (12)	26 (8)	64										0		
11	44	TVEIT Nora	NORWAY	24 (9)	22 (10)	14 (14)	60										0		
12	68	KULYNYCH Olha	UKRAINE	10 (16)	36 (3)	12 (15)	58										0		
13	9	SEVCIKOVA Petra	CZECH REPUBLIC	26 (8)	12 (15)	10 (16)	48										0		
14	12	NENADOVIC Kristina	FRANCE	14 (14)	10 (16)	20 (11)	44										0		
15	66	BURI Fabienne	SWITZERLAND	12 (15)	14 (14)	16 (13)	42										0		
16	60	JENCUSOVA Nora	SLOVAKIA	8 (17)	8 (17)	18 (12)	34										0		
18	31	GILLESPIE Lara	IRELAND	22 (10)	16 (13)	DNS											0		

Communiqué approved by the Secretary of the Commissaires Panel

17-22 August 2021

Communiqué n° 189

Women U23 Omnium IV Points Race
Start List / Liste de départ

Race distance: 20 km (80 laps, 8 sprints every 10 laps)

Starting on the Railing			
Bib	Rider	Team	Omnium Pts
5	KIPTSİKAVA Nastassia	BELARUS	106
53	MARTINS Maria	PORTUGAL	98
25	BARNWELL Ella	GREAT BRITAIN	94
48	WIEŁOWSKA Nikola	POLAND	90
56	ROSTOVTSEVA Maria	RUSSIAN FEDERATION	76
44	TVEIT Nora	NORWAY	60
9	SEVCIKOVA Petra	CZECH REPUBLIC	48
66	BURI Fabienne	SWITZERLAND	42

Starting on the Blueband			
Bib	Rider	Team	Omnium Pts
40	VAN DER DUIN Maike	NETHERLANDS	98
35	FIDANZA Martina	ITALY	96
20	TEUTENBERG Lea lin	GERMANY	92
7	BOSSUYT Shari	BELGIUM	78
63	RODRIGUEZ CORDERO Laura	SPAIN	64
68	KULYNYCH Olha	UKRAINE	58
12	NENADOVIC Kristina	FRANCE	44
60	JENCUSOVA Nora	SLOVAKIA	34

Communiqué approved by the Secretary of the Commissaires Panel

Report printed: 21/08/2021 16:20

TCT v2 Page 1/1

Women U23 Omnium
Results / Résultats
After 4 events

Rank	No.	Name	Team	sc	te	el	Subtotal Points	Points Race								Lap Points	Finish Order	Total	
								1	2	3	4	5	6	7	8				
1	53	MARTINS Maria	PORTUGAL	28 (7)	32 (5)	38 (2)	98	1			2		5				20	16	126
2	40	VAN DER DUIN Maike	NETHERLANDS	30 (6)	28 (7)	40 (1)	98	2				2					20	8	122
3	20	TEUTENBERG Lea lin	GERMANY	18 (12)	40 (1)	34 (4)	92				3		3	3			20	11	121
4	5	KIPTSİKAVA Nastassia	BELARUS	40 (1)	38 (2)	28 (7)	106		2							10	0	1	118
5	7	BOSSUYT Shari	BELGIUM	36 (3)	20 (11)	22 (10)	78			5	5				2		20	5	110
6	35	FIDANZA Martina	ITALY	38 (2)	34 (4)	24 (9)	96		5		1	1			5		0	14	108
7	25	BARNWELL Ella	GREAT BRITAIN	34 (4)	30 (6)	30 (6)	94	3		2		5				2	0	4	106
8	56	ROSTOVTSEVA Maria	RUSSIAN FEDERATION	16 (13)	24 (9)	36 (3)	76			1		3	2	1			20	7	103
9	48	WIELOWSKA Nikola	POLAND	32 (5)	26 (8)	32 (5)	90		3								0	6	93
10	68	KULYNYCH Olha	UKRAINE	10 (16)	36 (3)	12 (15)	58						1		4		20	3	83
11	63	RODRIGUEZ CORDERO Laura	SPAIN	20 (11)	18 (12)	26 (8)	64										0	10	64
12	44	TVEIT Nora	NORWAY	24 (9)	22 (10)	14 (14)	60										0	9	60
13	60	JENCUSOVA Nora	SLOVAKIA	8 (17)	8 (17)	18 (12)	34		1								20	15	55
14	66	BURI Fabienne	SWITZERLAND	12 (15)	14 (14)	16 (13)	42	5								6	0	15	53
15	9	SEVCIKOVA Petra	CZECH REPUBLIC	26 (8)	12 (15)	10 (16)	48				3						0	12	51
16	12	NENADOVIC Kristina	FRANCE	14 (14)	10 (16)	20 (11)	44										-20	13	24
	31	GILLESPIE Lara	IRELAND	22 (10)	16 (13)	DNS											0	0	DNS

Communiqué approved by the Secretary of the Commissaires Panel

17-22 August 2021

Communiqué n° 191

Men U23 Omnium I Scratch Race
Start List / Liste de départ

Race distance: 10 km (40 laps)

Starting on the Railing

No.	Rider	Nation	Team
20	MALMBERG Matias	DEN	DENMARK
110	TSARENKO Kyrylo	UKR	UKRAINE
16	BABOR Daniel	CZE	CZECH REPUBLIC
56	TENE Rotem	ISR	ISRAEL
87	DENISOV Denis	RUS	RUSSIAN FEDERATION
96	VANCO Tobias	SVK	SLOVAKIA
1	BUSCHEK Paul	AUT	AUSTRIA
100	JOHANSSON Gustav	SWE	SWEDEN
30	TANACHEV Nikita	GEO	GEORGIA
28	TABELLION Valentin	FRA	FRANCE
52	DONALD Christopher	IRL	IRELAND

Starting on the Blueband

No.	Rider	Nation	Team
12	VAN DEN BOSSCHE Fabio	BEL	BELGIUM
39	TEUTENBERG Tim torn	GER	GERMANY
82	POTASZNIK Szymon	POL	POLAND
106	DE LISI Nicolo	SUI	SWITZERLAND
67	ZIJLAARD Maikel	NED	NETHERLANDS
8	MAZUR Dzianis	BLR	BELARUS
48	BRITTON Rhys	GBR	GREAT BRITAIN
98	BENNASSAR ROSSELLO Francesc	ESP	SPAIN
84	CAIXAS Rodrigo	POR	PORTUGAL
64	NENCINI Tommaso	ITA	ITALY

Communiqué approved by the Secretary of the Commissaires Panel

Report printed: 20/08/2021 11:13

SPORTS TIMING SOFTWARE

www.veloreults.com

TCM v4 Page 1/1

17-22 August 2021

Communiqué n° 192

Men U23 Omnium I Scratch Race
Results / Résultats

Race distance: 10 km (40 laps)

Elapsed time: 11:51

Average speed: Speed: 50.632 km/h

Rank	Bib	Name	Nation	Team	Laps Down
1	20	MALMBERG Matias	DEN	DENMARK	
2	48	BRITTON Rhys	GBR	GREAT BRITAIN	
3	39	TEUTENBERG Tim torn	GER	GERMANY	
4	67	ZIJLAARD Maikel	NED	NETHERLANDS	
5	87	DENISOV Denis	RUS	RUSSIAN FEDERATIO	
6	12	VAN DEN BOSSCHE Fabio	BEL	BELGIUM	
7	28	TABELLION Valentin	FRA	FRANCE	
8	16	BABOR Daniel	CZE	CZECH REPUBLIC	
9	106	DE LISI Nicolo	SUI	SWITZERLAND	
10	98	BENNASSAR ROSSELLO Francesc	ESP	SPAIN	
11	64	NENCINI Tommaso	ITA	ITALY	
12	52	DONALD Christopher	IRL	IRELAND	
13	82	POTASZNIK Szymon	POL	POLAND	
14	56	TENE Rotem	ISR	ISRAEL	
15	84	CAIXAS Rodrigo	POR	PORTUGAL	
16	110	TSARENKO Kyrilo	UKR	UKRAINE	
17	1	BUSCHEK Paul	AUT	AUSTRIA	
18	8	MAZUR Dzianis	BLR	BELARUS	
19	100	JOHANSSON Gustav	SWE	SWEDEN	
20	30	TANACHEV Nikita	GEO	GEORGIA	
21	96	VANCO Tobias	SVK	SLOVAKIA	-2

Communiqué approved by the Secretary of the Commissaires Panel

Report printed: 21/08/2021 11:43

SPORTS TIMING SOFTWARE www.veloresults.com

TCM v4 Page 1/1

17-22 August 2021

Communiqué n° 193

Men U23 Omnium
Results / Résultats
After 1 event

Rank	No.	Name	Team	sc	te	el	Subtotal Points	Points Race										Lap Points	Finish Order	Total
								1	2	3	4	5	6	7	8	9	10			
1	20	MALMBERG Matias	DENMARK	40 (1)			40											0		
2	48	BRITTON Rhys	GREAT BRITAIN	38 (2)			38											0		
3	39	TEUTENBERG Tim torn	GERMANY	36 (3)			36											0		
4	67	ZIJLAARD Maikel	NETHERLANDS	34 (4)			34											0		
5	87	DENISOV Denis	RUSSIAN FEDERATION	32 (5)			32											0		
6	12	VAN DEN BOSSCHE Fabio	BELGIUM	30 (6)			30											0		
7	28	TABELLION Valentin	FRANCE	28 (7)			28											0		
8	16	BABOR Daniel	CZECH REPUBLIC	26 (8)			26											0		
9	106	DE LISI Nicolo	SWITZERLAND	24 (9)			24											0		
10	98	BENNASSAR ROSSELLO Francesc	SPAIN	22 (10)			22											0		
11	64	NENCINI Tommaso	ITALY	20 (11)			20											0		
12	52	DONALD Christopher	IRELAND	18 (12)			18											0		
13	82	POTASZNIK Szymon	POLAND	16 (13)			16											0		
14	56	TENE Rotem	ISRAEL	14 (14)			14											0		
15	84	CAIXAS Rodrigo	PORTUGAL	12 (15)			12											0		
16	110	TSARENKO Kyrilo	UKRAINE	10 (16)			10											0		
17	1	BUSCHEK Paul	AUSTRIA	8 (17)			8											0		
18	8	MAZUR Dzianis	BELARUS	6 (18)			6											0		
19	100	JOHANSSON Gustav	SWEDEN	4 (19)			4											0		
20	30	TANACHEV Nikita	GEORGIA	2 (20)			2											0		
21	96	VANCO Tobias	SLOVAKIA	-40			-40											0		

Communiqué approved by the Secretary of the Commissaires Panel

Report printed: 21/08/2021 11:45

SPORTS TIMING SOFTWARE

www.veloresults.com

TCM v2 Page 1/1



AUTO HUIS

EICKHOF



17-22 August 2021

Communiqué n° 194

Men U23 Omnium II Tempo Race
Start List / Liste de départ

Starting on the Railing

Bib	Rider	Team
20	MALMBERG Matias	DENMARK
39	TEUTENBERG Tim torn	GERMANY
87	DENISOV Denis	RUSSIAN FEDERATION
28	TABELLION Valentin	FRANCE
106	DE LISI Nicolo	SWITZERLAND
64	NENCINI Tommaso	ITALY
82	POTASZNIK Szymon	POLAND
84	CAIXAS Rodrigo	PORTUGAL
1	BUSCHEK Paul	AUSTRIA
100	JOHANSSON Gustav	SWEDEN
96	VANCO Tobias	SLOVAKIA

Starting on the Blueband

Bib	Rider	Team
48	BRITTON Rhys	GREAT BRITAIN
67	ZIJLAARD Maikel	NETHERLANDS
12	VAN DEN BOSSCHE Fabio	BELGIUM
16	BABOR Daniel	CZECH REPUBLIC
98	BENNASSAR ROSSELLO Francesc	SPAIN
52	DONALD Christopher	IRELAND
56	TENE Rotem	ISRAEL
110	TSARENKO Kyrylo	UKRAINE
8	MAZUR Dzianis	BELARUS
30	TANACHEV Nikita	GEORGIA

Communiqué approved by the Secretary of the Commissaires Panel

Report printed: 21/08/2021 11:47

TCT v2 Page 1/1

17-22 August 2021

Communiqué n° 195A

Men U23 Omnium II Tempo Race
Results / Résultats

Rank	Bib	Name	Team	Sprints Won	Lap Points	Finish Order	Points
1	12	Fabio VAN DEN BOSSCH	BELGIUM	8, 11, 15, 17, 27, 36	20	1	26
2	20	Matias MALMBERG	DENMARK	4, 5, 30, 31, 32, 33	20	18	26
3	64	Tommaso NENCINI	ITALY	12, 13, 14, 16, 18	20	8	25
4	48	Rhys BRITTON	GREAT BRITAIN	3, 26, 29	20	5	23
5	28	Valentin TABELLION	FRANCE	6, 10	20	2	22
6	16	Daniel BABOR	CZECH REPUBLIC	7	20	11	21
7	8	Dzianis MAZUR	BELARUS		20	9	20
8	110	Kyrylo TSARENKO	UKRAINE	19, 20, 21, 22, 23, 24, 25	0	13	7
9	39	Tim torn TEUTENBERG	GERMANY	9, 28, 34, 35	0	10	4
10	67	Maikel ZIJLAARD	NETHERLANDS	1, 2	0	3	2
11	98	Francesc BENNASSAR RO	SPAIN		0	4	0
12	84	Rodrigo CAIXAS	PORTUGAL		0	6	0
13	1	Paul BUSCHEK	AUSTRIA		0	7	0
14	87	Denis DENISOV	RUSSIAN FEDERATION		0	14	0
15	100	Gustav JOHANSSON	SWEDEN		0	15	0
16	56	Rotem TENE	ISRAEL		0	16	0
17	106	Nicolo DE LISI	SWITZERLAND		0	17	0
18	82	Szymon POTASZNIK	POLAND		-20	12	-20
19	52	Christopher DONALD	IRELAND		-40	19	-40
20	96	Tobias VANCO	SLOVAKIA		-40	20	-40
	30	TANACHEV Nikita TANAC	GEORGIA		-40	21	DNF

Communiqué approved by the Secretary of the Commissaires Panel

Report printed: 21/08/2021 16:43

www.veloresults.com TCM v2 Page 1/1

17-22 August 2021

Communiqué n° 196A

Men U23 Omnium
Results / Résultats
After 2 events

Rank	No.	Name	Team	sc	te	el	Subtotal Points	Points Race										Lap Points	Finish Order	Total
								1	2	3	4	5	6	7	8	9	10			
1	20	MALMBERG Matias	DENMARK	40 (1)	38 (2)		78											0		
2	48	BRITTON Rhys	GREAT BRITAIN	38 (2)	34 (4)		72											0		
3	12	VAN DEN BOSSCHE Fabio	BELGIUM	30 (6)	40 (1)		70											0		
4	28	TABELLION Valentin	FRANCE	28 (7)	32 (5)		60											0		
5	39	TEUTENBERG Tim torn	GERMANY	36 (3)	24 (9)		60											0		
6	64	NENCINI Tommaso	ITALY	20 (11)	36 (3)		56											0		
7	16	BABOR Daniel	CZECH REPUBLIC	26 (8)	30 (6)		56											0		
8	67	ZIJLAARD Maikel	NETHERLANDS	34 (4)	22 (10)		56											0		
9	87	DENISOV Denis	RUSSIAN FEDERATION	32 (5)	14 (14)		46											0		
10	98	BENNASSAR ROSSELLO Francesc	SPAIN	22 (10)	20 (11)		42											0		
11	110	TSARENKO Kyrilo	UKRAINE	10 (16)	26 (8)		36											0		
12	8	MAZUR Dzianis	BELARUS	6 (18)	28 (7)		34											0		
13	106	DE LISI Nicolo	SWITZERLAND	24 (9)	8 (17)		32											0		
14	84	CAIXAS Rodrigo	PORTUGAL	12 (15)	18 (12)		30											0		
15	1	BUSCHEK Paul	AUSTRIA	8 (17)	16 (13)		24											0		
16	56	TENE Rotem	ISRAEL	14 (14)	10 (16)		24											0		
17	82	POTASZNIK Szymon	POLAND	16 (13)	6 (18)		22											0		
18	100	JOHANSSON Gustav	SWEDEN	4 (19)	12 (15)		16											0		
19	52	DONALD Christopher	IRELAND	18 (12)	-40		-22											0		
20	96	VANCO Tobias	SLOVAKIA	-40	-40		-80											0		
21	30	TANACHEV Nikita	GEORGIA	2 (20)	DNF	DNF												0		

Communiqué approved by the Secretary of the Commissaires Panel

Report printed: 21/08/2021 16:43

SPORTS TIMING SOFTWARE

www.veloresults.com

TCM v2 Page 1/1



17-22 August 2021

Communiqué n° 197

Men U23 Omnium III Elimination
Start List / Liste de départ

Starting on the Railing

No.	Rider	Nation	Team
20	MALMBERG Matias	DEN	DENMARK
12	VAN DEN BOSSCHE Fabio	BEL	BELGIUM
39	TEUTENBERG Tim torn	GER	GERMANY
16	BABOR Daniel	CZE	CZECH REPUBLIC
87	DENISOV Denis	RUS	RUSSIAN FEDERATION
110	TSARENKO Kyrylo	UKR	UKRAINE
84	CAIXAS Rodrigo	POR	PORTUGAL
106	DE LISI Nicolo	SUI	SWITZERLAND
56	TENE Rotem	ISR	ISRAEL
52	DONALD Christopher	IRL	IRELAND

Starting on the Blueband

No.	Rider	Nation	Team
48	BRITTON Rhys	GBR	GREAT BRITAIN
28	TABELLION Valentin	FRA	FRANCE
64	NENCINI Tommaso	ITA	ITALY
67	ZIJLAARD Maikel	NED	NETHERLANDS
98	BENNASSAR ROSSELLO Francesc	ESP	SPAIN
8	MAZUR Dzianis	BLR	BELARUS
82	POTASZNIK Szymon	POL	POLAND
1	BUSCHEK Paul	AUT	AUSTRIA
100	JOHANSSON Gustav	SWE	SWEDEN
96	VANCO Tobias	SVK	SLOVAKIA

Communiqué approved by the Secretary of the Commissaires Panel

Report printed: 21/08/2021 12:55

SPORTS TIMING SOFTWARE www.veloresults.com

TCM v4 Page 1/1

Men U23 Omnium III Elimination
Results / Résultats

Elapsed time:

Average Speed:

Rank	Bib	Name	Nation	Team	Laps Down
1	12	VAN DEN BOSSCHE Fabio	BEL	BELGIUM	
2	67	ZIJLAARD Maikel	NED	NETHERLANDS	
3	39	TEUTENBERG Tim torn	GER	GERMANY	
4	64	NENCINI Tommaso	ITA	ITALY	
5	28	TABELLION Valentin	FRA	FRANCE	
6	48	BRITTON Rhys	GBR	GREAT BRITAIN	
7	87	DENISOV Denis	RUS	RUSSIAN FEDERATIO	
8	16	BABOR Daniel	CZE	CZECH REPUBLIC	
9	106	DE LISI Nicolo	SUI	SWITZERLAND	
10	98	BENNASSAR ROSSELLO Francesc	ESP	SPAIN	
11	20	MALMBERG Matias	DEN	DENMARK	
12	82	POTASZNIK Szymon	POL	POLAND	
13	1	BUSCHEK Paul	AUT	AUSTRIA	
14	52	DONALD Christopher	IRL	IRELAND	
15	110	TSARENKO Kyrylo	UKR	UKRAINE	
16	84	CAIXAS Rodrigo	POR	PORTUGAL	
17	100	JOHANSSON Gustav	SWE	SWEDEN	
18	96	VANCO Tobias	SVK	SLOVAKIA	
19	56	TENE Rotem	ISR	ISRAEL	
20	8	MAZUR Dzianis	BLR	BELARUS	

Communiqué approved by the Secretary of the Commissaires Panel

Report printed: 21/08/2021 16:40

SPORTS TIMING SOFTWARE

www.veloresults.com

TCM v4 Page 1/1

Men U23 Omnium
Results / Résultats
After 3 events

Rank	No.	Name	Team	sc	te	el	Subtotal Points	Points Race										Lap Points	Finish Order	Total	
								1	2	3	4	5	6	7	8	9	10				
1	12	VAN DEN BOSSCHE Fabio	BELGIUM	30 (6)	40 (1)	40 (1)	110												0		
2	48	BRITTON Rhys	GREAT BRITAIN	38 (2)	34 (4)	30 (6)	102												0		
3	20	MALMBERG Matias	DENMARK	40 (1)	38 (2)	20 (11)	98												0		
4	39	TEUTENBERG Tim torn	GERMANY	36 (3)	24 (9)	36 (3)	96												0		
5	67	ZIJLAARD Maikel	NETHERLANDS	34 (4)	22 (10)	38 (2)	94												0		
6	28	TABELLION Valentin	FRANCE	28 (7)	32 (5)	32 (5)	92												0		
7	64	NENCINI Tommaso	ITALY	20 (11)	36 (3)	34 (4)	90												0		
8	16	BABOR Daniel	CZECH REPUBLIC	26 (8)	30 (6)	26 (8)	82												0		
9	87	DENISOV Denis	RUSSIAN FEDERATION	32 (5)	14 (14)	28 (7)	74												0		
10	98	BENNASSAR ROSSELLO Francesc	SPAIN	22 (10)	20 (11)	22 (10)	64												0		
11	106	DE LISI Nicolo	SWITZERLAND	24 (9)	8 (17)	24 (9)	56												0		
12	110	TSARENKO Kyrilo	UKRAINE	10 (16)	26 (8)	12 (15)	48												0		
13	82	POTASZNIK Szymon	POLAND	16 (13)	6 (18)	18 (12)	40												0		
14	1	BUSCHEK Paul	AUSTRIA	8 (17)	16 (13)	16 (13)	40												0		
15	84	CAIXAS Rodrigo	PORTUGAL	12 (15)	18 (12)	10 (16)	40												0		
16	8	MAZUR Dzianis	BELARUS	6 (18)	28 (7)	2 (20)	36												0		
17	56	TENE Rotem	ISRAEL	14 (14)	10 (16)	4 (19)	28												0		
18	100	JOHANSSON Gustav	SWEDEN	4 (19)	12 (15)	8 (17)	24												0		
19	52	DONALD Christopher	IRELAND	18 (12)	-40	14 (14)	-8												0		
20	96	VANCO Tobias	SLOVAKIA	-40	-40	6 (18)	-74												0		
21	30	TANACHEV Nikita	GEORGIA	2 (20)	DNF	DNF													0		

Communiqué approved by the Secretary of the Commissaires Panel

Men U23 Omnium IV Points Race
Start List / Liste de départ

Race distance: 25 km (100 laps, 10 sprints every 10 laps)

Starting on the Railling			
Bib	Rider	Team	Omnium Pts
12	VAN DEN BOSSCHE Fabio	BELGIUM	110
20	MALMBERG Matias	DENMARK	98
67	ZIJLAARD Maikel	NETHERLANDS	94
64	NENCINI Tommaso	ITALY	90
87	DENISOV Denis	RUSSIAN FEDERATION	74
106	DE LISI Nicolo	SWITZERLAND	56
82	POTASZNIK Szymon	POLAND	40
84	CAIXAS Rodrigo	PORTUGAL	40
56	TENE Rotem	ISRAEL	28
52	DONALD Christopher	IRELAND	-8

Starting on the Blueband			
Bib	Rider	Team	Omnium Pts
48	BRITTON Rhys	GREAT BRITAIN	102
39	TEUTENBERG Tim torn	GERMANY	96
28	TABELLION Valentin	FRANCE	92
16	BABOR Daniel	CZECH REPUBLIC	82
98	BENNASSAR ROSSELLO Francesc	SPAIN	64
110	TSARENKO Kyrylo	UKRAINE	48
1	BUSCHEK Paul	AUSTRIA	40
8	MAZUR Dzianis	BELARUS	36
100	JOHANSSON Gustav	SWEDEN	24
96	VANCO Tobias	SLOVAKIA	-74

Communiqué approved by the Secretary of the Commissaires Panel

Report printed: 21/08/2021 16:50

TCT v2 Page 1/1

Men U23 Omnium
Results / Résultats

Rank	No.	Name	Team	sc	te	el	Subtotal Points	Points Race										Lap Points	Finish Order	Total
								1	2	3	4	5	6	7	8	9	10			
1	20	MALMBERG Matias	DENMARK	40 (1)	38 (2)	20 (11)	98						5					20	16	123
2	12	VAN DEN BOSSCHE Fabio	BELGIUM	30 (6)	40 (1)	40 (1)	110			1			3		1	4	0	3	119	
3	16	BABOR Daniel	CZECH REPUBLIC	26 (8)	30 (6)	26 (8)	82					3				10	20	1	115	
4	48	BRITTON Rhys	GREAT BRITAIN	38 (2)	34 (4)	30 (6)	102	1		5	1					6	0	2	115	
5	39	TEUTENBERG Tim torn	GERMANY	36 (3)	24 (9)	36 (3)	96	2	1				1	2	2		0	8	104	
6	87	DENISOV Denis	RUSSIAN FEDERATION	32 (5)	14 (14)	28 (7)	74		3						5		20	6	102	
7	28	TABELLION Valentin	FRANCE	28 (7)	32 (5)	32 (5)	92		1	2	3			2			0	5	100	
8	64	NENCINI Tommaso	ITALY	20 (11)	36 (3)	34 (4)	90				3					2	0	4	95	
9	67	ZIJLAARD Maikel	NETHERLANDS	34 (4)	22 (10)	38 (2)	94										0	17	94	
10	110	TSARENKO Kyrilo	UKRAINE	10 (16)	26 (8)	12 (15)	48		5								20	10	73	
11	1	BUSCHEK Paul	AUSTRIA	8 (17)	16 (13)	16 (13)	40			5	5			1			0	13	51	
12	84	CAIXAS Rodrigo	PORTUGAL	12 (15)	18 (12)	10 (16)	40		2			1		3	3		0	11	49	
13	8	MAZUR Dzianis	BELARUS	6 (18)	28 (7)	2 (20)	36	5			2	5					0	7	48	
14	82	POTASZNIK Szymon	POLAND	16 (13)	6 (18)	18 (12)	40					2			5		0	15	47	
15	56	TENE Rotem	ISRAEL	14 (14)	10 (16)	4 (19)	28										0	14	28	
16	100	JOHANSSON Gustav	SWEDEN	4 (19)	12 (15)	8 (17)	24										0	12	24	
17	106	DE LISI Nicolo	SWITZERLAND	24 (9)	8 (17)	24 (9)	56			3	2						-100	18	-39	
18	96	VANCO Tobias	SLOVAKIA	-40	-40	6 (18)	-74	3									-40	9	-111	
	98	BENNASSAR ROSSELLO Francesc	SPAIN	22 (10)	20 (11)	22 (10)											-40	0	DNF	
	52	DONALD Christopher	IRELAND	18 (12)	-40	14 (14)											-40	0	DNF	
	30	TANACHEV Nikita	GEORGIA	2 (20)	DNF	DNF											0	0	DNF	

RELEGATION for rider No 20 MALMBERG Mattias (DEN) in 8th sprint for dangerous riding during the race

Communiqué approved by the Secretary of the Commissaires Panel

Women Junior Keirin 1st Round
Start List / Liste de départ

Race distance: 6 laps

Heat 1

No.	Rider	Nation	Team
75	LYSENKO Alina	RUS	RUSSIAN FEDERATION
8	JABORNIKOVA Anna	CZE	CZECH REPUBLIC
35	SCHNEIDER Clara	GER	GERMANY
68	WEZYK Natalia	POL	POLAND
22	ORGAMBIDE SAGARDOY Saioa	ESP	SPAIN
33	EDMUNDS Rhian	GBR	GREAT BRITAIN
50	PACCALINI Alessia	ITA	ITALY

Heat 2

No.	Rider	Nation	Team
85	BILETSKA Alla	UKR	UKRAINE
66	BLASZCZAK Joanna	POL	POLAND
41	JAGER Lara sophie	GER	GERMANY
12	POULOVA Michaela	CZE	CZECH REPUBLIC
28	MOIR Iona	GBR	GREAT BRITAIN
54	BACCHETTINI Rebecca	ITA	ITALY
77	BOGOMOLOVA Elizaveta	RUS	RUSSIAN FEDERATION

Qualification rule: Top 3 riders advance to the Final for 1-6, 4th to 6th to Final for 7-12.

Communiqué approved by the Secretary of the Commissaires Panel

17-22 August 2021

Communiqué n° 203

Women Junior Keirin 1st Round
Results / Résultats

Race distance: 6 laps

Rank	No.	Rider	Nation	Team
------	-----	-------	--------	------

Heat 1

1	75	LYSENKO Alina	RUS	RUSSIAN FEDERATION
2	8	JABORNIKOVA Anna	CZE	CZECH REPUBLIC
3	33	EDMUNDS Rhian	GBR	GREAT BRITAIN
4	50	PACCALINI Alessia	ITA	ITALY
5	35	SCHNEIDER Clara	GER	GERMANY
6	22	ORGAMBIDE SAGARDOY Saioa	ESP	SPAIN
7	68	WEZYK Natalia	POL	POLAND

Heat 2

1	28	MOIR Iona	GBR	GREAT BRITAIN
2	77	BOGOMOLOVA Elizaveta	RUS	RUSSIAN FEDERATION
3	85	BILETSKA Alla	UKR	UKRAINE
4	41	JAGER Lara sophie	GER	GERMANY
5	54	BACCHETTINI Rebecca	ITA	ITALY
6	12	POULOVA Michaela	CZE	CZECH REPUBLIC
7	66	BLASZCZAK Joanna	POL	POLAND

Qualification rule: Top 3 riders advance to the Final for 1-6, 4th to 6th to Final for 7-12.

Communiqué approved by the Secretary of the Commissaires Panel

Report printed: 21/08/2021 11:50

TCM v 2 Page 1/1

Women Junior Keirin Finals
Start List / Liste de départ

Race distance: 6 laps

Final 7-12

No.	Rider	Nation	Team
50	PACCALINI Alessia	ITA	ITALY
35	SCHNEIDER Clara	GER	GERMANY
22	ORGAMBIDE SAGARDOY Saioa	ESP	SPAIN
41	JAGER Lara sophie	GER	GERMANY
54	BACCHETTINI Rebecca	ITA	ITALY
12	POULOVA Michaela	CZE	CZECH REPUBLIC

Final 1-6

No.	Rider	Nation	Team
75	LYSENKO Alina	RUS	RUSSIAN FEDERATION
8	JABORNIKOVA Anna	CZE	CZECH REPUBLIC
33	EDMUNDS Rhian	GBR	GREAT BRITAIN
28	MOIR Iona	GBR	GREAT BRITAIN
77	BOGOMOLOVA Elizaveta	RUS	RUSSIAN FEDERATION
85	BILETSKA Alla	UKR	UKRAINE

Communiqué approved by the Secretary of the Commissaires Panel

Report printed: 21/08/2021 11:57

TCM v 2 Page 1/1

17-22 August 2021

Communiqué n° 209

Women Junior Keirin Finals
Results / Résultats

Race distance: 6 laps

Rank	No.	Rider	Nation	Team
Final 7-12				
				Time: 00.000 Speed: ∞km/h
1	35	SCHNEIDER Clara	GER	GERMANY
2	41	JAGER Lara sophie	GER	GERMANY
3	54	BACCHETTINI Rebecca	ITA	ITALY
4	50	PACCALINI Alessia	ITA	ITALY
5	12	POULOVA Michaela	CZE	CZECH REPUBLIC
6	22	ORGAMBIDE SAGARDOY Saioa	ESP	SPAIN
Final 1-6				
				Time: 00.000 Speed: ∞km/h
1	75	LYSENKO Alina	RUS	RUSSIAN FEDERATION
2	85	BILETSKA Alla	UKR	UKRAINE
3	33	EDMUNDS Rhian	GBR	GREAT BRITAIN
4	8	JABORNIKOVA Anna	CZE	CZECH REPUBLIC
5	77	BOGOMOLOVA Elizaveta	RUS	RUSSIAN FEDERATION
6	28	MOIR Iona	GBR	GREAT BRITAIN

Communiqué approved by the Secretary of the Commissaires Panel

Report printed: 21/08/2021 19:09

TCM v 2 Page 1/1

Women Junior Keirin
Final Classification / Classement Final

Rank	Bib	Rider	Team	UCI ID
1	75	LYSENKO, Alina	RUSSIAN FEDERATION	10090187550
2	85	BILETSKA, Alla	UKRAINE	10075826193
3	33	EDMUNDS, Rhian	GREAT BRITAIN	10096737777
4	8	JABORNIKOVA, Anna	CZECH REPUBLIC	10047309712
5	77	BOGOMOLOVA, Elizaveta	RUSSIAN FEDERATION	10078794700
6	28	MOIR, Iona	GREAT BRITAIN	10064562978
7	35	SCHNEIDER, Clara	GERMANY	10036382155
8	41	JAGER, Lara sophie	GERMANY	10036443183
9	54	BACCHETTINI, Rebecca	ITALY	10031371703
10	50	PACCALINI, Alessia	ITALY	10028762605
11	12	POULOVA, Michaela	CZECH REPUBLIC	10047310318
12	22	ORGAMBIDE SAGARDOY, Saioa	SPAIN	10043261778
13	68	WEZYK, Natalia	POLAND	10053904294
13	66	BLASZCZAK, Joanna	POLAND	10052493754

Communiqué approved by the Secretary of the Commissaires Panel

Men Junior Keirin 1st Round
Start List / Liste de départ

Race distance: 6 laps

Heat 1

No.	Rider	Nation	Team
41	GROB Paul	GER	GERMANY
12	MALASEK Jakub	CZE	CZECH REPUBLIC
71	PREDOMO Mattia	ITA	ITALY
52	CHAROVAS Miltiadis	GRE	GREECE
44	LEDINGHAM HORN Harry	GBR	GREAT BRITAIN
113	SULKOVSZYI Ostap	UKR	UKRAINE

Heat 2

No.	Rider	Nation	Team
88	GRZESIAK Tomasz	POL	POLAND
14	HYTYCH Matej	CZE	CZECH REPUBLIC
39	BRIESE Max david	GER	GERMANY
102	SANCHEZ GARMENDIA Esteban	ESP	SPAIN
10	DE SCHRIJVER Runar	BEL	BELGIUM
92	SHEKELASHVILI David	RUS	RUSSIAN FEDERATION

Heat 3

No.	Rider	Nation	Team
66	NAPOLITANO Daniele	ITA	ITALY
83	MARCINIAK Marcin	POL	POLAND
97	KALACHNIK Nikita	RUS	RUSSIAN FEDERATION
31	CARON Oscar	FRA	FRANCE
107	AMENGUAL MIRALLES Sergi	ESP	SPAIN
48	HILEY Marcus	GBR	GREAT BRITAIN
108	WUTHRICH Emanuel	SUI	SWITZERLAND

Qualification rule: First 2 riders of each heat advance to Keirin Semifinals, others proceed to Repechages.

Communiqué approved by the Secretary of the Commissaires Panel

17-22 August 2021

Communiqué n° 212

Men Junior Keirin 1st Round
Results / Résultats

Race distance: 6 laps

Rank	No.	Rider	Nation	Team
------	-----	-------	--------	------

Heat 1

1	41	GROB Paul	GER	GERMANY
2	44	LEDINGHAM HORN Harry	GBR	GREAT BRITAIN
3	12	MALASEK Jakub	CZE	CZECH REPUBLIC
4	52	CHAROVAS Miltiadis	GRE	GREECE
5	113	SULKOVSKYI Ostap	UKR	UKRAINE
6	71	PREDOMO Mattia	ITA	ITALY

Heat 2

1	92	SHEKELASHVILI David	RUS	RUSSIAN FEDERATION
2	88	GRZESIAK Tomasz	POL	POLAND
3	39 W	BRIESE Max david	GER	GERMANY
4	102	SANCHEZ GARMENDIA Esteban	ESP	SPAIN
5	10	DE SCHRIJVER Runar	BEL	BELGIUM
6	14	HYTYCH Matej	CZE	CZECH REPUBLIC

Heat 3

1	97	KALACHNIK Nikita	RUS	RUSSIAN FEDERATION
2	48	HILEY Marcus	GBR	GREAT BRITAIN
3	66	NAPOLITANO Daniele	ITA	ITALY
4	31	CARON Oscar	FRA	FRANCE
5	107	AMENGUAL MIRALLES Sergi	ESP	SPAIN
6	83	MARCINIAK Marcin	POL	POLAND
7	108	WUTHRICH Emanuel	SUI	SWITZERLAND

Qualification rule: First 2 riders of each heat advance to Keirin Semifinals, others proceed to Repechages.

Warning for rider No 39 BRIESE Max david (GER) for not having held his line during the last 200 meters of the race.

Communiqué approved by the Secretary of the Commissaires Panel

Report printed: 21/08/2021 12:24

TCM v 2 Page 1/1

Men Junior Keirin 1st Round Repechages
Start List / Liste de départ

Race distance: 6 laps

Heat 1

No.	Rider	Nation	Team
12	MALASEK Jakub	CZE	CZECH REPUBLIC
31	CARON Oscar	FRA	FRANCE
102	SANCHEZ GARMENDIA Esteban	ESP	SPAIN
10	DE SCHRIJVER Runar	BEL	BELGIUM
83	MARCINIAK Marcin	POL	POLAND
71	PREDOMO Mattia	ITA	ITALY
108	WUTHRICH Emanuel	SUI	SWITZERLAND

Heat 2

No.	Rider	Nation	Team
39 w	BRIESE Max david	GER	GERMANY
66	NAPOLITANO Daniele	ITA	ITALY
52	CHAROVAS Miltiadis	GRE	GREECE
113	SULKOVSKIY Ostap	UKR	UKRAINE
107	AMENGUAL MIRALLES Sergi	ESP	SPAIN
14	HYTYCH Matej	CZE	CZECH REPUBLIC

Qualification rule: The first 3 riders in each heat advance to Semifinals.

Communiqué approved by the Secretary of the Commissaires Panel

17-22 August 2021

Communiqué n° 214

Men Junior Keirin 1st Round Repechages
Results / Résultats

Race distance: 6 laps

Rank	No.	Rider	Nation	Team
------	-----	-------	--------	------

Heat 1

1	31	CARON Oscar	FRA	FRANCE
2	10	DE SCHRIJVER Runar	BEL	BELGIUM
3	12	MALASEK Jakub	CZE	CZECH REPUBLIC
4	83	MARCINIAK Marcin	POL	POLAND
5	102	SANCHEZ GARMENDIA Esteban	ESP	SPAIN
6	108	WUTHRICH Emanuel	SUI	SWITZERLAND
DNS	71	PREDOMO Mattia	ITA	ITALY

Heat 2

1	66	NAPOLITANO Daniele	ITA	ITALY
2	39	BRIESE Max david	GER	GERMANY
3	107	AMENGUAL MIRALLES Sergi	ESP	SPAIN
4	113	SULKOVSKYI Ostap	UKR	UKRAINE
5	52	CHAROVAS Miltiadis	GRE	GREECE
6	14	HYTYCH Matej	CZE	CZECH REPUBLIC

Qualification rule: The first 3 riders in each heat advance to Semifinals.

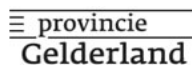
Communiqué approved by the Secretary of the Commissaires Panel

Report printed: 21/08/2021 13:04

TCM v 2 Page 1/1



Ministerie van Volksgezondheid,
Welzijn en Sport



MAAKT
WIELERDROMEN
WAAR



Men Junior Keirin Semifinals
Start List / Liste de départ

Race distance: 6 laps

Heat 1

No.	Rider	Nation	Team
41	GROB Paul	GER	GERMANY
88	GRZESIAK Tomasz	POL	POLAND
48	HILEY Marcus	GBR	GREAT BRITAIN
10	DE SCHRIJVER Runar	BEL	BELGIUM
66	NAPOLITANO Daniele	ITA	ITALY
107	AMENGUAL MIRALLES Sergi	ESP	SPAIN

Heat 2

No.	Rider	Nation	Team
92	SHEKELASHVILI David	RUS	RUSSIAN FEDERATION
97	KALACHNIK Nikita	RUS	RUSSIAN FEDERATION
44	LEDINGHAM HORN Harry	GBR	GREAT BRITAIN
31	CARON Oscar	FRA	FRANCE
39 w	BRIESE Max david	GER	GERMANY
12	MALASEK Jakub	CZE	CZECH REPUBLIC

Qualification rule: Top 3 riders advance to the Final for 1-6 others to Final for 7-12.

Communiqué approved by the Secretary of the Commissaires Panel

17-22 August 2021

Communiqué n° 216

Men Junior Keirin Semifinals
Results / Résultats

Race distance: 6 laps

Rank	No.	Rider	Nation	Team
------	-----	-------	--------	------

Heat 1

1	41	GROB Paul	GER	GERMANY
2	88	GRZESIAK Tomasz	POL	POLAND
3	48	HILEY Marcus	GBR	GREAT BRITAIN
4	66	NAPOLITANO Daniele	ITA	ITALY
5	10	DE SCHRIJVER Runar	BEL	BELGIUM
6	107	AMENGUAL MIRALLES Sergi	ESP	SPAIN

Heat 2

1	92	SHEKELASHVILI David	RUS	RUSSIAN FEDERATION
2	97	KALACHNIK Nikita	RUS	RUSSIAN FEDERATION
3	31	CARON Oscar	FRA	FRANCE
4	39	BRIESE Max david	GER	GERMANY
5	44	LEDINGHAM HORN Harry	GBR	GREAT BRITAIN
6	12	MALASEK Jakub	CZE	CZECH REPUBLIC

Qualification rule: Top 3 riders advance to the Final for 1-6 others to Final for 7-12.

Communiqué approved by the Secretary of the Commissaires Panel

Report printed: 21/08/2021 17:02

TCM v 2 Page 1/1

Men Junior Keirin Finals
Start List / Liste de départ

Race distance: 6 laps

Final 7-12

No.	Rider	Nation	Team
66	NAPOLITANO Daniele	ITA	ITALY
10	DE SCHRIJVER Runar	BEL	BELGIUM
107	AMENGUAL MIRALLES Sergi	ESP	SPAIN
39	BRIESE Max david	GER	GERMANY
44	LEDINGHAM HORN Harry	GBR	GREAT BRITAIN
12	MALASEK Jakub	CZE	CZECH REPUBLIC

Final 1-6

No.	Rider	Nation	Team
41	GROB Paul	GER	GERMANY
88	GRZESIAK Tomasz	POL	POLAND
48	HILEY Marcus	GBR	GREAT BRITAIN
92	SHEKELASHVILI David	RUS	RUSSIAN FEDERATION
97	KALACHNIK Nikita	RUS	RUSSIAN FEDERATION
31	CARON Oscar	FRA	FRANCE

Communiqué approved by the Secretary of the Commissaires Panel

Report printed: 21/08/2021 17:06

TCM v 2 Page 1/1

Men Junior Keirin Finals
Results / Résultats

Race distance: 6 laps

Rank	No.	Rider	Nation	Team
------	-----	-------	--------	------

Final 7-12

Time: 10.998
Speed: 65.466km/h

1	44	LEDINGHAM HORN Harry	GBR	GREAT BRITAIN
2	66	NAPOLITANO Daniele	ITA	ITALY
3	39	BRIESE Max david	GER	GERMANY
4	12	MALASEK Jakub	CZE	CZECH REPUBLIC
5	107	AMENGUAL MIRALLES Sergi	ESP	SPAIN
6	10	DE SCHRIJVER Runar	BEL	BELGIUM

Final 1-6

Time: 00.000
Speed: ∞km/h

1	97	KALACHNIK Nikita	RUS	RUSSIAN FEDERATION
2	92	SHEKELASHVILI David	RUS	RUSSIAN FEDERATION
3	41	GROB Paul	GER	GERMANY
4	48	HILEY Marcus	GBR	GREAT BRITAIN
5	31	CARON Oscar	FRA	FRANCE
6	88	GRZESIAK Tomasz	POL	POLAND

Communiqué approved by the Secretary of the Commissaires Panel

Report printed: 21/08/2021 19:20

TCM v 2 Page 1/1

17-22 August 2021

Communiqué n° 219

Men Junior Keirin
Final Classification / Classement Final

Rank	Bib	Rider	Team	UCI ID
1	97	KALACHNIK, Nikita	RUSSIAN FEDERATION	10036078728
2	92	SHEKELASHVILI, David	RUSSIAN FEDERATION	10063781322
3	41	GROB, Paul	GERMANY	10036384579
4	48	HILEY, Marcus	GREAT BRITAIN	10096738585
5	31	CARON, Oscar	FRANCE	10068955361
6	88	GRZESIAK, Tomasz	POLAND	10055145490
7	44	LEDINGHAM HORN, Harry	GREAT BRITAIN	10092578295
8	66	NAPOLITANO, Daniele	ITALY	10030732109
9	39	BRIESE, Max david	GERMANY	10036237059
10	12	MALASEK, Jakub	CZECH REPUBLIC	10119752140
11	107	AMENGUAL MIRALLES, Sergi	SPAIN	10039729665
12	10	DE SCHRIJVER, Runar	BELGIUM	10065054244
13	83	MARCINIAK, Marcin	POLAND	10063086760
13	113	SULKOVSKYI, Ostap	UKRAINE	10075819729
15	102	SANCHEZ GARMENDIA, Esteban	SPAIN	10043670996
15	52	CHAROVAS, Miltiadis	GREECE	10113857873
17	108	WUTHRICH, Emanuel	SWITZERLAND	10083201025
17	14	HYTYCH, Matej	CZECH REPUBLIC	10058654264
19	71	PREDOMO, Mattia	ITALY	10034048600

Communiqué approved by the Secretary of the Commissaires Panel

Report printed: 21/08/2021 19:35

www.veloresults.com

TCT v.1.1 Page 1/1

Women U23 500m. Time Trial

Final

Start List / Liste de départ

World Record: 28"970 KRISTINA VOGEL (GER) 17.12.2016 FRANKFURT (GER)

Race distance: 500m

Heat	Bib	Name	Team
1	30	HOMER Gabriella	IRELAND
2	28	BELL Lauren	GREAT BRITAIN
3	57	VASHCHENKO Polina	RUSSIAN FEDERATION
4	38	KALEE Kimberly	NETHERLANDS
5	14	PROPSTER Alessa catriona	GERMANY
6	27	FINUCANE Emma	GREAT BRITAIN
7	50	PETRI Paulina	POLAND
8	13	KOUAME Taky marie divine	FRANCE
9	59	TYSHCHENKO Yana	RUSSIAN FEDERATION
10	34	CAPOBIANCHI Giada	ITALY
11	43	VAN DER PEET Steffie	NETHERLANDS
12	15	SPERLICH Christina	GERMANY
13	10	JABORNIKOVA Veronika	CZECH REPUBLIC

Communiqué approved by the Secretary of the Commissaires Panel _____

17-22 August 2021

Communiqué n° 221

Women U23 500m. Time Trial

Final

Results / Résultats

World Record: 28"970 KRISTINA VOGEL (GER) 17.12.2016 FRANKFURT (GER)

Race distance: 500m

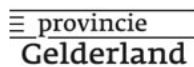
Rank	Bib	Name	Team	250m	Time	Speed
1	59	TYSHCHENKO Yana	RUSSIAN FEDERATIO	19.287(1)	33.890 14.602(2)	53.113 km/h
2	43	VAN DER PEET Steffie	NETHERLANDS	19.803(4)	34.271 14.468(1)	52.522 km/h
3	14	PROPSTER Alessa catriona	GERMANY	19.899(6)	34.580 14.680(3)	52.053 km/h
4	57	VASHCHENKO Polina	RUSSIAN FEDERATIO	19.661(3)	34.789 15.128(7)	51.740 km/h
5	27	FINUCANE Emma	GREAT BRITAIN	19.803(5)	34.814 15.010(4)	51.703 km/h
6	28	BELL Lauren	GREAT BRITAIN	19.579(2)	34.927 15.347(11)	51.536 km/h
7	13	KOUAME Taky marie divine	FRANCE	20.019(8)	35.083 15.064(5)	51.306 km/h
8	50	PETRI Paulina	POLAND	20.091(10)	35.191 15.099(6)	51.149 km/h
9	15	SPERLICH Christina	GERMANY	20.007(7)	35.248 15.240(8)	51.066 km/h
10	10	JABORNIKOVA Veronika	CZECH REPUBLIC	20.057(9)	35.380 15.322(10)	50.876 km/h
11	38	KALEE Kimberly	NETHERLANDS	20.172(11)	35.488 15.316(9)	50.721 km/h
12	34	CAPOBIANCHI Giada	ITALY	20.404(12)	35.933 15.528(12)	50.093 km/h
13	30	HOMER Gabriella	IRELAND	22.935(13)	38.843 15.907(13)	46.340 km/h

Communiqué approved by the Secretary of the Commissaires Panel _____

Report printed: 21/08/2021 13:22

SPORTS TIMING SOFTWARE www.veloresults.com

TCM v4 Page 1/1



17-22 August 2021

Communiqué n° 222B

Women Junior Points Race
Start List / Liste de départ

Race distance: 20 km (80 laps, 8 sprints every 10 laps)

Starting on the Railing

Bib	Rider	Team
87	HOLOD Yelyzaveta	UKRAINE
7	RUSAK Katsiaryna	BELARUS
2	GSCHWENTNER Leila	AUSTRIA
11	RUNTOVA Hanka	CZECH REPUBLIC
73	ROXO Beatriz	PORTUGAL
36	JAHRIK Fabienne	GERMANY
59	SIAUDKULYTE Deimante	LITHUANIA
62	VEENHOVEN Nienke	NETHERLANDS
58	BASILICO Valentina	ITALY
46	CREIGHTON Erin grace	IRELAND

Starting on the Blueband

Bib	Rider	Team
20	MORENO OSSOWSKY Ainhoa	SPAIN
31	LEECH Madelaine	GREAT BRITAIN
44	SARY Boglarka	HUNGARY
74	IVANCHENKO Alena	RUSSIAN FEDERATION
24	AINNILA Wilma	FINLAND
4	WITTEVRONGEL Lani	BELGIUM
65	WIKLINSKA Iga	POLAND
18	LUND Victoria	DENMARK
49	BASH DUBINSKI Ori	ISRAEL
82	GAILLARD Anaëlle	SWITZERLAND

Communiqué approved by the Secretary of the Commissaires Panel

Report printed: 21/08/2021 15:21

TCT v2 Page 1/1

Women Junior Points Race
Results / Résultats

Race distance: 20000 km (80 laps) Race Time:26:19

Rank	Bib	Name	Team	Sprints								Lap Points	Finish Order	Points	
				1	2	3	4	5	6	7	8				
1	74	IVANCHENKO Alena	RUSSIAN FEDERATION		5	1		5	5				60	12	76
2	31	LEECH Madelaine	GREAT BRITAIN	5	1			3		5			20	18	34
3	36	JAHRIK Fabienne	GERMANY			3						10	20	1	33
4	7	RUSAK Katsiaryna	BELARUS		2		5	2					20	10	29
5	2	GSCHWENTNER Leila	AUSTRIA			5			3				20	8	28
6	87	HOLOD Yelyzaveta	UKRAINE			2			2	1			20	15	25
7	62	VEENHOVEN Nienke	NETHERLANDS	2			3	1	1	2	4		0	3	13
8	73	ROXO Beatriz	PORTUGAL								6		0	2	6
9	58	BASILICO Valentina	ITALY	3						3			0	7	6
10	4	WITTEVRONGEL Lani	BELGIUM	1							2		0	4	3
11	24	AINTILA Wilma	FINLAND		3								0	14	3
12	18	LUND Victoria	DENMARK				2						0	0	2
13	65	WIKLINSKA Iga	POLAND				1						0	6	1
14	46	CREIGHTON Erin grace	IRELAND										0	9	0
15	49	BASH DUBINSKI Ori	ISRAEL										0	11	0
16	82	GAILLARD Anaelle	SWITZERLAND										0	13	0
17	20	MORENO OSSOWSKY	SPAIN										0	16	0
18	11	RUNTOVA Hanka	CZECH REPUBLIC										-40	17	-40
DNF	59	SIAUDKULYTE Deiman	LITHUANIA										-20	0	DNF
DNF	44	SARY Boglarka	HUNGARY										-20	0	DNF


Communiqué approved by the Secretary of the Commissaires Panel

Report printed: 21/08/2021 17:47



www.veloresults.com

TCM v2 Page 1/1



17-22 August 2021

Communiqué n° 224A

Men Junior Points race
Start List / Liste de départ

Race distance: 25 km (100 laps, 10 sprints every 10 laps)

Starting on the Railing

Bib	Rider	Team
106	PALLARES REYES Marcel	SPAIN
4	KOKAS Raphael	AUSTRIA
5	SHPAKOUSKI Viachaslau	BELARUS
16	KADLEC Milan	CZECH REPUBLIC
50	BIRRELL Ross	GREAT BRITAIN
77	WILLEMSSEN Justus	NETHERLANDS
109	CHRISTEN Jan	SWITZERLAND
2	SHARYAN Khachik	ARMENIA
81	KOT Julian	POLAND
61	SHYMAN Roy	ISRAEL
24	KALLBERG Axel	FINLAND

Starting on the Blueband

Bib	Rider	Team
53	DRIJVER Bertold	HUNGARY
29	POUVREULT Gregory	FRANCE
38	MASCHKE Malte	GERMANY
114	HORBOVYI Sviatoslav	UKRAINE
70	BOZICEVICH Matteo lapo	ITALY
96	POSTARNAK Mikhail	RUSSIAN FEDERATION
7	BERTELS Jasper	BELGIUM
32	KHORGUANI Giorgi	GEORGIA
76	KELIAUSKAS Renaldas	LITHUANIA
57	O LOUGHLIN Patrick	IRELAND
20	SCHRODER Lucas	DENMARK

Communiqué approved by the Secretary of the Commissaires Panel

Report printed: 21/08/2021 09:56

TCT v2 Page 1/1

Men Junior Points race
Results / Résultats

Race distance: 25000 km (100 laps) Race Time:29:07

Rank	Bib	Name	Team	Sprints										Lap Points	Finish Order	Points	
				1	2	3	4	5	6	7	8	9	10				
1	16	KADLEC Milan	CZECH REPUBLIC				3	1	5				5		60	18	74
2	29	POUVREAUULT Gregory	FRANCE	2					3				3		60	20	68
3	96	POSTARNAK Mikhail	RUSSIAN FEDERATION				5					2			60	7	67
4	109	CHRISTEN Jan	SWITZERLAND	1	5	5	2	5		1	3				40	13	62
5	106	PALLARES REYES Marcel	SPAIN			3			2						40	11	45
6	4	KOKAS Raphael	AUSTRIA				1		1	1					40	19	43
7	53	DRIJVER Bertold	HUNGARY												40	17	40
8	77	WILLEMSSEN Justus	NETHERLANDS									2	10		20	1	32
9	50	BIRRELL Ross	GREAT BRITAIN					3		5			2		20	4	30
10	81	KOT Julian	POLAND	5		2				3					20	10	30
11	24	KALLBERG Axel	FINLAND			1						1	6		20	2	28
12	5	SHPAKOUSKI Viachaslau	BELARUS		1								4		20	3	25
13	7	BERTELS Jasper	BELGIUM		3										20	16	23
14	20	SCHRODER Lucas	DENMARK							5					0	8	5
15	70	BOZICEVICH Matteo lapo	ITALY	3				2							0	9	5
16	38	MASCHKE Malte	GERMANY							2					0	5	2
17	61	SHYMAN Roy	ISRAEL		2										0	15	2
18	57	O LOUGHLIN Patrick	IRELAND												0	6	0
19	114	HORBOVYI Sviatoslav	UKRAINE												0	12	0
20	76	KELIAUSKAS Renaldas	LITHUANIA												0	14	0
21	32	KHORGUANI Giorgi	GEORGIA												0	21	0
DNF	2	SHARYAN Khachik	ARMENIA												-40	146	DNF

Communiqué approved by the Secretary of the Commissaires Panel

Women U23 Keirin 1st Round
Start List / Liste de départ

Race distance: 6 laps

Heat 1

No.	Rider	Nation	Team
14	PROPSTER Alessa catriona	GER	GERMANY
47	SIBIAK Nikola	POL	POLAND
34	CAPOBIANCHI Giada	ITA	ITALY
24	RIDGE DAVIS Blaine	GBR	GREAT BRITAIN
43	VAN DER PEET Steffie	NED	NETHERLANDS

Heat 2

No.	Rider	Nation	Team
18	ALBERS Katharina	GER	GERMANY
55	ANDREEVA Ksenia	RUS	RUSSIAN FEDERATION
46	SEREMAK Nikola	POL	POLAND
13	KOUAME Taky marie divine	FRA	FRANCE
27	FINUCANE Emma	GBR	GREAT BRITAIN

Heat 3

No.	Rider	Nation	Team
59	TYSHCHENKO Yana	RUS	RUSSIAN FEDERATION
10	JABORNIKOVA Veronika	CZE	CZECH REPUBLIC
11	MICHAUX Julie	FRA	FRANCE
38	KALEE Kimberly	NED	NETHERLANDS
33	GASPARRINI Eleonora camilla	ITA	ITALY
44	TVEIT Nora	NOR	NORWAY

Qualification rule: First 2 riders of each heat advance to Keirin Semifinals, others proceed to Repechages.

Communiqué approved by the Secretary of the Commissaires Panel

Women U23 Keirin 1st Round
Results / Résultats

Race distance: 6 laps

Rank	No.	Rider	Nation	Team
------	-----	-------	--------	------

Heat 1

1	14	PROPSTER Alessa catriona	GER	GERMANY
2	43	VAN DER PEET Steffie	NED	NETHERLANDS
3	47	SIBIAK Nikola	POL	POLAND
4	24	RIDGE DAVIS Blaine	GBR	GREAT BRITAIN
5	34	CAPOBIANCHI Giada	ITA	ITALY

Heat 2

1	55	ANDREEVA Ksenia	RUS	RUSSIAN FEDERATION
2	46	SEREMAK Nikola	POL	POLAND
3	27	FINUCANE Emma	GBR	GREAT BRITAIN
4	18	ALBERS Katharina	GER	GERMANY
5	13	KOUAME Taky marie divine	FRA	FRANCE

Heat 3

1	59	TYSHCHENKO Yana	RUS	RUSSIAN FEDERATION
2	10	JABORNIKOVA Veronika	CZE	CZECH REPUBLIC
3	44	TVEIT Nora	NOR	NORWAY
4	38	KALEE Kimberly	NED	NETHERLANDS
5	33	GASPARRINI Eleonora camilla	ITA	ITALY
6	11	MICHAUX Julie	FRA	FRANCE

Qualification rule: First 2 riders of each heat advance to Keirin Semifinals, others proceed to Repechages.

Communiqué approved by the Secretary of the Commissaires Panel

Women U23 Keirin 1st Round Repechages
Start List / Liste de départ

Race distance: 6 laps

Heat 1

No.	Rider	Nation	Team
47	SIBIAK Nikola	POL	POLAND
38	KALEE Kimberly	NED	NETHERLANDS
24	RIDGE DAVIS Blaine	GBR	GREAT BRITAIN
13	KOUAME Taky marie divine	FRA	FRANCE
34	CAPOBIANCHI Giada	ITA	ITALY

Heat 2

No.	Rider	Nation	Team
27	FINUCANE Emma	GBR	GREAT BRITAIN
44	TVEIT Nora	NOR	NORWAY
18	ALBERS Katharina	GER	GERMANY
11	MICHAUX Julie	FRA	FRANCE
33	GASPARRINI Eleonora camilla	ITA	ITALY

Qualification rule: First 3 riders of each heat advance to Keirin Semifinals

Communiqué approved by the Secretary of the Commissaires Panel

17-22 August 2021

Communiqué n° 229

Women U23 Keirin 1st Round Repechages
Results / Résultats

Race distance: 6 laps

Rank	No.	Rider	Nation	Team
Heat 1				
				Time: 00.000 Speed: ∞km/h
1	24	RIDGE DAVIS Blaine	GBR	GREAT BRITAIN
2	47	SIBIAK Nikola	POL	POLAND
3	13	KOUAME Taky marie divine	FRA	FRANCE
4	34	CAPOBIANCHI Giada	ITA	ITALY
5	38	KALEE Kimberly	NED	NETHERLANDS
Heat 2				
				Time: 00.000 Speed: ∞km/h
1	27	FINUCANE Emma	GBR	GREAT BRITAIN
2	18	ALBERS Katharina	GER	GERMANY
3	44	TVEIT Nora	NOR	NORWAY
4	11	MICHAUX Julie	FRA	FRANCE
5	33	GASPARRINI Eleonora camilla	ITA	ITALY

Qualification rule: First 3 riders of each heat advance to Keirin Semifinals

Communiqué approved by the Secretary of the Commissaires Panel

Report printed: 22/08/2021 11:19

TCM v 2 Page 1/1

17-22 August 2021

Communiqué n° 230

Women U23 Keirin Semifinals
Start List / Liste de départ

Race distance: 6 laps

Heat 1

No.	Rider	Nation	Team
14	PROPSTER Alessa catriona	GER	GERMANY
59	TYSHCHENKO Yana	RUS	RUSSIAN FEDERATION
10	JABORNIKOVA Veronika	CZE	CZECH REPUBLIC
47	SIBIAK Nikola	POL	POLAND
27	FINUCANE Emma	GBR	GREAT BRITAIN
44	TVEIT Nora	NOR	NORWAY

Heat 2

No.	Rider	Nation	Team
55	ANDREEVA Ksenia	RUS	RUSSIAN FEDERATION
46	SEREMAK Nikola	POL	POLAND
43	VAN DER PEET Steffie	NED	NETHERLANDS
24	RIDGE DAVIS Blaine	GBR	GREAT BRITAIN
18	ALBERS Katharina	GER	GERMANY
13	KOUAME Taky marie divine	FRA	FRANCE

Qualification rule: Top 3 riders in each heat advance to the Final for 1-6 others to Final for 7-12.

Communiqué approved by the Secretary of the Commissaires Panel

17-22 August 2021

Communiqué n° 231

Women U23 Keirin Semifinals
Results / Résultats

Race distance: 6 laps

Rank	No.	Rider	Nation	Team
------	-----	-------	--------	------

Heat 1

1	59	TYSHCHENKO Yana	RUS	RUSSIAN FEDERATION
2	14	PROPSTER Alessa Catriona	GER	GERMANY
3	27	FINUCANE Emma	GBR	GREAT BRITAIN
4	10	JABORNIKOVA Veronika	CZE	CZECH REPUBLIC
5	47	SIBIAK Nikola	POL	POLAND
6	44	TVEIT Nora	NOR	NORWAY

Heat 2

1	55	ANDREEVA Ksenia	RUS	RUSSIAN FEDERATION
2	46	SEREMAK Nikola	POL	POLAND
3	18	ALBERS Katharina	GER	GERMANY
4	43	VAN DER PEET Steffie	NED	NETHERLANDS
5	13	KOUAME Taky Marie Divine	FRA	FRANCE
5	24	RIDGE DAVIS Blaine	GBR	GREAT BRITAIN

Qualification rule: Top 3 riders in each heat advance to the Final for 1-6 others to Final for 7-12.

Communiqué approved by the Secretary of the Commissaires Panel

Report printed: 22/08/2021 13:54

17-22 August 2021

Communiqué n° 232

Women U23 Keirin Finals
Start List / Liste de départ

Race distance: 6 laps

Final 7-12

No.	Rider	Nation	Team
10	JABORNIKOVA Veronika	CZE	CZECH REPUBLIC
47	SIBIAK Nikola	POL	POLAND
44	TVEIT Nora	NOR	NORWAY
43	VAN DER PEET Steffie	NED	NETHERLANDS
24	RIDGE DAVIS Blaine	GBR	GREAT BRITAIN
13	KOUAME Taky Marie Divine	FRA	FRANCE

Final 1-6

No.	Rider	Nation	Team
59	TYSHCHENKO Yana	RUS	RUSSIAN FEDERATION
14	PROPSTER Alessa Catriona	GER	GERMANY
27	FINUCANE Emma	GBR	GREAT BRITAIN
55	ANDREEVA Ksenia	RUS	RUSSIAN FEDERATION
46	SEREMAK Nikola	POL	POLAND
18	ALBERS Katharina	GER	GERMANY

Communiqué approved by the Secretary of the Commissaires Panel

Report printed: 22/08/2021 14:00

TCM v 2 Page 1/1

17-22 August 2021

Communiqué n° 233

Women U23 Keirin Finals
Results / Résultats

Race distance: 6 laps

Rank	No.	Rider	Nation	Team
Final 7-12				
				Time: 00.000 Speed: ∞km/h
1	47	SIBIAK Nikola	POL	POLAND
2	10	JABORNIKOVA Veronika	CZE	CZECH REPUBLIC
3	43	VAN DER PEET Steffie	NED	NETHERLANDS
4	44	TVEIT Nora	NOR	NORWAY
DNS	24	RIDGE DAVIS Blaine	GBR	GREAT BRITAIN
DNS	13	KOUAME Taky Marie Divine	FRA	FRANCE
Final 1-6				
				Time: 00.000 Speed: ∞km/h
1	55	ANDREEVA Ksenia	RUS	RUSSIAN FEDERATION
2	59	TYSHCHENKO Yana	RUS	RUSSIAN FEDERATION
3	14	PROPSTER Alessa Catriona	GER	GERMANY
4	18	ALBERS Katharina	GER	GERMANY
5	27	FINUCANE Emma	GBR	GREAT BRITAIN
6	46	SEREMAK Nikola	POL	POLAND

Communiqué approved by the Secretary of the Commissaires Panel

Report printed: 22/08/2021 15:06

TCM v 2 Page 1/1

17-22 August 2021

Communiqué n° 234

Women U23 Keirin
Final Classification / Classement Final

Rank	Bib	Rider	Team	UCI ID
1	55	ANDREEVA, Ksenia	RUSSIAN FEDERATION	10034991217
2	59	TYSHCHENKO, Yana	RUSSIAN FEDERATION	10034919778
3	14	PROPSTER, Alessa Catriona	GERMANY	10036279596
4	18	ALBERS, Katharina	GERMANY	10051091803
5	27	FINUCANE, Emma	GREAT BRITAIN	10058497650
6	46	SEREMAK, Nikola	POLAND	10016112084
7	47	SIBIAK, Nikola	POLAND	10016111983
8	10	JABORNIKOVA, Veronika	CZECH REPUBLIC	10047201594
9	43	VAN DER PEET, Steffie	NETHERLANDS	10014699726
10	44	TVEIT, Nora	NORWAY	10019762116
11	24	RIDGE DAVIS, Blaine	GREAT BRITAIN	10011100420
11	13	KOUAME, Taky Marie Divine	FRANCE	10066161458
13	34	CAPOBIANCHI, Giada	ITALY	10029804040
13	11	MICHAUX, Julie	FRANCE	10081958819
15	38	KALEE, Kimberly	NETHERLANDS	10064453955
15	33	GASPARRINI, Eleonora Camilla	ITALY	10031546808

Communiqué approved by the Secretary of the Commissaires Panel

Report printed: 22/08/2021 15:11

www.veloresults.com

TCT v.1.1 Page 1/1

Men U23 Keirin 1st Round
Start List / Liste de départ

Race distance: 6 laps

Heat 1

No.	Rider	Nation	Team
27	DERACHE Tom	FRA	FRANCE
50	LIVANOS Konstantinos	GRE	GREECE
17	STASTNY Jakub	CZE	CZECH REPUBLIC
33	JAGER Julien	GER	GERMANY
10	PAPRUHA Pavel	BLR	BELARUS

Heat 2

No.	Rider	Nation	Team
114	DENYSENKO Vladyslav	UKR	UKRAINE
93	ROSTOV Pavel	RUS	RUSSIAN FEDERATION
31	HOHNE Anton	GER	GERMANY
4	HLOVA Aliaksandr	BLR	BELARUS
76	BURAWSKI Konrad	POL	POLAND

Heat 3

No.	Rider	Nation	Team
92	IAKOVLEV Mikhail	RUS	RUSSIAN FEDERATION
51	LOVASSY Patrik romeo	HUN	HUNGARY
65	KOOL Daan	NED	NETHERLANDS
72	ROCHNA Daniel	POL	POLAND
43	TURNBULL Hamish	GBR	GREAT BRITAIN
102	FORTIS Damien	SUI	SWITZERLAND

Heat 4

Bib	Rider	Nation	Team
109	DANYLCHUK Bohdan	UKR	UKRAINE
60	BIANCHI Matteo	ITA	ITALY
26	BERNERON Paul	FRA	FRANCE
54	BARNES Harvey	IRL	IRELAND
69	VAN LOON Tijmen	NED	NETHERLANDS
45	BUNTING James	GBR	GREAT BRITAIN

Qualification rule: First 2 riders of each heat advance to Keirin Semifinals, others proceed to Repechages.

Communiqué approved by the Secretary of the Commissaires Panel

Men U23 Keirin 1st Round
Results / Résultats

Race distance: 6 laps

Rank	No.	Rider	Nation	Team
Heat 1				
Time: 00.000 Speed: ∞km/h				
1	27	DERACHE Tom	FRA	FRANCE
2	33	JAGER Julien	GER	GERMANY
3	17	STASTNY Jakub	CZE	CZECH REPUBLIC
4	50	LIVANOS Konstantinos	GRE	GREECE
5	10	PAPRUHA Pavel	BLR	BELARUS
Heat 2				
Time: 00.000 Speed: ∞km/h				
1	93	ROSTOV Pavel	RUS	RUSSIAN FEDERATION
2	31	HOHNE Anton	GER	GERMANY
3	76	BURAWSKI Konrad	POL	POLAND
4	114	DENYSENKO Vladyslav	UKR	UKRAINE
5	4	HLOVA Aliaksandr	BLR	BELARUS
Heat 3				
Time: 00.000 Speed: ∞km/h				
1	92	w IAKOVLEV Mikhail	RUS	RUSSIAN FEDERATION
2	72	ROCHNA Daniel	POL	POLAND
3	65	KOOL Daan	NED	NETHERLANDS
4	43	TURNBULL Hamish	GBR	GREAT BRITAIN
5	102	FORTIS Damien	SUI	SWITZERLAND
6	51	LOVASSY Patrik romeo	HUN	HUNGARY
Heat 4				
Time: 00.000 Speed: ∞km/h				
1	60	BIANCHI Matteo	ITA	ITALY
2	45	BUNTING James	GBR	GREAT BRITAIN
3	109	DANYLCHUK Bohdan	UKR	UKRAINE
4	26	BERNERON Paul	FRA	FRANCE
5	54	BARNES Harvey	IRL	IRELAND
6	69	VAN LOON Tijmen	NED	NETHERLANDS

Qualification rule: First 2 riders of each heat advance to Keirin Semifinals, others proceed to Repechages.

Warning for rider No 92 IAKOVLEV Mikhail (RUS) for dangerous riding during the race

Communiqué approved by the Secretary of the Commissaires Panel

17-22 August 2021

Communiqué n° 237

Men U23 Keirin 1st Round Repechages
Start List / Liste de départ

Race distance: 6 laps

Heat 1

No.	Rider	Nation	Team
17	STASTNY Jakub	CZE	CZECH REPUBLIC
26	BERNERON Paul	FRA	FRANCE
102	FORTIS Damien	SUI	SWITZERLAND

Heat 2

No.	Rider	Nation	Team
76	BURAWSKI Konrad	POL	POLAND
43	TURNBULL Hamish	GBR	GREAT BRITAIN
4	HLOVA Aliaksandr	BLR	BELARUS

Heat 3

No.	Rider	Nation	Team
65	KOOL Daan	NED	NETHERLANDS
114	DENYSENKO Vladyslav	UKR	UKRAINE
10	PAPRUHA Pavel	BLR	BELARUS
51	LOVASSY Patrik romeo	HUN	HUNGARY

Heat 4

Bib	Rider	Nation	Team
109	DANYLCHUK Bohdan	UKR	UKRAINE
50	LIVANOS Konstantinos	GRE	GREECE
54	BARNES Harvey	IRL	IRELAND
69	VAN LOON Tijmen	NED	NETHERLANDS

Qualification rule: First rider of each heat advance to Keirin Semifinals

Communiqué approved by the Secretary of the Commissaires Panel

17-22 August 2021

Communiqué n° 238

Men U23 Keirin 1st Round Repechages
Results / Résultats

Race distance: 6 laps

Rank	No.	Rider	Nation	Team
Heat 1				
Time: 00.000 Speed: ∞km/h				
1	17	STASTNY Jakub	CZE	CZECH REPUBLIC
2	26	BERNERON Paul	FRA	FRANCE
3	102	FORTIS Damien	SUI	SWITZERLAND
Heat 2				
Time: 00.000 Speed: ∞km/h				
1	4	HLOVA Aliaksandr	BLR	BELARUS
2	43	TURNBULL Hamish	GBR	GREAT BRITAIN
3	76	BURAWSKI Konrad	POL	POLAND
Heat 3				
Time: 00.000 Speed: ∞km/h				
1	65	KOOL Daan	NED	NETHERLANDS
2	114	DENYSENKO Vladyslav	UKR	UKRAINE
3	51	LOVASSY Patrik romeo	HUN	HUNGARY
4	10	PAPRUHA Pavel	BLR	BELARUS
Heat 4				
Time: 00.000 Speed: ∞km/h				
1	50	LIVANOS Konstantinos	GRE	GREECE
2	54	BARNES Harvey	IRL	IRELAND
3	109	DANYLCHUK Bohdan	UKR	UKRAINE
4	69	VAN LOON Tijmen	NED	NETHERLANDS

Qualification rule: First rider of each heat advance to Keirin Semifinals

Communiqué approved by the Secretary of the Commissaires Panel

Report printed: 22/08/2021 11:37

17-22 August 2021

Communiqué n° 239

Men U23 Keirin Semifinals
Start List / Liste de départ

Race distance: 6 laps

Heat 1

No.	Rider	Nation	Team
27	DERACHE Tom	FRA	FRANCE
92	w IAKOVLEV Mikhail	RUS	RUSSIAN FEDERATION
31	HOHNE Anton	GER	GERMANY
72	ROCHNA Daniel	POL	POLAND
17	STASTNY Jakub	CZE	CZECH REPUBLIC
50	LIVANOS Konstantinos	GRE	GREECE

Heat 2

No.	Rider	Nation	Team
93	ROSTOV Pavel	RUS	RUSSIAN FEDERATION
60	BIANCHI Matteo	ITA	ITALY
33	JAGER Julien	GER	GERMANY
45	BUNTING James	GBR	GREAT BRITAIN
4	HLOVA Aliaksandr	BLR	BELARUS
65	KOOL Daan	NED	NETHERLANDS

Qualification rule: Top 3 riders in each heat advance to the Final for 1-6 others to Final for 7-12.

Communiqué approved by the Secretary of the Commissaires Panel

Report printed: 22/08/2021 11:58

TCM v 2 Page 1/1

17-22 August 2021

Communiqué n° 240

Men U23 Keirin Semifinals
Results / Résultats

Race distance: 6 laps

Rank	No.	Rider	Nation	Team
Heat 1				
				Time: 00.000 Speed: ∞km/h
1	92	w IAKOVLEV Mikhail	RUS	RUSSIAN FEDERATION
2	72	ROCHNA Daniel	POL	POLAND
3	27	DERACHE Tom	FRA	FRANCE
4	31	HOHNE Anton	GER	GERMANY
5	17	STASTNY Jakub	CZE	CZECH REPUBLIC
6	50	LIVANOS Konstantinos	GRE	GREECE
Heat 2				
				Time: 00.000 Speed: ∞km/h
1	33	JAGER Julien	GER	GERMANY
2	93	ROSTOV Pavel	RUS	RUSSIAN FEDERATION
3	45	BUNTING James	GBR	GREAT BRITAIN
4	60	BIANCHI Matteo	ITA	ITALY
5	65	KOOL Daan	NED	NETHERLANDS
6	4	HLOVA Aliaksandr	BLR	BELARUS

Qualification rule: Top 3 riders in each heat advance to the Final for 1-6 others to Final for 7-12.

WARNING for rider #17 STASTNY, Jakub (CZE) UCI ID 10048100765 for entering the sprinter's lane when the opponent was already there.

WARNING for rider #93 ROSTOV, Pavel (RUS) UCI ID 10015267174 for dangerous riding during the race.

Communiqué approved by the Secretary of the Commissaires Panel

17-22 August 2021

Communiqué n° 241

Men U23 Keirin Finals
Start List / Liste de départ

Race distance: 6 laps

Final 7-12

No.	Rider	Nation	Team
31	HOHNE Anton	GER	GERMANY
17	w STASTNY Jakub	CZE	CZECH REPUBLIC
50	LIVANOS Konstantinos	GRE	GREECE
60	BIANCHI Matteo	ITA	ITALY
65	KOOL Daan	NED	NETHERLANDS
4	HLOVA Aliaksandr	BLR	BELARUS

Final 1-6

No.	Rider	Nation	Team
92	w IAKOVLEV Mikhail	RUS	RUSSIAN FEDERATION
72	ROCHNA Daniel	POL	POLAND
27	DERACHE Tom	FRA	FRANCE
33	JAGER Julien	GER	GERMANY
93	w ROSTOV Pavel	RUS	RUSSIAN FEDERATION
45	BUNTING James	GBR	GREAT BRITAIN

Communiqué approved by the Secretary of the Commissaires Panel

Report printed: 22/08/2021 14:22

TCM v 2 Page 1/1

17-22 August 2021

Communiqué n° 242

Men U23 Keirin Finals
Results / Résultats

Race distance: 6 laps

Rank	No.	Rider	Nation	Team
Final 7-12				
				Time: 00.000 Speed: ∞km/h
1	31	HOHNE Anton	GER	GERMANY
2	65	KOOL Daan	NED	NETHERLANDS
3	17	w STASTNY Jakub	CZE	CZECH REPUBLIC
4	60	BIANCHI Matteo	ITA	ITALY
5	4	HLOVA Aliaksandr	BLR	BELARUS
6	50	LIVANOS Konstantinos	GRE	GREECE
Final 1-6				
				Time: 00.000 Speed: ∞km/h
1	92	w IAKOVLEV Mikhail	RUS	RUSSIAN FEDERATION
2	72	ROCHNA Daniel	POL	POLAND
3	27	DERACHE Tom	FRA	FRANCE
4	93	w ROSTOV Pavel	RUS	RUSSIAN FEDERATION
5	33	JAGER Julien	GER	GERMANY
6	45	BUNTING James	GBR	GREAT BRITAIN

Communiqué approved by the Secretary of the Commissaires Panel

Report printed: 22/08/2021 15:17

TCM v 2 Page 1/1

Men U23 Keirin
Final Classification / Classement Final

Rank	Bib	Rider	Team	UCI ID
1	92	IAKOVLEV, Mikhail	RUSSIAN FEDERATION	10034964036
2	72	ROCHNA, Daniel	POLAND	10015915559
3	27	DERACHE, Tom	FRANCE	10026071156
4	93	ROSTOV, Pavel	RUSSIAN FEDERATION	10015267174
5	33	JAGER, Julien	GERMANY	10036435406
6	45	BUNTING, James	GREAT BRITAIN	10023923517
7	31	HOHNE, Anton	GERMANY	10050002066
8	65	KOOL, Daan	NETHERLANDS	10023427908
9	17	STASTNY, Jakub	CZECH REPUBLIC	10048100765
10	60	BIANCHI, Matteo	ITALY	10028995102
11	4	HLOVA, Aliaksandr	BELARUS	10015977803
12	50	LIVANOS, Konstantinos	GREECE	10081023272
13	26	BERNERON, Paul	FRANCE	10026805124
13	43	TURNBULL, Hamish	GREAT BRITAIN	10015483305
13	114	DENYSENKO, Vladyslav	UKRAINE	10088726789
13	54	BARNES, Harvey	IRELAND	10015329216
17	102	FORTIS, Damien	SWITZERLAND	10034782261
17	76	BURAWSKI, Konrad	POLAND	10059054287
17	51	LOVASSY, Patrik Romeo	HUNGARY	10061956813
17	109	DANYLCHUK, Bohdan	UKRAINE	10088729419
21	10	PAPRUHA, Pavel	BELARUS	10064295826
21	69	VAN LOON, Tijmen	NETHERLANDS	10023438921

Communiqué approved by the Secretary of the Commissaires Panel

Women Junior Madison

Start List / Liste de départ

Race distance: 20 km (80 laps sprints every 10 ,8 sprints)

Race number	Team	Riders
16	CZECH REPUBLIC	Black NEMCOVA Barbora Red BARTOVA Gabriela
17	GERMANY	Black SIMON Jette Red EBERLE Lana
19	SPAIN	Black MORENO OSSOWSKY Ainhoa Red ESCALERA Isabella maria
20	ITALY	Black FIORIN Sara Red BASILICO Valentina
21	AUSTRIA	Black MARTINI Johanna Red GSCHWENTNER Leila
22	BELGIUM	Black JOORIS Febe Red VANHOVE Marith
23	DENMARK	Black AUERBACH LIND Laura Red ANDERSON Solbjork
24	GREAT BRITAIN	Black COUZENS Millie Red BACKSTEDT Zoe
25	IRELAND	Black CREIGHTON Erin grace Red SIMMONS Maia
26	NETHERLANDS	Black VEENHOVEN Nienke Red VAN DER MOLEN Yuli
27	POLAND	Black TRACKA Maja Red WANKIEWICZ Olga
29	SWITZERLAND	Black GAILLARD Anaelle Red LEU Lorena
30	UKRAINE	Black KOLYZHUK Anna Red HOLOD Yelyzaveta

Communiqué approved by the Secretary of the Commissaires Panel

17-22 August 2021

Communiqué n° 245

Women Junior Madison
Results / Résultats

Rank	Bib	Name	Sprints								Finish Order	Laps Down	Points
			1	2	3	4	5	6	7	8			
1	24	GREAT BRITAIN COUZENS Millie BACKSTEDT Zoe	5	5	3	5	5	2	3		7	2	68
2	17	GERMANY SIMON Jette EBERLE Lana							5	2	4	1	27
3	26	NETHERLANDS VEENHOVEN Nienke VAN DER MOLEN Yuli	3	3	2		2	5		4	3	0	19
4	20	ITALY FIORIN Sara BASILICO Valentina	2	1		1	3	3	2	6	2	0	18
5	22	BELGIUM JOORIS Febe VANHOVE Marith			1		1	1	1	10	1	0	14
6	27	POLAND TRACKA Maja WANKIEWICZ Olga	1	2	5	2					9	0	10
7	16	CZECH REPUBLIC NEMCOVA Barbora BARTOVA Gabriela									8	0	0
8	19	SPAIN MORENO OSSOWSKY Ainhoa ESCALERA Isabella maria				3					5	-1	-17
9	23	DENMARK AUERBACH LIND Laura ANDERSON Solbjork									6	-1	-20
10	30	UKRAINE KOLYZHUK Anna HOLOD Yelyzaveta									10	-1	-20
11	21	AUSTRIA MARTINI Johanna GSCHWENTNER Leila									11	-2	-40
12	29	SWITZERLAND GAILLARD Anaëlle LEU Lorena									12	-2	-40
	25	IRELAND CREIGHTON Erin grace SIMMONS Maia									0	0	DNS

Notes: Warning for team DENMARK for dangerous riding during the race

Communiqué approved by the President of the Commissaires Panel

Men Junior Madison

Start List / Liste de départ

Race distance: 30 km (120 laps sprints every 10 ,12 sprints)

Race number	Team	Riders
1	CZECH REPUBLIC	Black KOBLIZEK Matyas Red KADLEC Milan
2	POLAND	Black DOLAK Kamil Red MASLAK Piotr
4	SPAIN	Black BONILLO MARTIN Iker Red TERRASA GUAL Marc
5	GERMANY	Black MASCHKE Malte Red ZIPPAN Nicolas
14	FRANCE	Black BOXE Alexandre Red HOUCOU Emmanuel
15	ITALY	Black BOZICEVICH Matteo Iapo Red MINUTA Stefano
8	UKRAINE	Black KABASHNYI Valentyn Red SHCHERBAN Yurii
9	GREAT BRITAIN	Black CHARLTON Josh Red GIDDINGS Joshua
10	BELGIUM	Black BERTELS Jasper Red RAES Renzo
11	DENMARK	Black SORENSEN Frederik Red MATHIESEN Phillip
12	IRELAND	Black MC LOUGHLIN Niall Red DOOGAN Odhran
13	SWITZERLAND	Black CHRISTEN Jan Red CONSTANT Matteo

Communiqué approved by the Secretary of the Commissaires Panel

Men Junior Madison

Results / Résultats

Rank	No.	Name	Sprints												Lap Points	Finish Order	Points
			1	2	3	4	5	6	7	8	9	10	11	12			
1	9	GREAT BRITAIN	1	5	3	2	2		1	5		3		10	20	1	52
		CHARLTON Josh															
		GIDDINGS Joshua															
2	5	GERMANY	3	3		1	3		2	3		2	1	6	20	2	44
		MASCHKE Malte															
		ZIPPAN Nicolas															
3	1	CZECH REPUBLIC		1	5	3	1		5		1			4	20	3	40
		KOBLIZEK Matyas															
		KADLEC Milan															
4	4	SPAIN		2	2			1		1	5	5			20	10	36
		BONILLO MARTIN Iker															
		TERRASA GUAL Marc															
5	11	DENMARK	5		1		5	5				1	5		0	12	22
		SORENSEN Frederik															
		MATHIESEN Phillip															
6	10	BELGIUM				5						3	2		0	4	10
		BERTELS Jasper															
		RAES Renzo															
7	13	SWITZERLAND						3			2	2			0	6	7
		CHRISTEN Jan															
		CONSTANT Matteo															
8	8	UKRAINE							3	2					0	8	5
		KABASHNYI Valentyn															
		SHCHERBAN Yurii															
9	2	POLAND													0	5	0
		DOLAK Kamil															
		MASLAK Piotr															
10	14	FRANCE	2					2			3				-20	7	-13
		BOXE Alexandre															
		HOUCOU Emmanuel															
11	15	ITALY													-20	11	-20
		BOZICEVICH Matteo Lapo															
		MINUTA Stefano															
12	12	IRELAND													-120	9	-120
		MC LOUGHLIN Niall															
		DOOGAN Odhran															

Notes: Warning for team FRANCE for dangerous riding during the race

Communiqué approved by the President of the Commissaires Panel

17-22 August 2021

Communiqué n° 248A

Women U23 Madison

Start List / Liste de départ

Race distance: 25 km (100 laps sprints every 10 ,10 sprints)

Race number	Team	Riders
18	ITALY	Black CONSONNI Chiara Red FIDANZA Martina
19	RUSSIAN FEDERATION	Black MALKOVA Daria Red ROSTOVTSEVA Maria
20	POLAND	Black MAJEWSKA Oliwia Red POLAK Wiktoria
21	GREAT BRITAIN	Black BARNWELL Ella Red KING Eluned
22	NETHERLANDS	Black VAN DER DUIN Maike Red RAAIJMAKERS Marit
23	BELGIUM	Black DE CLERCQ Katrijn Red BOSSUYT Shari
24	BELARUS	Black LEBEDZ Dziyana Red VASILKOVA Hanna
25	SPAIN	Black RODRIGUEZ CORDERO Laura Red ANGUELA YAGUEZ Eva
26	UKRAINE	Black KULYNYCH Olha Red SHEVCHENKO Sofiia
27	GERMANY	Black DOPJANS Hanna Red REIBNER Lena charlotte
28	CZECH REPUBLIC	Black BURLOVA Kristyna Red SEVCIKOVA Petra
29	IRELAND	Black HOMER Gabriella Red GILLESPIE Lara
30	SLOVAKIA	Black JENCUSOVA Nora Red MACHALKOVA Petra

Communiqué approved by the Secretary of the Commissaires Panel

17-22 August 2021

Communiqué n° 249

Women U23 Madison
Results / Résultats

Rank	Bib	Name	Sprints										Finish Order	Points	Laps Down
			1	2	3	4	5	6	7	8	9	10			
1	18	ITALY	5	5	2	5	3	5	3	5	3	10	1	46	0
		CONSONNI Chiara													
		FIDANZA Martina													
2	22	NETHERLANDS	3	3		1	5	3	1	3	5	4	3	28	0
		VAN DER DUIN Maike													
		RAAIJMAKERS Marit													
3	19	RUSSIAN FEDERATION			5	3			5	1	2	6	2	22	0
		MALKOVA Daria													
		ROSTOVTSEVA Maria													
4	23	BELGIUM			3	2	2	2	2	2		2	4	15	0
		DE CLERCQ Katrijn													
		BOSSUYT Shari													
5	28	CZECH REPUBLIC			1		1						6	2	0
		BURLOVA Kristyna													
		SEVCIKOVA Petra													
6	27	GERMANY		1									11	1	0
		DOPJANS Hanna													
		REIBNER Lena Charlotte													
7	26	UKRAINE											8	0	0
		KULYNYCH Olha													
		SHEVCHENKO Sofia													
8	20	POLAND	1					1			1		5	-17	-1
		MAJEWSKA Oliwia													
		POLAK Wiktoria													
9	25	SPAIN		2									9	-18	-1
		RODRIGUEZ CORDERO Laura													
		ANGUELA YAGUEZ Eva													
10	24	BELARUS											7	-20	-1
		LEBEDZ Dziyana													
		VASILKOVA Hanna													
11	30	SLOVAKIA											10	-60	-3
		JENCUSOVA Nora													
		MACHALKOVA Petra													
12	21	GREAT BRITAIN	2										0	0	0
		BARNWELL Ella													
		KING Eluned													
29	29	IRELAND											0	0	0
		HOMER Gabriella													
		GILLESPIE Lara													

Communiqué approved by the President of the Commissaires Panel

Report printed: 22/08/2021 16:18



www.veloreults.com

TCT v1.1 Page 1/1



Ministerie van Volksgezondheid,
Welzijn en Sport



Men U23 Madison

Start List / Liste de départ

Race distance: 40 km (160 laps sprints every 10 ,16 sprints)

Race number	Team	Riders
1	SWITZERLAND	Black WEISS Fabian Red DE LISI Nicolo
2	ITALY	Black BOSCARO Davide Red PINAZZI Mattia
3	BELGIUM	Black VAN DEN BOSSCHE Fabio Red DENS Tuur
4	AUSTRIA	Black BUSCHEK Paul Red KOVAR Stefan
5	GERMANY	Black DRESCHER Laurin Red TEUTENBERG Tim torn
6	DENMARK	Black NJOR Marckus Red RONHEDE Thorolf
7	FRANCE	Black PARDON Florian Red TABELLION Valentin
8	POLAND	Black LEWANDOWSKI Radoslaw Red POTASZNIK Szymon
9	CZECH REPUBLIC	Black BABOR Daniel Red VONES Jan
10	RUSSIAN FEDERATION	Black SHCHEGOLKOV Ilia Red SHICHKIN Vlas
11	NETHERLANDS	Black HEIJNEN Philip Red HOPPEZAK Vincent
12	BELARUS	Black KIRYIEVICH Artur Red PRYMAKOU Kiryl
13	PORTUGAL	Black NARCISO Diogo Red CAIXAS Rodrigo
14	GREAT BRITAIN	Black BRITTON Rhys Red TIDBALL William
15	UKRAINE	Black HANZIN Andrii Red YAKOVLEV Mykyta
16	IRELAND	Black DONALD Christopher Red KEOGH Cian

Communiqué approved by the Secretary of the Commissaires Panel

Men U23 Madison
Results / Résultats

Rank	Bib	Name	Sprints																Lap points	Finish Order	Points
			1	2	3	4	5	6	7	8	9	10	11	12	13	14	15	16			
1	14	GREAT BRITAIN	2	1		1	5		5	1		5	2	3	3	1	3	20	8	52	
		BRITTON Rhys																			
		TIDBALL William																			
2	10	RUSSIAN FEDERATION		5						3	3		1	2			2	10	20	1	46
		SHCHEGOLKOV Ilia																			
		SHICHKIN Vlas																			
3	11	NETHERLANDS	3		1				2		2	3					5	6	20	2	42
		HEIJNEN Philip																			
		HOPPEZAK Vincent																			
4	7	FRANCE				5		3	1	2		2				2	1	4	20	3	40
		PARDON Florian																			
		TABELLION Valentin																			
5	9	CZECH REPUBLIC		2	5			5		5			5		2			2	0	4	26
		BABOR Daniel																			
		VONES Jan																			
6	3	BELGIUM	1	3		3	3	2	3		5			1	1				0	5	22
		VAN DEN BOSSCHE Fabio																			
		DENS Tuur																			
7	2	ITALY	5			2	2	1					3		5				0	9	18
		BOSCARO Davide																			
		PINAZZI Mattia																			
8	5	GERMANY					1				1	1		5		3			0	13	11
		DRESCHER Laurin																			
		TEUTENBERG Tim Torn																			
9	8	POLAND			2											5			0	7	7
		LEWANDOWSKI Radoslaw																			
		POTASZNIK Szymon																			
10	1	SWITZERLAND			3														0	12	3
		WEISS Fabian																			
		DE LISI Nicolo																			
11	13	PORTUGAL																	0	6	0
		NARCISO Diogo																			
		CAIXAS Rodrigo																			
12	15	UKRAINE																	0	10	0
		HANZIN Andrii																			
		YAKOVLEV Mykyta																			
13	6	DENMARK																	0	11	0
		NJOR Marckus																			
		RONHEDE Thorolf																			
16	4	AUSTRIA																	-60	0	DNF
		BUSCHEK Paul																			
		KOVAR Stefan																			
14	12	BELARUS																	-40	0	DNF
		KIRYIEVICH Artur																			
		PRYMAKOU Kiryl																			
15	16	IRELAND																	-40	0	DNF
		DONALD Christopher																			
		KEOGH Cian																			

Communiqué approved by the President of the Commissaires Panel



Number	Event Name	Report Type
1	TECHNICAL OFFICIALS	General
2	GENERAL INFORMATION	General
3	TECHNICAL INFORMATION	General
4	ANTIDOPING CONTROL	General
5	LIST OF ENTERED NATIONS	General
6	ENTRY LIST BY COUNTRY - MEN JUNIOR	General
7	ENTRY LIST BY COUNTRY - WOMEN JUNIOR	General
8	ENTRY LIST BY COUNTRY - MEN U23	General
9	ENTRY LIST BY COUNTRY - WOMEN U23	General
10	Competition Schedule - Day 1	General
11	Competition Schedule - Day 2	General
12	Competition Schedule - Day 3	General
13	Competition Schedule - Day 4	General
14	Competition Schedule - Day 5	General
15	Competition Schedule - Day 6	General
16	Decisions - Day 1	General
17	Decisions - Day 2	General
18	Decisions - Day 3	General
19	Decisions - Day 4	General
20	Decisions - Day 5	General
21	Decisions - Day 6	General
22	Medallists by Event	General
23	Medal Standings	General
24	Women Junior - Team Sprint - Qualifying	Startlist
25	Women Junior - Team Sprint - Qualifying	Results
26	Women Junior - Team Sprint - First Round	Startlist
27	Women Junior - Team Sprint - First Round	Results
28	Women Junior - Team Sprint - Finals 3rd-4th places and 1st-2nd places	Startlist
29	Women Junior - Team Sprint - Finals 3rd-4th places and 1st-2nd places	Results
30	Men Junior - Team Sprint - Qualifying	Startlist
31	Men Junior - Team Sprint - Qualifying	Results
32	Men Junior - Team Sprint - First Round	Startlist
33	Men Junior - Team Sprint - First Round	Results
34	Men Junior - Team Sprint - Finals 3rd-4th places and 1st-2nd places	Startlist
35	Men Junior - Team Sprint - Finals 3rd-4th places and 1st-2nd places	Results
36	Women - Under 23 - Individual Pursuit - Qualifying	Startlist
37	Women - Under 23 - Individual Pursuit - Qualifying	Results
38	Women - Under 23 - Individual Pursuit - Finals 3rd-4th places and 1st-2nd places	Startlist
39	Women - Under 23 - Individual Pursuit - Finals 3rd-4th places and 1st-2nd places	Results
40	Men - Under 23 - Individual Pursuit - Qualifying	Startlist
41	Men - Under 23 - Individual Pursuit - Qualifying	Results
42	Men - Under 23 - Individual Pursuit - Finals 3rd-4th places and 1st-2nd places	Startlist
43	Men - Under 23 - Individual Pursuit - Finals 3rd-4th places and 1st-2nd places	Results
44	Women Junior - Team Pursuit - Qualifying	Startlist
45	Women Junior - Team Pursuit - Qualifying	Results
46	Women Junior - Team Pursuit - First Round	Startlist
47	Women Junior - Team Pursuit - First Round	Results
48	Women Junior - Team Pursuit - Finals 3rd-4th places and 1st-2nd places	Startlist
49	Women Junior - Team Pursuit - Finals 3rd-4th places and 1st-2nd places	Results
50	Men Junior - Team Pursuit - Qualifying	Startlist
51	Men Junior - Team Pursuit - Qualifying	Results
52	Men Junior - Team Pursuit - First Round	Startlist
53	Men Junior - Team Pursuit - First Round	Results
54	Men Junior - Team Pursuit - Finals 3rd-4th places and 1st-2nd places	Startlist
55	Men Junior - Team Pursuit - Finals 3rd-4th places and 1st-2nd places	Results
56	Women Junior - Scratch Race - Final	Startlist
57	Women Junior - Scratch Race - Final	Results
58	Women - Under 23 - Elimination Race - Final	Startlist
59	Women - Under 23 - Elimination Race - Final	Results
60	Men Junior - Scratch Race - Final	Startlist
61	Men Junior - Scratch Race - Final	Results
62	Men - Under 23 - Elimination Race - Final	Startlist
63	Men - Under 23 - Elimination Race - Final	Results
64	Women Under 23 - Team Sprint - Qualifying	Startlist
65	Women Under 23 - Team Sprint - Qualifying	Results
66	Women Under 23 - Team Sprint - First Round	Startlist
67	Women Under 23 - Team Sprint - First Round	Results
68	Women Under 23 - Team Sprint - Finals 3rd-4th places and 1st-2nd places	Startlist
69	Women Under 23 - Team Sprint - Finals 3rd-4th places and 1st-2nd places	Results

70	Men Under 23 - Team Sprint - Qualifying	Startlist
71	Men Under 23 - Team Sprint - Qualifying	Results
72	Men Under 23 - Team Sprint - First Round	Startlist
73	Men Under 23 - Team Sprint - First Round	Results
74	Men Under 23 - Team Sprint - Finals 3rd-4th places and 1st-2nd places	Startlist
75	Men Under 23 - Team Sprint - Finals 3rd-4th places and 1st-2nd places	Results
76	Women Junior - Sprint - Qualifying	Startlist
77	Women Junior - Sprint - Qualifying	Results
78	Women Junior - Sprint - 1/8 finals	Startlist
79	Women Junior - Sprint - 1/8 finals	Results
80	Women Junior - Sprint - 1/4 finals	Startlist
81	Women Junior - Sprint - 1/4 finals	Results
82	Women Junior - Sprint - Semi-final	Startlist
83	Women Junior - Sprint - Semi-final	Results
84	Women Junior - Sprint - Finals	Startlist
85	Women Junior - Sprint - Finals	Results
86	Women Junior - Sprint - Final classification	Results
87	Women Under 23 - Team Pursuit - Qualifying	Startlist
88	Women Under 23 - Team Pursuit - Qualifying	Results
89	Women Under 23 - Team Pursuit - First Round	Startlist
90	Women Under 23 - Team Pursuit - First Round	Results
91	Women Under 23 - Team Pursuit - Finals 3rd-4th places and 1st-2nd places	Startlist
92	Women Under 23 - Team Pursuit - Finals 3rd-4th places and 1st-2nd places	Results
93	Men Under 23 - Team Pursuit - Qualifying	Startlist
94	Men Under 23 - Team Pursuit - Qualifying	Results
95	Men Under 23 - Team Pursuit - First Round	Startlist
96	Men Under 23 - Team Pursuit - First Round	Results
97	Men Under 23 - Team Pursuit - Finals 3rd-4th places and 1st-2nd places	Startlist
98	Men Under 23 - Team Pursuit - Finals 3rd-4th places and 1st-2nd places	Results
99	Men Junior - 1km Time Trial - Final	Startlist
100	Men Junior - 1km Time Trial - Final	Results
101	Women Under 23 - Scratch Race - Final	Startlist
102	Women Under 23 - Scratch Race - Final	Results
103	Women - Junior - Elimination Race - Final	Startlist
104	Women - Junior - Elimination Race - Final	Results
105	Men Under 23 - Scratch Race - Final	Startlist
106	Men Under 23 - Scratch Race - Final	Results
107	Men - Junior - Elimination Race - Final	Startlist
108	Men - Junior - Elimination Race - Final	Results
109	Men Junior - Sprint - Qualifying	Startlist
110	Men Junior - Sprint - Qualifying	Results
111	Men Junior - Sprint - 1/8 finals	Startlist
112	Men Junior - Sprint - 1/8 finals	Results
113	Men Junior - Sprint - 1/4 finals	Startlist
114	Men Junior - Sprint - 1/4 finals	Results
115	Men Junior - Sprint - Semi-final	Startlist
116	Men Junior - Sprint - Semi-final	Results
117	Men Junior - Sprint - Finals	Startlist
118	Men Junior - Sprint - Finals	Results
119	Men Junior - Sprint - Final classification	Results
120	Women Under 23 - Sprint - Qualifying	Startlist
121	Women Under 23 - Sprint - Qualifying	Results
122	Women Under 23 - Sprint - 1/8 finals	Startlist
123	Women Under 23 - Sprint - 1/8 finals	Results
124	Women Under 23 - Sprint - 1/4 finals	Startlist
125	Women Under 23 - Sprint - 1/4 finals	Results
126	Women Under 23 - Sprint - Semi-final	Startlist
127	Women Under 23 - Sprint - Semi-final	Results
128	Women Under 23 - Sprint - Finals	Startlist
129	Women Under 23 - Sprint - Finals	Results
130	Women Under 23 - Sprint - Final classification	Results
131	Men - Junior - Individual Pursuit - Qualifying	Startlist
132	Men - Junior - Individual Pursuit - Qualifying	Results
133	Men - Junior - Individual Pursuit - Finals 3rd-4th places and 1st-2nd places	Startlist
134	Men - Junior - Individual Pursuit - Finals 3rd-4th places and 1st-2nd places	Results
135	Women - Junior - Individual Pursuit - Qualifying	Startlist
136	Women - Junior - Individual Pursuit - Qualifying	Results
137	Women - Junior - Individual Pursuit - Finals 3rd-4th places and 1st-2nd places	Startlist
138	Women - Junior - Individual Pursuit - Finals 3rd-4th places and 1st-2nd places	Results

139	Men Under 23 - 1km Time Trial - Final	Startlist
140	Men Under 23 - 1km Time Trial - Final	Results
141	Men Under 23 - Sprint - Qualifying	Startlist
142	Men Under 23 - Sprint - Qualifying	Results
143	Men Under 23 - Sprint - 1/8 finals	Startlist
144	Men Under 23 - Sprint - 1/8 finals	Results
145	Men Under 23 - Sprint - 1/4 finals	Startlist
146	Men Under 23 - Sprint - 1/4 finals	Results
147	Men Under 23 - Sprint - Semi-final	Startlist
148	Men Under 23 - Sprint - Semi-final	Results
149	Men Under 23 - Sprint - Finals	Startlist
150	Men Under 23 - Sprint - Finals	Results
151	Men Under 23 - Sprint - Final classification	Results
152	Women - Junior - Omnium - race I - Scratch Race	Startlist
153	Women - Junior - Omnium - race I - Scratch Race	Results
154	Women - Junior - Omnium - Standings after 1 event	Results
155	Women - Junior - Omnium - race II- Tempo Race	Startlist
156	Women - Junior - Omnium - race II- Tempo Race	Results
157	Women - Junior - Omnium - Standings after 2 event	Results
158	Women - Junior - Omnium - race III- Elimination Race	Startlist
159	Women - Junior - Omnium - race III- Elimination Race	Results
160	Women - Junior - Omnium - Standings after 3 event	Results
161	Women - Junior - Omnium - race IV- Points race	Startlist
162	Women - Junior - Omnium - Points Race & Final Classification	Results
163	Men - Junior - Omnium - race I - Scratch Race	Startlist
164	Men - Junior - Omnium - race I - Scratch Race	Results
165	Men - Junior - Omnium - Standings after 1 event	Results
166	Men - Junior - Omnium - race II- Tempo Race	Startlist
167	Men - Junior - Omnium - race II- Tempo Race	Results
168	Men - Junior - Omnium - Standings after 2 event	Results
169	Men - Junior - Omnium - race III- Elimination Race	Startlist
170	Men - Junior - Omnium - race III- Elimination Race	Results
171	Men - Junior - Omnium - Standings after 3 event	Results
172	Men - Junior - Omnium - race IV- Points race	Startlist
173	Men - Junior - Omnium - Points Race & Final Classification	Results
174	Women Junior - 500m Time Trial - Final	Startlist
175	Women Junior - 500m Time Trial - Final	Results
176	Women Under 23 - Points Race - Final	Startlist
177	Women Under 23 - Points Race - Final	Results
178	Men Under 23 - Points Race - Final	Startlist
179	Men Under 23 - Points Race - Final	Results
180	Women - Under 23 - Omnium - race I - Scratch Race	Startlist
181	Women - Under 23 - Omnium - race I - Scratch Race	Results
182	Women - Under 23 - Omnium - Standings after 1 event	Results
183	Women - Under 23 - Omnium - race II- Tempo Race	Startlist
184	Women - Under 23 - Omnium - race II- Tempo Race	Results
185	Women - Under 23 - Omnium - Standings after 2 event	Results
186	Women - Under 23 - Omnium - race III- Elimination Race	Startlist
187	Women - Under 23 - Omnium - race III- Elimination Race	Results
188	Women - Under 23 - Omnium - Standings after 3 event	Results
189	Women - Under 23 - Omnium - race IV- Points race	Startlist
190	Women - Under 23 - Omnium - Points Race & Final Classification	Results
191	Men - Under 23 - Omnium - race I - Scratch Race	Startlist
192	Men - Under 23 - Omnium - race I - Scratch Race	Results
193	Men - Under 23 - Omnium - Standings after 1 event	Results
194	Men - Under 23 - Omnium - race II- Tempo Race	Startlist
195	Men - Under 23 - Omnium - race II- Tempo Race	Results
196	Men - Under 23 - Omnium - Standings after 2 event	Results
197	Men - Under 23 - Omnium - race III- Elimination Race	Startlist
198	Men - Under 23 - Omnium - race III- Elimination Race	Results
199	Men - Under 23 - Omnium - Standings after 3 event	Results
200	Men - Under 23 - Omnium - race IV- Points race	Startlist
201	Men - Under 23 - Omnium - Points Race & Final Classification	Results
202	Women Junior - Keirin - 1st round	Startlist
203	Women Junior - Keirin - 1st round	Results
204	Women Junior - Keirin - 1st round repechages	Startlist
205	Women Junior - Keirin - 1st round repechages	Results
206	Women Junior - Keirin - Semi-final	Startlist
207	Women Junior - Keirin - Semi-final	Results
208	Women Junior - Keirin - Finals 7-12 and 1-6 places	Startlist
209	Women Junior - Keirin - Finals 7-12 and 1-6 places	Results
210	Women Junior - Keirin - Final classification	Results

211	Men Junior - Keirin - 1st round	Startlist
212	Men Junior - Keirin - 1st round	Results
213	Men Junior - Keirin - 1st round repechages	Startlist
214	Men Junior - Keirin - 1st round repechages	Results
215	Men Junior - Keirin - Semi-final	Startlist
216	Men Junior - Keirin - Semi-final	Results
217	Men Junior - Keirin - Finals 7-12 and 1-6 places	Startlist
218	Men Junior - Keirin - Finals 7-12 and 1-6 places	Results
219	Men Junior - Keirin - Final classification	Results
220	Women Under 23 - 500m Time Trial - Final	Startlist
221	Women Under 23 - 500m Time Trial - Final	Results
222	Women Junior - Points race - Final	Startlist
223	Women Junior - Points race - Final	Results
224	Men Junior - Points race - Final	Startlist
225	Men Junior - Points race - Final	Results
226	Women Under 23 - Keirin - 1st round	Startlist
227	Women Under 23 - Keirin - 1st round	Results
228	Women Under 23 - Keirin - 1st round repechages	Startlist
229	Women Under 23 - Keirin - 1st round repechages	Results
230	Women Under 23 - Keirin - Semi-final	Startlist
231	Women Under 23r - Keirin - Semi-final	Results
232	Women Under 23 - Keirin - Finals 7-12 and 1-6 places	Startlist
233	Women Under 23 - Keirin - Finals 7-12 and 1-6 places	Results
234	Women Under 23 - Keirin - Final classification	Results
235	Men Under 23 - Keirin - 1st round	Startlist
236	Men Under 23 - Keirin - 1st round	Results
237	Men Under 23 - Keirin - 1st round repechages	Startlist
238	Men Under 23 - Keirin - 1st round repechages	Results
239	Men Under 23 - Keirin - Semi-final	Startlist
240	Men Under 23r - Keirin - Semi-final	Results
241	Men Under 23 - Keirin - Finals 7-12 and 1-6 places	Startlist
242	Men Under 23 - Keirin - Finals 7-12 and 1-6 places	Results
243	Men Under 23 - Keirin - Final classification	Results
244	Women Junior - Madison - Final	Startlist
245	Women Junior - Madison - Final	Results
246	Men Junior - Madison - Final	Startlist
247	Men Junior - Madison - Final	Results
248	Women Under 23 - Madison - Final	Startlist
249	Women Under 23 - Madison - Final	Results
250	Men Under 23 - Madison - Final	Startlist
251	Men Under 23 - Madison - Final	Results

17-22 August 2021

Communiqué n° 22

Medallist by Event
After 44 events

Event	Date	Medal	Name	Team
Women Junior Scratch	17/8/2021	Gold	BASILICO Valentina	ITALY
		Silver	VANHOVE Marith	BELGIUM
		Bronze	TRACKA Maja	POLAND
Women U23 Elimination	17/8/2021	Gold	CONSONNI Chiara	ITALY
		Silver	MARTINS Maria	PORTUGAL
		Bronze	VAN DER DUIN Maike	NETHERLANDS
Women U23 Individual Pursuit	17/8/2021	Gold	ZANARDI Silvia	ITALY
		Silver	GILLESPIE Lara	IRELAND
		Bronze	SMITH Abi	GREAT BRITAIN
Men U23 Individual Pursuit	17/8/2021	Gold	BUCK GRAMCKO Tobias	GERMANY
		Silver	HEINRICH Nicolas	GERMANY
		Bronze	MORO Manlio	ITALY
Men Junior Scratch	17/8/2021	Gold	MATHIESEN Phillip	DENMARK
		Silver	URSELLA Lorenzo	ITALY
		Bronze	LEWANDOWSKI Jakub	POLAND
Men U23 Elimination	17/8/2021	Gold	ZIJLAARD Maikel	NETHERLANDS
		Silver	TEUTENBERG Tim torn	GERMANY
		Bronze	TIDBALL William	GREAT BRITAIN
Women Junior Team Sprint	17/8/2021	Gold	BOGOMOLOVA Elizaveta KRECHKINA Elizaveta LYSENKO Alina	RUSSIAN FEDERATION
		Silver	HOPKINS Jade MOIR Iona EDMUNDS Rhian	GREAT BRITAIN
		Bronze	JAGER Lara sophie SCHNEIDER Clara MULLER Stella	GERMANY

Report printed: 22/08/2021 17:15

 SPORTS TIMING SOFTWARE www.veloresults.com

TCM v4 Page 1/8

Medallist by Event
After 44 events

Event	Date	Medal	Name	Team
Men Junior Team Sprint	17/8/2021	Gold	LOWE Ed HILEY Marcus LEDINGHAM HORN Harry	GREAT BRITAIN
		Silver	SPIEGEL Luca WEINRICH Willy leonhard GROB Paul	GERMANY
		Bronze	SKORNIKOV Grigorii KALACHNIK Nikita SHEKELASHVILI David	RUSSIAN FEDERATION
Men Junior 1km Time Trial	18/8/2021	Gold	WEINRICH Willy leonhard	GERMANY
		Silver	LEDINGHAM HORN Harry	GREAT BRITAIN
		Bronze	SHARPLES Tom	GREAT BRITAIN
Women Junior Team Pursuit	18/8/2021	Gold	LISTER Grace LEECH Madelaine COUZENS Millie BACKSTEDT Zoe	GREAT BRITAIN
		Silver	IVANCHENKO Alena MOISEEVA Alina ABAIDULLINA Inna VALGONEN Valeria	RUSSIAN FEDERATION
		Bronze	JAHIRIG Fabienne ARENDE Franzi CZAPLA Justyna EBERLE Lana	GERMANY
Men Junior Team Pursuit	18/8/2021	Gold	CHARLTON Josh GIDDINGS Joshua TARLING Joshua BIRRELL Ross	GREAT BRITAIN
		Silver	BOXE Alexandre LE HUITOUZE Eddy HOUCOU Emmanuel POUVREAU Gregory	FRANCE
		Bronze	ZARAKOVSKIY Daniil KRYUCHKOV Mark POSTARNAK Mikhail SKORNIKOV Grigorii	RUSSIAN FEDERATION

Medallist by Event
After 44 events

Event	Date	Medal	Name	Team
Women U23 Scratch	18/8/2021	Gold	VAN DER DUIN Maike	NETHERLANDS
		Silver	MARTINS Maria	PORTUGAL
		Bronze	FIDANZA Martina	ITALY
Women Junior Elimination	18/8/2021	Gold	MOISEEVA Alina	RUSSIAN FEDERATION
		Silver	FIORIN Sara	ITALY
		Bronze	EBERLE Lana	GERMANY
Men U23 Scratch	18/8/2021	Gold	CAIXAS Rodrigo	PORTUGAL
		Silver	DENS Tuur	BELGIUM
		Bronze	BABOR Daniel	CZECH REPUBLIC
Men Junior Elimination	18/8/2021	Gold	KOBLIZEK Matyas	CZECH REPUBLIC
		Silver	DOLZHIKOV Dmitrii	RUSSIAN FEDERATION
		Bronze	RATAJCZAK Dominik jedrzej	POLAND
Women U23 Team Sprint	18/8/2021	Gold	ANDREEVA Ksenia GRISHINA Serafima TYSHCHENKO Yana	RUSSIAN FEDERATION
		Silver	BELL Lauren RIDGE DAVIS Blaine FINUCANE Emma	GREAT BRITAIN
		Bronze	SEREMAK Nikola SIBIAK Nikola PETRI Paulina	POLAND
Men U23 Team Sprint	18/8/2021	Gold	FIELDING Alistair TURNBULL Hamish NORRIS Hayden	GREAT BRITAIN
		Silver	SCHIPPERT Paul JAGER Julien HOHNE Anton	GERMANY
		Bronze	KOMKOV Daniil NESTEROV Dmitry ROSTOV Pavel	RUSSIAN FEDERATION

Medallist by Event
After 44 events

Event	Date	Medal	Name	Team
Men U23 1km Time Trial	19/8/2021	Gold	KOOL Daan	NETHERLANDS
		Silver	NORRIS Hayden	GREAT BRITAIN
		Bronze	HOHNE Anton	GERMANY
Women Junior Individual Pursuit	19/8/2021	Gold	BACKSTEDT Zoe	GREAT BRITAIN
		Silver	IVANCHENKO Alena	RUSSIAN FEDERATION
		Bronze	VANHOVE Marith	BELGIUM
Men Junior Individual Pursuit	19/8/2021	Gold	BONETTO Samuele	ITALY
		Silver	BOOS Benjamin	GERMANY
		Bronze	CHARLTON Josh	GREAT BRITAIN
Women U23 Team Pursuit	19/8/2021	Gold	CONSONNI Chiara GASPARRINI Eleonora camilla FIDANZA Martina ZANARDI Silvia	ITALY
		Silver	SMITH Abi BARNWELL Ella KING Eluned LEWIS Sophie	GREAT BRITAIN
		Bronze	VAN DER HULST Amber UNEKEN Lonneke RAAIJMAKERS Marit DE ZOETE Mylene	NETHERLANDS
Men U23 Team Pursuit	19/8/2021	Gold	IGOSHEV Egor SHCHEGOLKOV Iliia NOVOLODSKII Ivan SHICHKIN Vlas	RUSSIAN FEDERATION
		Silver	GEORGE Alfred RUSHBY Max BRITTON Rhys TIDBALL William	GREAT BRITAIN
		Bronze	BOSCARO Davide UMBRI Gidas NENCINI Tommaso MORO Manlio	ITALY

Medallist by Event
After 44 events

Event	Date	Medal	Name	Team
Women Junior Sprint	19/8/2021	Gold	LYSENKO Alina	RUSSIAN FEDERATION
		Silver	EDMUNDS Rhian	GREAT BRITAIN
		Bronze	MOIR Iona	GREAT BRITAIN
Women Junior 500m. Time Trial	20/8/2021	Gold	LYSENKO Alina	RUSSIAN FEDERATION
		Silver	MOIR Iona	GREAT BRITAIN
		Bronze	EDMUNDS Rhian	GREAT BRITAIN
Women U23 Points Race	20/8/2021	Gold	ZANARDI Silvia	ITALY
		Silver	BOSSUYT Shari	BELGIUM
		Bronze	YAROSHENKO Viktoriia	UKRAINE
Men U23 Points Race	20/8/2021	Gold	SHICHKIN Vlas	RUSSIAN FEDERATION
		Silver	NARCISO Diogo	PORTUGAL
		Bronze	PINAZZI Mattia	ITALY
Men Junior Sprint	20/08/2021	Gold	KALACHNIK Nikita	RUSSIAN FEDERATION
		Silver	WEINRICH Willy leonhard	GERMANY
		Bronze	LEDINGHAM HORN Harry	GREAT BRITAIN
Women U23 Sprint	20/08/2021	Gold	TYSHCHENKO Yana	RUSSIAN FEDERATION
		Silver	ANDREEVA Ksenia	RUSSIAN FEDERATION
		Bronze	PROPSTER Alessa catriona	GERMANY
Women Junior Omnium	20/8/2021	Gold	COUZENS Millie	GREAT BRITAIN
		Silver	ABAI DULLINA Inna	RUSSIAN FEDERATION
		Bronze	WANKIEWICZ Olga	POLAND

Medallist by Event
After 44 events

Event	Date	Medal	Name	Team
Men Junior Omnium	20/8/2021	Gold	TARLING Joshua	GREAT BRITAIN
		Silver	BELLETTA Dario igor	ITALY
		Bronze	LE HUITOUZE Eddy	FRANCE
Women U23 500m. Time Trial	21/08/2021	Gold	TYSHCHENKO Yana	RUSSIAN FEDERATION
		Silver	VAN DER PEET Steffie	NETHERLANDS
		Bronze	PROPSTER Alessa catriona	GERMANY
Women Junior Points Race	21/8/2021	Gold	IVANCHENKO Alena	RUSSIAN FEDERATION
		Silver	LEECH Madelaine	GREAT BRITAIN
		Bronze	JAHIRIG Fabienne	GERMANY
Men Junior Points Race	21/8/2021	Gold	KADLEC Milan	CZECH REPUBLIC
		Silver	POUVREULT Gregory	FRANCE
		Bronze	POSTARNAK Mikhail	RUSSIAN FEDERATION
Men U23 Sprint	21/08/2021	Gold	IAKOVLEV Mikhail	RUSSIAN FEDERATION
		Silver	DERACHE Tom	FRANCE
		Bronze	HOHNE Anton	GERMANY
Women Junior Keirin	21/08/2021	Gold	LYSENKO Alina	RUSSIAN FEDERATION
		Silver	BILETSKA Alla	UKRAINE
		Bronze	EDMUNDS Rhian	GREAT BRITAIN
Men Junior Keirin	21/08/2021	Gold	KALACHNIK Nikita	RUSSIAN FEDERATION
		Silver	SHEKELASHVILI David	RUSSIAN FEDERATION
		Bronze	GROB Paul	GERMANY

Medallist by Event
After 44 events

Event	Date	Medal	Name	Team
Women U23 Omnium	21/08/2021	Gold	MARTINS Maria	PORTUGAL
		Silver	VAN DER DUIN Maike	NETHERLANDS
		Bronze	TEUTENBERG Lea lin	GERMANY
Men U23 Omnium	21/08/2021	Gold	MALMBERG Matias	DENMARK
		Silver	VAN DEN BOSSCHE Fabio	BELGIUM
		Bronze	BABOR Daniel	CZECH REPUBLIC
Women Junior Madison	22/8/2021	Gold	COUZENS Millie BACKSTEDT Zoe	GREAT BRITAIN
		Silver	SIMON Jette EBERLE Lana	GERMANY
		Bronze	VEENHOVEN Nienke VAN DER MOLEN Yuli	NETHERLANDS
Men Junior Madison	22/8/2021	Gold	CHARLTON Josh GIDDINGS Joshua	GREAT BRITAIN
		Silver	MASCHKE Malte ZIPPAN Nicolas	GERMANY
		Bronze	KOBLIZEK Matyas KADLEC Milan	CZECH REPUBLIC
Women U23 Keirin	22/08/2021	Gold	ANDREEVA Ksenia	RUSSIAN FEDERATION
		Silver	TYSHCHENKO Yana	RUSSIAN FEDERATION
		Bronze	PROPSTER Alessa Catriona	GERMANY
Men U23 Keirin	22/08/2021	Gold	IAKOVLEV Mikhail	RUSSIAN FEDERATION
		Silver	ROCHNA Daniel	POLAND
		Bronze	DERACHE Tom	FRANCE

Medallist by Event

After 44 events

Event	Date	Medal	Name	Team
Women U23 Madison	22/8/2021	Gold	CONSONNI Chiara FIDANZA Martina	ITALY
		Silver	VAN DER DUIN Maike RAAIJMAKERS Marit	NETHERLANDS
		Bronze	MALKOVA Daria ROSTOVTSEVA Maria	RUSSIAN FEDERATION
Men U23 Madison	22/8/2021	Gold	BRITTON Rhys TIDBALL William	GREAT BRITAIN
		Silver	SHCHEGOLKOV Ilya SHICHKIN Vlas	RUSSIAN FEDERATION
		Bronze	HEIJNEN Philip HOPPEZAK Vincent	NETHERLANDS

Notes:

Communiqué approved by the Secretary of the Commissaires Panel _____